



Classic filament LED candles and lustres

Classic LEDCandle D 5-40W B35 E14 827 CL

Featuring a classic heritage design, filament LED candles and lustres combine the familiar shapes of classic incandescent candles or lustres with the benefits of long-lasting LED technology. They deliver beautiful, decorative warm-white light while saving around 90% on energy costs compared with traditional light candles and lustres.

Product data

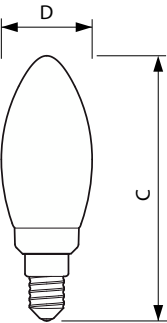
General Information			
Cap base	E14 [E14]	Power Consumption	5 W
Nominal lifetime	15,000 h	Lamp current (nom.)	38 mA
Switching Cycle	20,000	Wattage equivalent	40 W
Lighting Technology	LED	Starting time (nom.)	0.5 s
EU RoHS compliant	Yes	Warm-up time to 60% light	0.5 s
		Power Factor (Fraction)	0.7
		Voltage (nom.)	220-240 V
Light Technical		Temperature	
Colour Code	827 [CCT of 2700K]	T-Case maximum (nom.)	60 °C
Luminous Flux	470 lm		
Colour designation	Warm White (WW)	Controls and Dimming	
Correlated Colour Temperature	2700 K	Dimmable	Yes
Luminous efficacy (rated) (nom.)	94.00 lm/W		
Colour consistency	<6	Mechanical and Housing	
Colour rendering index (CRI)	80	Lamp Finish	Clear
LLMF at end of nominal lifetime (nom.)	70 %	Bulb shape	B35 [B 35 mm]
Operating and Electrical		Approval and Application	
Line Frequency	50 to 60 Hz	Energy consumption kWh/1,000 hours	5 kWh
Input frequency	50 to 60 Hz		

Classic filament LED candles and lustres

EyeComfort	Yes
Product Data	
Order product name	CLA LEDCandle D 5-40W B35 E14 827 CL
Full product name	Classic LEDCandle D 5-40W B35 E14 827 CL
Full EOC	871869670982500
Order code	70982500


Material no. (12 NC)	929001332102
SAP numerator – quantity per pack	1
EAN/UPC – Product/Case	8718696709825
Numerator – packs per outer box	10
EAN/UPC – Case	8718696709832

Dimensional drawing

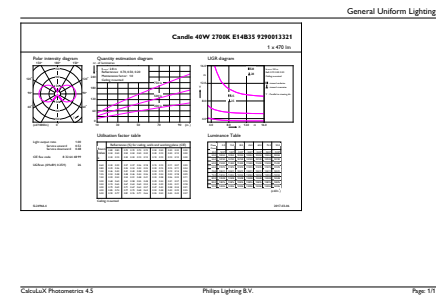


Product	D	C
CLA LEDCandle D 5-40W B35 E14 827 CL	35 mm	103 mm

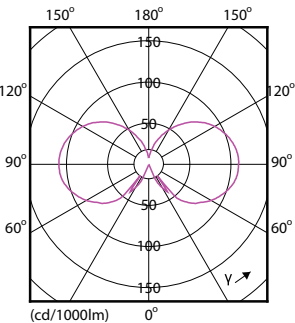
Photometric data



Spectral Power Distribution Colour - CLA LEDCandle D 5-40W B35 E14 827 CL



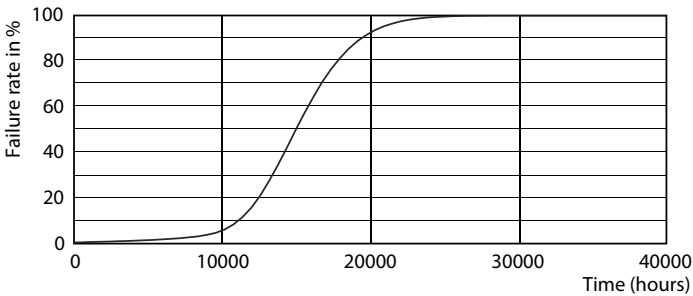
General uniform lighting - CLA LEDCandle D 5-40W B35 E14 827 CL



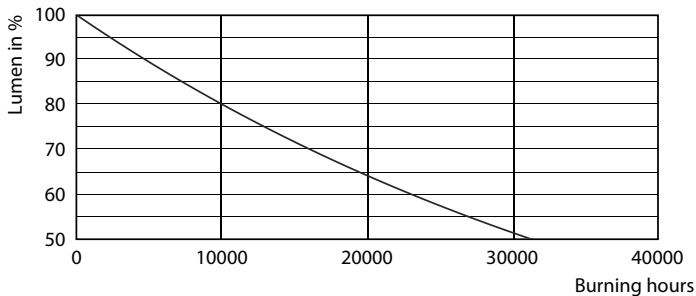
Light Distribution Diagram - CLA LEDCandle D 5-40W B35 E14 827 CL

Classic filament LED candles and lustres

Lifetime



Life Expectancy Diagram - CLA LEDCandle D 5-40W B35 E14 827 CL



Lumen Maintenance Diagram - CLA LEDCandle D 5-40W B35 E14 827 CL

