



CorePro LEDtube EM/ Mains T8

CorePro LEDtube 1200mm 14.5W865

Philips CorePro LEDtubes are the quick and easy way to replace T8 fluorescent or other LED tubes with a fast pay back time. Not only does the Core range of LEDtubes require a low initial investment, but LED energy efficiency also delivers instant savings that you can bank on over a long and reliable lifetime. Plus, with the same lamp size and light distribution as fluorescent alternatives, you'll never know the difference. There are two ways to install these LED tubes: Rewire your existing fluorescent-based luminaires so the CorePro LEDtubes work directly on the Mains. Or simply change the fluorescent starter to an LED starter that can be used with your Electromagnetic ballasts.

Warnings and Safety

- NOTE: The overall energy efficiency and light distribution of any installation that uses these lamps will be determined by the design of the installation.
- Installation must be done according to the installation diagrams provided with the lamp or available online. Installation must be done by a certified professional.

Product data

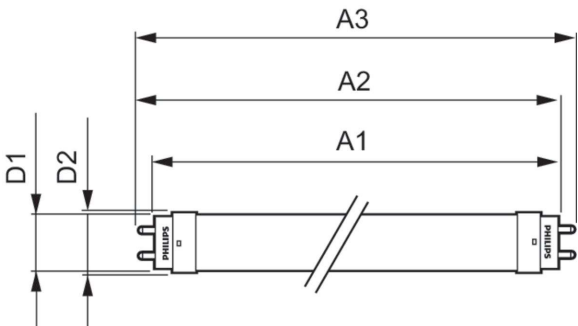
General Information			
Cap-Base	G13 [Medium Bi-Pin Fluorescent]	Luminous Flux	1,600 lm
Nominal lifetime	30,000 hour(s)	Color Designation	Cool Daylight
Switching Cycle	200,000	Correlated Color Temperature (Nom)	6500 K
Lighting Technology	LED	Luminous Efficacy (rated) (Nom)	110.00 lm/W
EU RoHS compliant	Yes	Color Consistency	<6
Light Technical		Color rendering index (CRI)	80
Color Code	865 [CCT of 6500K]	LLMF At End Of Nominal Lifetime (Nom)	70 %
Beam Angle (Nom)	240 degree(s)	Flickering value (PstLM)	2
		Stroboscopic effect value (SVM)	2

CorePro LEDtube EM/Mains T8

Photobiological safety according to EN 62471 RGO	
Operating and Electrical	
Line Frequency	50 to 60 Hz
Input Frequency	50 to 60 Hz
Power Consumption	14.5 W
Starting Time (Nom)	0.5 s
Warm-up time to 60% light	0.5 s
Power Factor (Fraction)	0.9
Voltage (Nom)	220-240 V
LED alternative to fluorescent lamp power	36 W
Temperature	
Ambient temperature range	-20 °C to 45 °C
T-Case Maximum (Nom)	40 °C
Controls and Dimming	
Dimmable	No
Mechanical and Housing	
Bulb Material	Glass

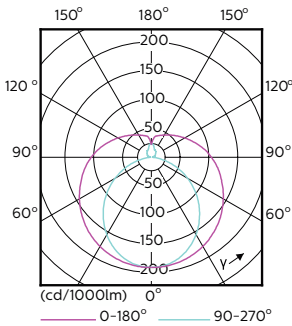

Product Length	1,200 mm
Bulb Shape	T8
Approval and Application	
Energy Saving Product	Yes
Approval Marks	CE marking RoHS compliance KEMA Keur certificate
Energy Consumption kWh/1000 h	15 kWh
Product Data	
Order product name	CorePro LEDtube 1200mm 14.5W865
Full product name	CorePro LEDtube 1200mm 14.5W865
Full product code	871869671109500
Order code	929001338902
Material Nr. (12NC)	929001338902
Numerator - Quantity Per Pack	1
EAN/UPC - Product/Case	8718696711095
Numerator - Packs per outer box	10
EAN/UPC - Case	8718696711101

Dimensional drawing



Product	D1	D2	A1	A2	A3
CorePro LEDtube 1200mm 14.5W865	25.7 mm	28 mm	1,198 mm	1,205 mm	1,212 mm

Photometric data

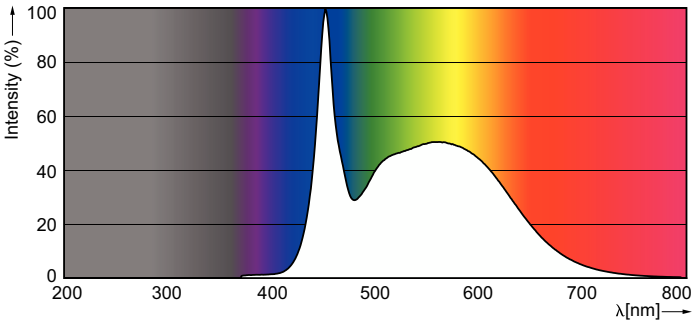


General uniform lighting - CorePro LEDtube 1200mm 14.5W865

Light Distribution Diagram - CorePro LEDtube 1200mm 14.5W865

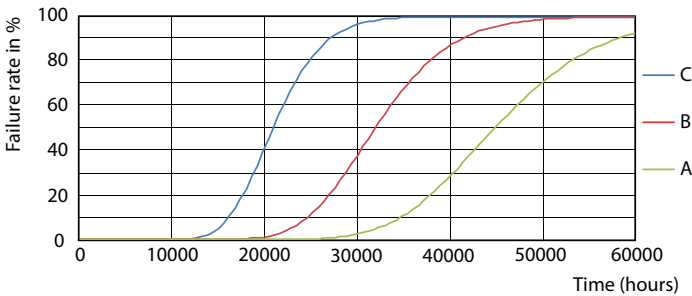
CorePro LEDtube EM/Mains T8

Photometric data



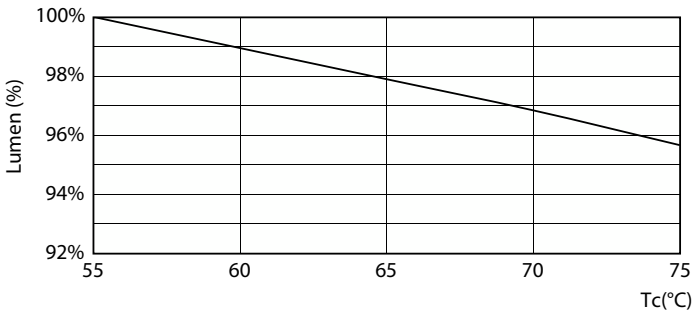
Spectral Power Distribution Colour - CorePro LEDtube 1200mm 14.5W865

Lifetime



Life Expectancy Diagram - CorePro LEDtube 1200mm 14.5W865

Life Expectancy Diagram - CorePro LEDtube 1200mm 14.5W865



Life Expectancy Diagram - CorePro LEDtube 1200mm 14.5W865

Lumen Maintenance Diagram - CorePro LEDtube 1200mm 14.5W865

CorePro LEDtube EM/Mains T8

Lifetime



Lumen Maintenance Diagram - CorePro LEDtube 1200mm 14.5W865

