



CorePro GLASS LED candles and lustres



CorePro LEDLusterND6.5-60W P45 E14840CLG

Featuring a classic heritage design, these filament LED candles combine the familiar shapes of classic incandescent bulbs with the benefits of long-lasting LED technology. The LED candle bulb is a very easy choice for people who are looking for a retrofit LED replacement, it provides 90% energy savings compared with conventional lamps. CorePro Glass LED bulbs provide excellent quality of light for stairway lighting. The LED candle bulb offers a lifetime of 15,000 hours to reduce maintenance costs.

Product data

| General Information | |
|--|--------------------|
| Cap base | E14 [E14] |
| Nominal lifetime | 15,000 h |
| Switching Cycle | 20,000 |
| Lighting Technology | LED |
| Flux measurement reference | Sphere |
| CE mark | Yes |
| EU RoHS compliant | Yes |
| Light Technical | |
| Colour Code | 840 [CCT of 4000K] |
| Luminous Flux | 806 lm |
| Colour designation | Cool White (CW) |
| Correlated Colour Temperature | 4000 K |
| Luminous efficacy (rated) (nom.) | 124.00 lm/W |
| Colour consistency | <6 |
| Colour rendering index (CRI) | 80 |
| LLMF at end of nominal lifetime (nom.) | 70 % |

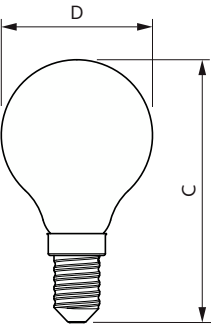
| Flickering value (PstLM) | 1 |
|--|-------------|
| Stroboscopic effect | 0.9 |
| Photobiological safety according to EN 62471 | RG1 |
| Operating and Electrical | |
| Line Frequency | 50 to 60 Hz |
| Input frequency | 50 to 60 Hz |
| Power Consumption | 6.5 W |
| Lamp current (nom.) | 50 mA |
| Wattage equivalent | 60 W |
| Starting time (nom.) | 0.5 s |
| Warm-up time to 60% light | 0.5 s |
| Power Factor (Fraction) | 0.55 |
| Voltage (nom.) | 220-240 V |

CorePro GLASS LED candles and lustres

| | |
|------------------------------------|---------------|
| Temperature | |
| T-Case maximum (nom.) | 55 °C |
| Controls and Dimming | |
| Dimmable | No |
| Mechanical and Housing | |
| Lamp Finish | Clear |
| Bulb shape | P45 [P 45 mm] |
| Approval and Application | |
| Energy Efficiency Class | E |
| Energy consumption kWh/1,000 hours | 7 kWh |
| EPREL registration number | 387447 |

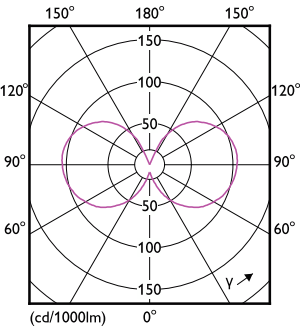
| | |
|-----------------------------------|--|
| Product Data | |
| Order product name | CorePro LEDLusterND6.5-60W P45 E14840CLG |
| Full product name | CorePro LEDLusterND6.5-60W P45 E14840CLG |
| Full EOC | 871951434758800 |
| Order code | 34758800 |
| Material no. (12 NC) | 929002028692 |
| SAP numerator – quantity per pack | 1 |
| EAN/UPC – Product/Case | 8719514347588 |
| Numerator – packs per outer box | 10 |
| EAN/UPC - Case | 8719514347595 |

Dimensional drawing




| Product | D | C |
|--|-------|-------|
| CorePro LEDLusterND6.5-60W P45 E14840CLG | 45 mm | 80 mm |

Photometric data



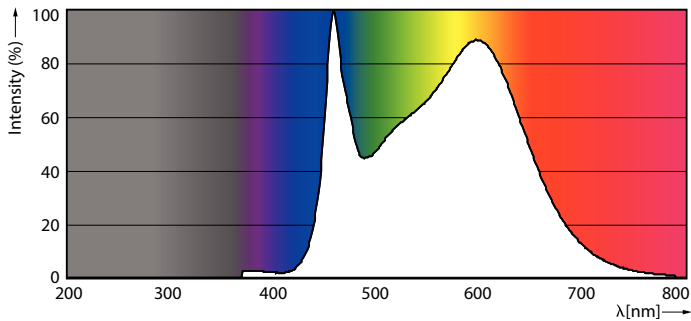
Light Distribution Diagram – CorePro LEDLusterND6.5-60W P45 E14840CLG



General uniform lighting – CorePro LEDLusterND6.5-60W P45 E14840CLG

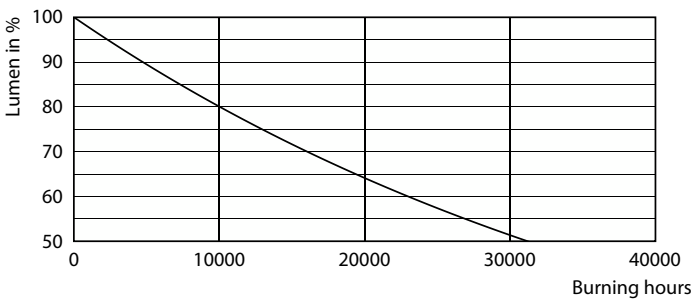
CorePro GLASS LED candles and lustres

Photometric data

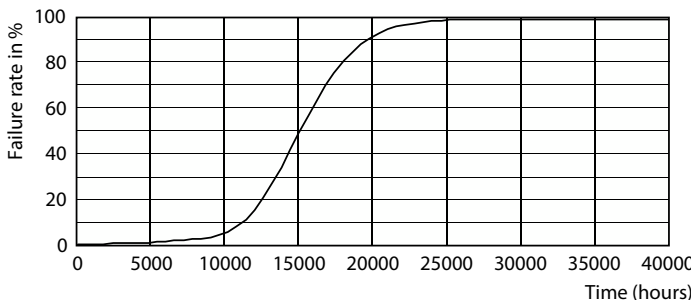


Spectral Power Distribution Colour - CorePro LEDLusterND6.5-60W P45 E14840CLG

Lifetime



Lumen Maintenance Diagram - CorePro LEDLusterND6.5-60W P45 E14840CLG



Life Expectancy Diagram - CorePro LEDLusterND6.5-60W P45 E14840CLG

