



# Trueforce Core LED SON-T



## TForce Core LED road 40W 730 E40 MV

The new Philips Trueforce Core LED SON-T lamps offer you an easy, short-payback LED solution to replace High Intensity Discharge (HID) lamps. This new generation of products brings all the energy-efficiency and long-lifetime benefits of LED to HID replacement, while providing instant saving with a low initial investment.

Furthermore, they're designed to have the same lamp size and light distribution as other HID lamps, so you will never know the difference. All thanks to our High-Power LED filament technology. Plus, its unique IP65 design means it can be used for outdoor applications.

### Warnings and Safety

- Please refer to the installation guide or consult a Philips Lighting representative for the wiring diagram and instructions.

### Product data

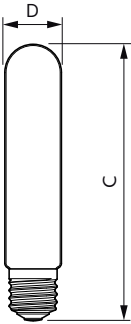
General Information		Luminous efficacy (rated) (nom.)	
Cap base	E40	Colour consistency	<6
Nominal lifetime	25,000 h	Colour rendering index (CRI)	70
Switching Cycle	15,000	LLMF at end of nominal lifetime (nom.)	70 %
Lighting Technology	LED	Flickering value (PstLM)	1
Flux measurement reference	Sphere	Stroboscopic effect	2
CE mark	Yes	Photobiological safety according to EN 62471	RG1
EU RoHS compliant	Yes	Operating and Electrical	
Light Technical		Line Frequency	50 to 60 Hz
Colour Code	730 [CCT of 3000K]	Input frequency	50 to 60 Hz
Luminous Flux	7,200 lm	Power Consumption	40 W
Colour designation	White (WH)	Lamp current (nom.)	178 mA
Correlated Colour Temperature	3000 K	Starting time (nom.)	0.5 s

Trueforce Core LED SON-T

Warm-up time to 60% light	0.5 s
Power Factor (Fraction)	0.9
Voltage (nom.)	220-240 V
Inrush current at mains	10.1
Max. lamp no. on MCB B type 10A — Mains	9
Max. lamp no. on MCB B type 10A — EM ballast without Comp. Cap.	-
Max. lamp no. on MCB B type 10A — EM ballast with Comp. Cap.	-
Max. lamp no. on MCB B type 16A — Mains	14
Max. lamp no. on MCB B type 16A — EM ballast without Comp. Cap.	-
Max. lamp no. on MCB B type 16A — EM ballast with Comp. Cap.	-
Ballast Compatibility	Mains
Temperature	
Ambient temperature range	-30 to +45 °C
T-Case maximum (nom.)	26 °C
Controls and Dimming	
Dimmable	No

Mechanical and Housing	
Lamp Finish	Clear
Bulb shape	T-shape
Approval and Application	
Energy Efficiency Class	C
Energy consumption kWh/1,000 hours	40 kWh
EPREL registration number	574359
Product Data	
Order product name	TForce Core LED road 40W 730 E40 MV
Full product name	TForce Core LED road 40W 730 E40 MV
Full EOC	871951431633100
Order code	31633100
Material no. (12 NC)	929002485202
SAP numerator – quantity per pack	1
EAN/UPC — Product/Case	8719514316331
Numerator – packs per outer box	6
EAN/UPC - Case	8719514316348

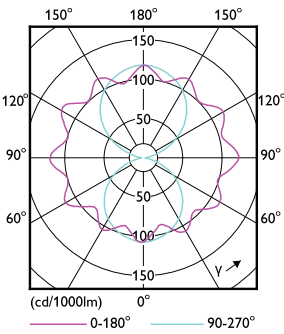
Dimensional drawing




Product	D	C
TForce Core LED road 40W 730 E40 MV	46 mm	225 mm

Trueforce Core LED SON-T

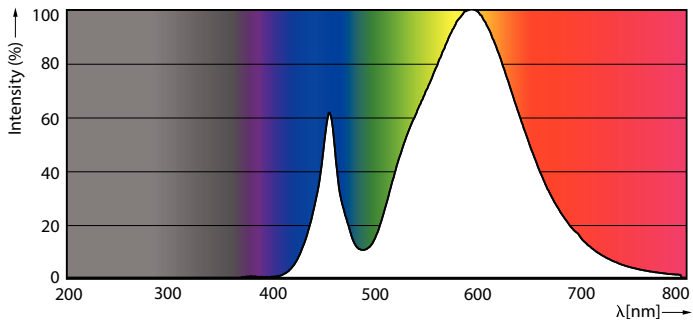
Photometric data



Light Distribution Diagram - TForce Core LED road 40W 730 E40 MV

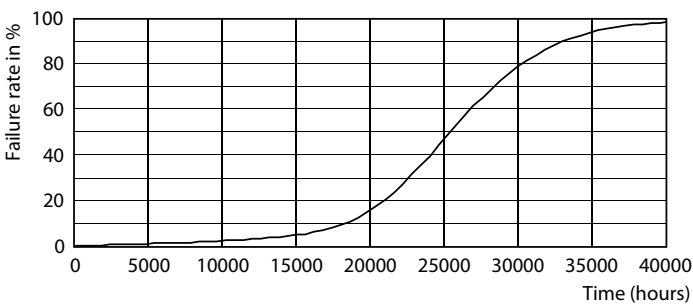


General uniform lighting - TForce Core LED road 40W 730 E40 MV

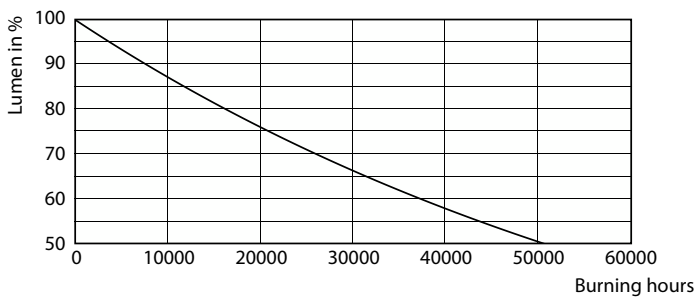


Spectral Power Distribution Colour - TForce Core LED road 40W 730 E40 MV

Lifetime



Life Expectancy Diagram - TForce Core LED road 40W 730 E40 MV



Lumen Maintenance Diagram - TForce Core LED road 40W 730 E40 MV

## Trueforce Core LED SON-T

