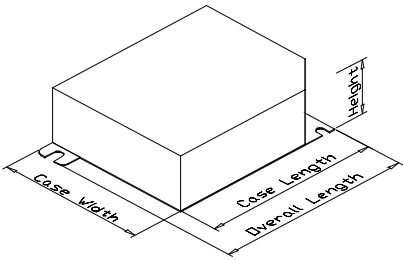
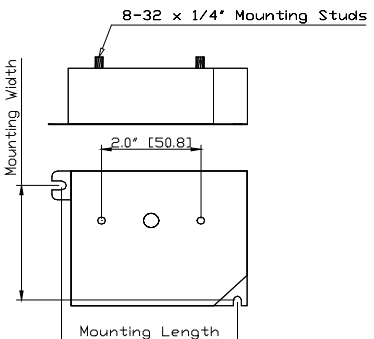
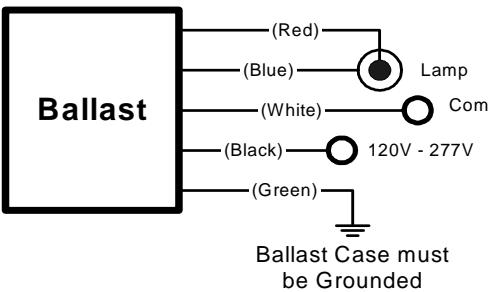
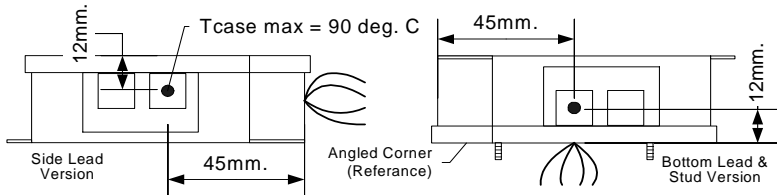



PHILIPS ADVANCE				e-Vision® Electronic Ballast for Metal Halide Lamps			Catalog Number: IMH-G20-G For 20W Metal Halide Lamps ANSI C156/M156 120-277 50/60Hz Electronic Status: RELEASED			
DIMENSIONS AND DATA										
Lamp		Input Volts	Catalog Number*	Line Current (Amps)	Input Power (Watts)	Min Power Factor	Wiring Diag	Fig.	Weight (lb)	Max. Distance to Lamp (ft)
Number	Watts									
20W Watt Lamp, ANSI Code C156/M156 Minimum Starting Temp -20°C/-4°F										
1	20	120 277	IMH-G20-G-XXX	0.2 0.09	24 24	0.9	3	G	0.9	5
 							 <p>Wiring Diagram 3</p>			
Case Figure	Overall Length	Case Length	Case Width	Height	Mountin Length	Mounting Width				
G	97mm [3.8"]	90mm [3.5"]	77mm [3.0"]	30mm [1.2"]	87mm [3.4"]	67mm [2.6"]				
 <p>Case Temperature Measurement Location</p>										
INSTALLATION & APPLICATION NOTES:							*Ordering Information			
1. Maximum allowable case temperature is 90°C. See figure above for measurement location							Order Suffix	Description		
2. Ignition pulse is 4 kV max							-LF	Ballast with side exit leads and mounting feet		
3. All leads are 9 inches long							-BLS	Ballast with bottom exit leads and mounting studs		
4. Ballast output will shutdown after 20 minutes if lamp fails to ignite										
5. Power must be cycled off – then on, after replacing lamp										
6. Connect the red lead to the center terminals of the lamp when using screw base lamps										
Data is based on tests performed by Philips Advance in a controlled environment and is representative of relative performance. Actual performance can vary depending on operating conditions. Specifications are subject to change without notice. All specifications are nominal unless otherwise noted.										

Philips Lighting Electronics N.A.

10275 West Higgins Road • Rosemont, IL 60018 • www.philips.com/advance

Tel: 800-322-2086 • Fax: 800-423-1882 • Customer Support: 800-372-3331 • OEM Support: 866-915-5886