

PHILIPS

Welcome Outdoor Floodlight

Hue White

LED integrated


Warm White light (2700K)

Mains powered

Smart control with Hue bridge*



17436/30/V7



Automate your lights

Now expand Hue to your outdoors. The Welcome Floodlight can be connected to your existing Hue bridge to enjoy all features like away from home control and scheduling, it truly welcomes you home with powerful light. Hue bridge not included.

Easy control and comfort

- Set timers for your convenience
- Control it your way
- Smart control, home and away
- Set your lights to welcome you home

Full control from smart device with Hue bridge

- Requires a Philips Hue bridge

Specially designed for your outdoors

- High-quality aluminum and superior synthetics
- Weather-proof
- Powerful light

Highlights

Set timers for convenience



Enjoy longer evenings outside, finish yard work or just bring the garbage outside after sunset. Have your Philips Hue lights turn on automatically by setting schedules or use sunset / sunrise routine. And of course, you can also turn off or dim your lights this way. You'll never again have to worry whether you've left any lights on.

Control it your way



Connect your Philips Hue lights with the Bridge and start discovering the endless possibilities. Control your lights from your smartphone or tablet via the Philips Hue app, or add the indoor switches to your system to change your lights. Set timers, notifications, alarms, and more for the full Philips Hue experience. Philips Hue even works with Amazon Alexa, Apple HomeKit and the Google Assistant to allow you to control your lights with your voice.

Smart control, home and away



Light up your outdoors and see what's going on outside. By connecting your outdoor lights with the Hue Bridge you can control them in any way you like. With the Philips Hue outdoor sensor, our indoor remote control options such as the Philips Hue app or using your voice (Amazon Alexa, Apple HomeKit or Google Assistant) you can control your outdoor lights. You can set light schedules to mimic your presence. Control your outdoor lighting from the comfort of your home or from any other location.

Set your lights to welcome you




Experience the comfort of your lights turning on automatically when you arrive and turning off when you leave. Unload your car, enter your house, all with the comfort of the right light. Either use the Philips Hue outdoor sensor, or set the Hue app to Home or Away mode to switch on all your lights, or let geolocation do it for you, all without touching a button. It's as easy as that.

Requires a Philips Hue bridge



Connect your Philips Hue lights with the Bridge to control your lights from your smart phone or tablet via the Philips Hue app. Or control your Philips Hue lights with the Philips Hue dimmer indoor switch for on/off and dimming functionalities.

High-quality



The products are made specifically for outdoor use. We are using the highest quality materials to ensure the best performance in the outdoor conditions as well as smart use of materials to optimize radio frequency.


Weather-proof



This Philips Hue outdoor fixture is specially designed for use in outdoor environments and has undergone

rigorous tests to ensure its performance. UL Wet Location rated. This means the product is suitable for use in wet locations.

Powerful light



This Philips Hue light possesses a LED light source which illuminates a large portion of your garden. Find the route to your driveway, pathway, front- or back door brightly lit up, all with the comfort of the right light. Never lose track of what is happening around your house with this powerful Philips Hue light.

Specifications

Design and finishing

- Color: Black
- Material: Metal, Synthetic

Extra feature/accessory incl.

- Adjustable spot head: Yes
- Dimmable with Hue app and switch: Yes

Light characteristics

- Color rendering index (CRI): 80

Miscellaneous

- Especially designed for: Garden & Patio
- Type: Wall Lights

Product dimensions and weight

- Net weight: 2.579 lb
- Height: 6.0 inch
- Length: 8.7 inch
- Width: 6.3 inch

Service

- Warranty: 2 year(s)

Technical specifications

- Lifetime up to: 25,000 hour(s)
- Light color: warm white
- Mains power: Range 100 V - 127 V, 50-60 Hz
- LED: Yes
- Built in LED: Yes
- Number of bulbs: 2
- Wattage bulb included: 15 W
- Maximum wattage replacement bulb: 15 W
- IP code: IP44, protection from splashed water
- Class of protection: I - earthed

What's supported

- Compatible with Effects: Yes
- Philips Hue App: IOS 15 and above, Android 10.0 and above

Packaging dimensions and weight

- EAN/UPC - product: 046677802448
- Net weight: 1.17 kg
- Gross weight: 1.45 kg
- Height: 216 mm
- Length: 206 mm
- Width: 266 mm
- Material number (12NC): 915005731701



Issue date: 2024-02-02
Version: 0.494

© 2024 Signify Holding. All rights reserved. Signify does not give any representation or warranty as to the accuracy or completeness of the information included herein and shall not be liable for any action in reliance thereon. The information presented in this document is not intended as any commercial offer and does not form part of any quotation or contract, unless otherwise agreed by Signify. Philips and the Philips Shield Emblem are registered trademarks of Koninklijke Philips N.V.

www.lighting.philips.com