

PHILIPS

Fuzo Outdoor Wall Light

Hue White

LED integrated


Warm White light (2700K)

Mains powered

Smart control with Hue Bridge*



17444/30/P7



Automate your lights

Now expand Hue to your outdoors. The Fuzo wall light can be connected to your existing Hue bridge to enjoy all features like away from home control and scheduling, it truly welcomes you home with high light output. Hue bridge not included.

Easy control and comfort

- Set timers for your convenience
- Control it your way
- Smart control, home and away
- Set your lights to welcome you home

Full control from a smart device with the Hue bridge

- Requires a Philips Hue bridge

Specially designed for your outdoor spaces

- Weather-proof (IP44)
- High-quality aluminium and superior synthetics
- High light output

Highlights

Set timers for convenience



Enjoy longer evenings outside, finish the gardening or just take the rubbish out after sunset. Have your Philips Hue lights turn on automatically by setting schedules or using the sunset/sunrise routine. And of course, you can also turn off or dim your lights this way. You'll never have to worry whether you've left any lights on.

Control it your way



Connect your Philips Hue lights with the Bridge and start discovering the endless possibilities. Control your lights from your smartphone or tablet via the Philips Hue app, or add the indoor switches to your system to change your lights. Set timers, notifications, alarms and more for the full Philips Hue experience. Philips Hue even works with Amazon Alexa, Apple HomeKit and the Google Assistant to allow you to control your lights with your voice.

Smart control, home and away



Light up your outdoors and see what's going on outside. By connecting your outdoor lights with the Hue Bridge you can control them in any way you like. With the Philips Hue outdoor sensor, our indoor remote control options, such as the Philips Hue app or using your voice (Amazon Alexa, Apple HomeKit or Google Assistant), you can control your outdoor lights. You can set light schedules to mimic your presence. Control your outdoor lighting from the comfort of your home or from any other location.

Set your lights to welcome you




Experience the comfort of your lights turning on automatically when you arrive and turning off when you leave. Unload your car, enter your house, all with the comfort of the right light. Either use the Philips Hue outdoor sensor, or set the Hue app to Home or Away mode to switch on all your lights, or let geolocation do it for you, all without touching a button. It's as easy as that.

Requires a Philips Hue bridge




Connect your Philips Hue lights with the Bridge to control your lights from your smart phone or tablet via the Philips Hue app. Or control your Philips Hue lights with the Philips Hue dimmer indoor switch for on/off and dimming functionalities.

Weather-proof (IP44)



This Philips Hue outdoor fixture is specially designed for use in outdoor environments and has undergone rigorous tests to ensure its performance. The IP level is described by two figures: the first one refers to the protection level against dust, the second against water. This lamp is designed with IP44: it is protected against water splashed from any direction. This product is ideal for general outdoor use.

High-quality

The products are made specifically for outdoor use. We use the highest-

quality materials to ensure the best performance in outdoor conditions, as well as smart use of materials to optimise radio frequency.

High light output

This Philips Hue light provides you with enough output to light up your garden comfortably. Use this Philips Hue light to help you light up your entrances, create more ambience and bring your outdoors to the next level by setting the scene for your moment.

Specifications

Design and finishing

- Colour: black
- Material: metal

Extra feature/accessory incl.

- Dimmable with the Hue app and switches: Yes

Light characteristics

- Colour rendering index (CRI): 80

Miscellaneous

- Especially designed for: Garden and Patio
- Type: Wall light
- EyeComfort: Yes

Product dimensions and weight

- Height: 13 cm
- Length: 13 cm
- Net weight: 0.700 kg
- Width: 12.7 cm

Service

- Warranty: 2 year(s)

Technical specifications

- Lifetime up to: 25,000 h
- Light colour: warm white
- Mains power: 50-60 Hz
- Fixture dimmable: Yes
- LED: Yes
- Built-in LED: Yes
- Number of bulbs: 1
- Wattage bulb included: 15 W
- Maximum wattage replacement bulb: 15 W
- IP code: IP44, protection from splashed water
- Class of protection: II - double insulated

Packaging dimensions and weight

- EAN/UPC - product: 8718696170618
- Net weight: 0.700 kg
- Gross weight: 0.874 kg
- Height: 180.000 mm
- Length: 175.000 mm
- Width: 175.000 mm
- Material number (12NC): 915005732901



Issue date: 2023-11-08
Version: 0.388

© 2023 Signify Holding. All rights reserved. Signify does not give any representation or warranty as to the accuracy or completeness of the information included herein and shall not be liable for any action in reliance thereon. The information presented in this document is not intended as any commercial offer and does not form part of any quotation or contract, unless otherwise agreed by Signify. Philips and the Philips Shield Emblem are registered trademarks of Koninklijke Philips N.V.

www.lighting.philips.com