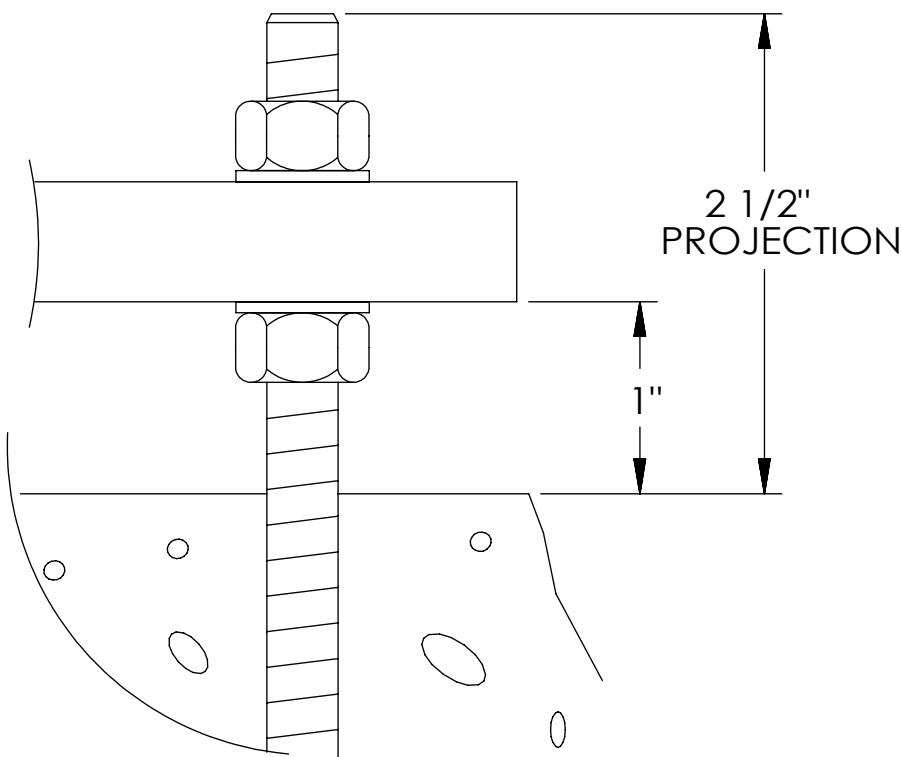
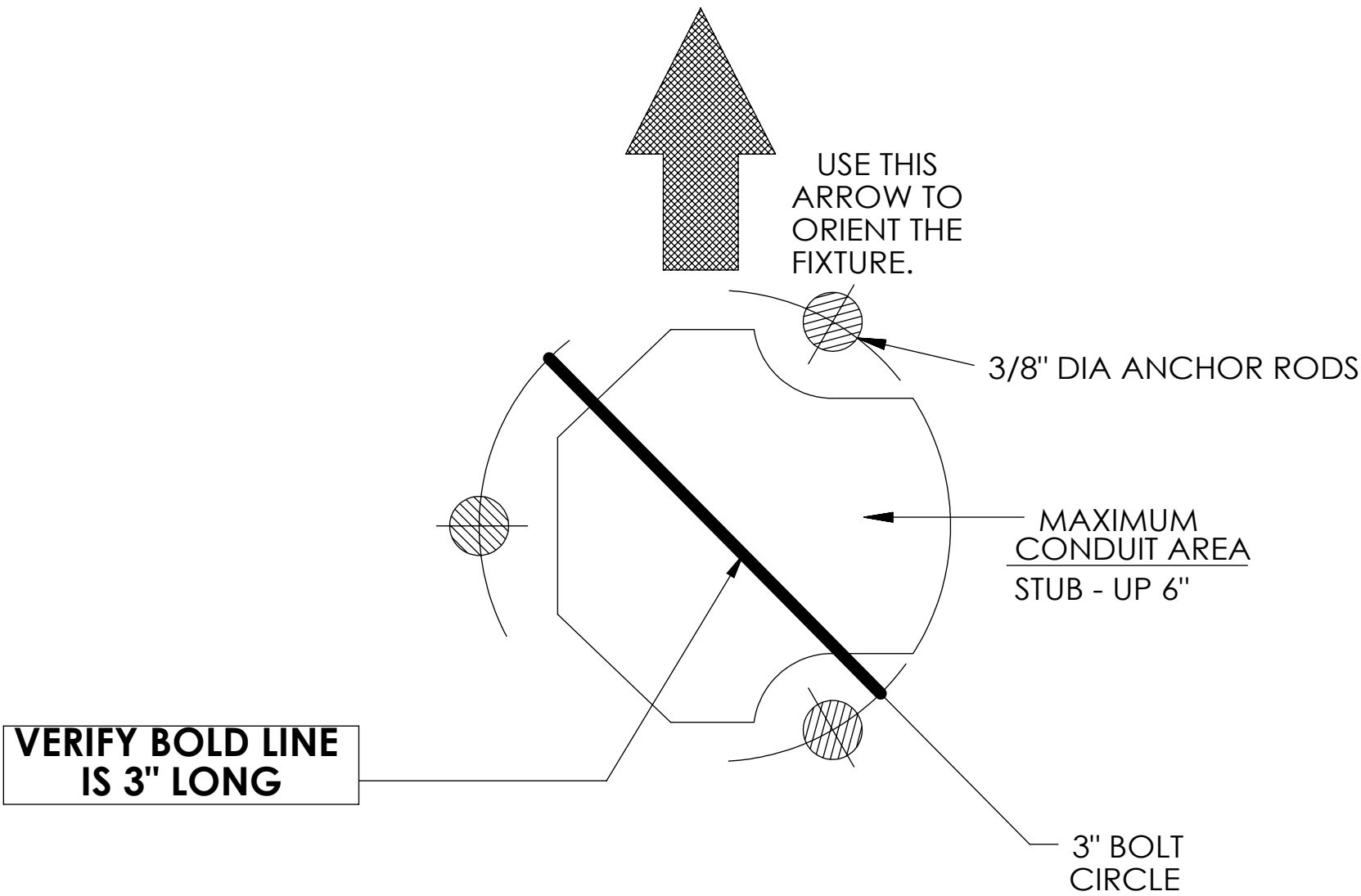
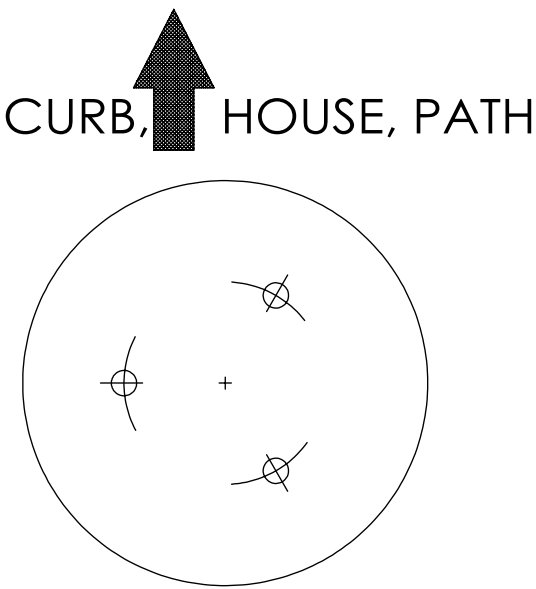
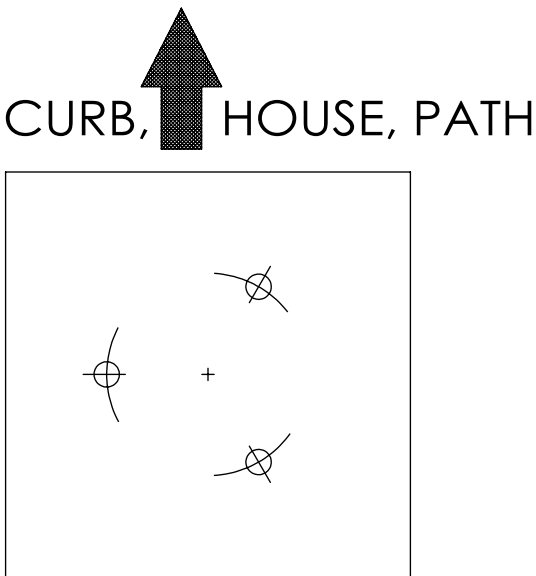


WHD	C	09-012	ALD	2/17/09
WHD	D	09-065	ALD	6/23/09
WHD	E	10-137-006	ARG	3/16/11
APPR	REV	ISO DOC	BY	DATE

SET SCREW ON THIS SIDE



MOUNTING TEMPLATE
FOR: RF6, RD6,
RL72, RB71, RR70,
SL8, SL7, SL6, AB06, AB04,
AB14, AB03, AB15, LL-301,
LL-300

WARNING

**NOT TO SCALE
CONSULT FACTORY FOR
FULL SIZE TEMPLATE.**

PHILIPS 100 Craftway, P.O. Box 128 Littlestown, Pennsylvania 17340-0128	CONFIDENTIAL: This drawing is confidential and proprietary to Philips and may not be reproduced in whole or in part without the express written consent of Philips. All rights reserved. © 2011 by Philips Electronics.		TITLE: TEMP,6" BOLLARDS	
	DRAWN BY: M. BANKERT	DATE: 1/27/95	MATERIAL: 17 X 22 WHITE BOND PAPER, BLACK INK	
	CHECKED BY: B. DORON	DATE: 2/17/09		
UNLESS OTHERWISE SPECIFIED: *ALL DIMENSIONS ARE IN INCHES. *ALL THREADS ARE UNC-2B OR UNF-2B AFTER COATING. *ALL THREADS ARE TO BE VERIFIED WITH A THREAD GAGE.	APPR BY: B. DORON	DATE: 1/27/95		
	* DO NOT SCALE THIS DRAWING *	EF-04-01-11 Rev.09	SCALE 1:1	SHEET 1 OF 1
		PART NO:	32000544	