

## For Assembly and Installation of Lytespan® to Pro-Spec® Adapter Module

### Read and understand these instructions before installing luminaire.

This luminaire is intended for installation in accordance with the National Electrical Code and local regulations. To assure full compliance with local codes and regulations, check with your local electrical inspector before installation. To prevent electrical shock, turn off electricity at fuse box before proceeding.

**Retain these instructions for maintenance reference.**

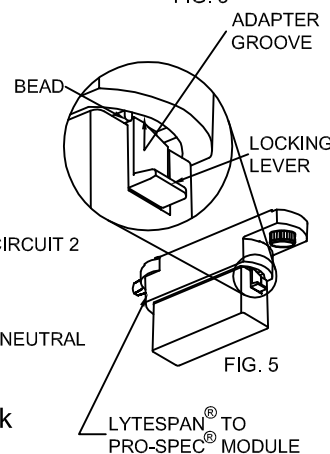
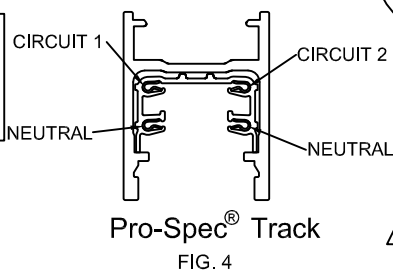
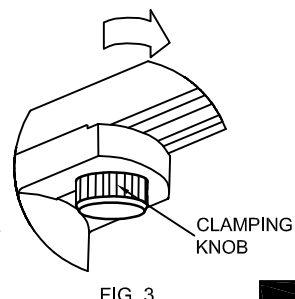
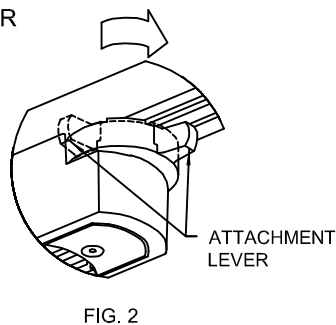
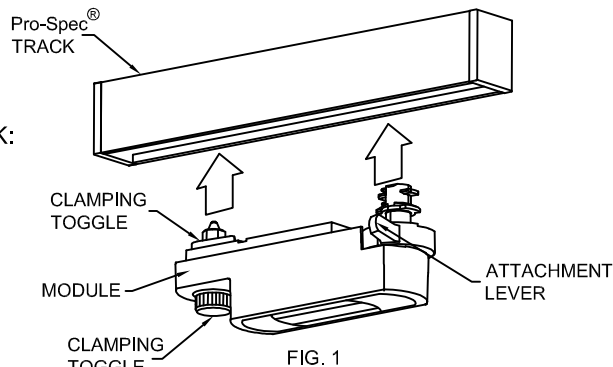
### FOR USE ON Lightolier Pro-Spec® Track ONLY

#### INSTRUCTIONS FOR INSTALLING MODULE TO Pro-Spec® TRACK:

1. Insert MODULE into TRACK. See FIG. 1.
2. Rotate ATTACHMENT LEVER 90° clockwise. See FIG. 2.
3. Rotate CLAMPING KNOB clockwise, until CLAMPING TOGGLE is secure and CLAMPING KNOB is tight. See FIG. 3.
4. Install Lytespan LUMINAIRE in accordance with LUMINAIRE Instruction sheet. Installed MODULE and LUMINAIRE should appear as diagrammed in FIG. 6
5. To change FIXTURE to second circuit, remove MODULE as indicated in Step 6, then turn MODULE around 180° until LEVER is pointing to the other side of Pro-Spec TRACK and install as indicated above.
6. To remove MODULE: Rotate CLAMPING KNOB counterclockwise to loosen CLAMPING TOGGLE, rotate ATTACHMENT LEVER 90° counterclockwise.

**NOTE:** For instructions on how to install luminaires on Lytespan® to Pro-Spec® Adapter Module, see their individual instruction sheets.

**NOTE:** When using some of the larger Lytespan luminaire adapters, their LOCKING LEVER must snap into ADAPTER GROOVE on the end of the Lytespan® to Pro-Spec® Adapter Module (See FIG 5).



#### LYTESPAN® TO PRO-SPEC® ADAPTER MODULE COMPATIBILITY:

Can be used with any Lytespan Incandescent Line Voltage, Incandescent Low Voltage, Metal Halide, or Fluorescent luminaire, **250W MAX** (DO NOT USE WITH POWERJACKS, SOF-TECH METAL HALIDE LYTESPOTS, POWERWASH T5 TRACK MOUNT, LYTEFLOOD L40 & L39, PowerArc™ MODULAR OR CONVENIENCE OUTLET UNITS)

