

**PHILIPS**



Landscape

94 Line series

941L, 942L & 943L

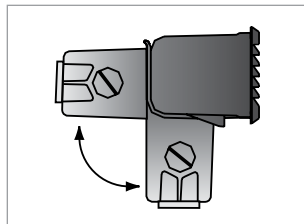
# Step into **energy savings**

**941L, 942L & 943L LED step and aisle lights** set a standard for construction, installation and maintenance. Rugged die-cast aluminum ensures a consistent and lasting fit between the housing, faceplate and junction box assemblies. A textured fade and abrasion resistant TGIC polyester powdercoat finish in a variety of colors provides added corrosion resistance and ensures that the luminaire will remain a lasting contributor to the overall site atmosphere. Aesthetically, the soft corners, concealed mounting hardware and low-glare illumination work to complement the overall design aesthetic.

## Benefits



**Clean Style and Design:**  
Faceplates display an elegance and style unmatched in step and aisle lights. Three faceplate styles are available, each demonstrating extensive design sensitivity with soft corners, louvers that span the entire length of the faceplate, and horizontal tiers on the open units.



**Installation Flexibility:**  
Housings feature a separate, two-position J-box assembly. Because wall thickness is typically the constraining dimension, the junction box is factory-mounted on the bottom of the luminaire. This can be quickly repositioned in the field for back mounting if space is limited below the luminaire.



**Sealed Against the Elements:**  
Gasketing provides a complete seal at all times by mating precisely with the inside of the back housing. This unique self-compensating seal eliminates gaps which can occur when fasteners are not thoroughly tightened, or when installed in irregular wall surfaces like stucco and brick.

## Features

- Three Faceplate Designs: Louver (LV), Diffused Glass (DG) and Ribbed Guard with Diffused Glass (RGD)
- Bollards Expand Mounting: available in 25" and 40" heights, this mounting option provides an elegant way to bring light where it is needed.
- Retrofit Kits: includes internal components outfitted with LED array, an integral driver and a complete new faceplate.



941L with  
Louver (LV)

## 94 Line series

The Philips Gardco 94 LINE step and aisle lights redefined what low level lighting should be. With streamlined aesthetics and an entirely new level of nighttime illumination, Gardco reinvented and rejuvenated the previously utilitarian world of step and aisle lighting. Now, by integrating state-of-the-art, high performance LEDs, these architecturally styled and intelligently engineered luminaires provide the energy saving advantages required in today's environment.

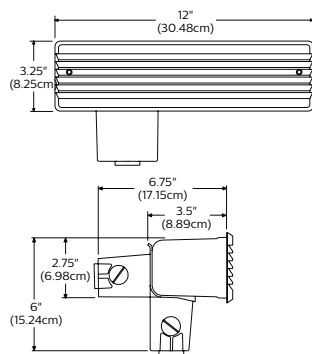
### Ordering guide

example: 941L-21L-CW-G2-D-LV-120-F-BZ

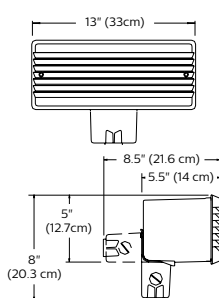
Prefix	Wattage	CCT/Generation	Wall Type	Faceplates	Voltage	Options	Finish
<input type="text"/>	<input type="text"/>	<input type="text"/>	<input type="text"/>	<input type="text"/>	<input type="text"/>	<input type="text"/>	<input type="text"/>
<b>Complete Luminaires</b> <b>941L</b> Horizontal <b>942L</b> Horizontal <b>943L</b> Vertical <b>943L-B25</b> 943L mounted in 25" bollard <b>943L-B40</b> 943L mounted in 40" bollard <b>Retrofit Kits<sup>1</sup></b> <b>RK-941L</b> Horizontal <b>RK-942L</b> Horizontal <b>RK-943L</b> Vertical	<b>21L</b> 21W, integral lens array (350mA)  <b>31L</b> 31W, integral lens array (530mA)	<b>CW</b> Cool White 5700K, 70CRI, Gen 2  <b>NW</b> Neutral White 4000K, 70CRI, Gen 2  <b>WW</b> Warm white 3000K, 70CRI, Gen 2	<b>D</b> Drywall Not suitable for concrete pour applications. Also, if insulating material is present, it must be kept at least 3" away. Type D units are thermally protected. Non-IC luminaire.  <b>C</b> Concrete Pour Suitable for concrete pour applications only.  <b>Note:</b> wall type does not apply to 943L-B25 and 943L-B40. Omit WALL TYPE for 943L-B25 and 943L-B40.	<b>LV</b> Louver <b>DG1</b> Diffuse Glass <b>RGD</b> Ribbed Guard with Diffuse Glass	<b>120</b> 120V <b>277</b> 277V <b>UNV</b> 120-277V 50hz/60hz	<b>F</b> Fusing (provide specific input voltage)  <b>TP</b> Tamper Resistant Screws	<b>BZ</b> Textured bronze <b>WH</b> Textured white <b>BK</b> Textured black <b>DGY</b> Dark grey <b>OC</b> Optional color (specify the RAL designation) ex: OC-RAL7024 <b>SC</b> Special color paint (must supply color chip to specify)

The 94 Line LED step and aisle lights utilize an advanced high output LED array system offering a remarkably practical distribution pattern. The LED system provides increased light output and a longer lifespan than standard HID sources while consuming less energy. Consuming as little as 20 watts of power, these step lights use up to 50% less energy than the comparable HID and fluorescent versions and generally lower energy expenses by up to 40% in comparison to most systems being used today, while offering the benefit of a 50,000 hour service life.

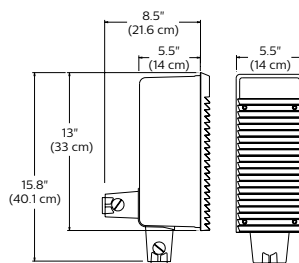
941L Dimensions



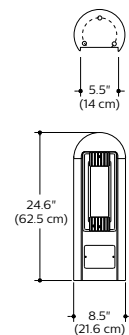
942L Dimensions



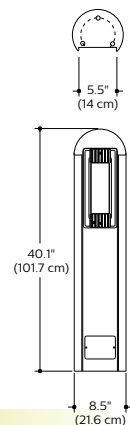
943L Dimensions



943L-B25



943L-B40



Prior to ordering, consult specification sheets on [www.philips.com/luminaires](http://www.philips.com/luminaires) for the most current information, notes, and exclusions.

© 2017 Philips Lighting Holding B.V. All rights reserved.  
Philips reserves the right to make changes in specifications and/or to discontinue any product at any time without notice or obligation and will not be liable for any consequences resulting from the use of this publication.  
[philips.com/luminaires](http://philips.com/luminaires)

PGc-17XXBN 02/17



Philips Lighting, North America Corporation  
200 Franklin Square Drive, Somerset, NJ 08873  
Tel. 855-486-2216

Philips Lighting Canada Ltd.  
281 Hillmount Rd, Markham, ON, Canada L6C 2S3  
Tel. 800-668-9008