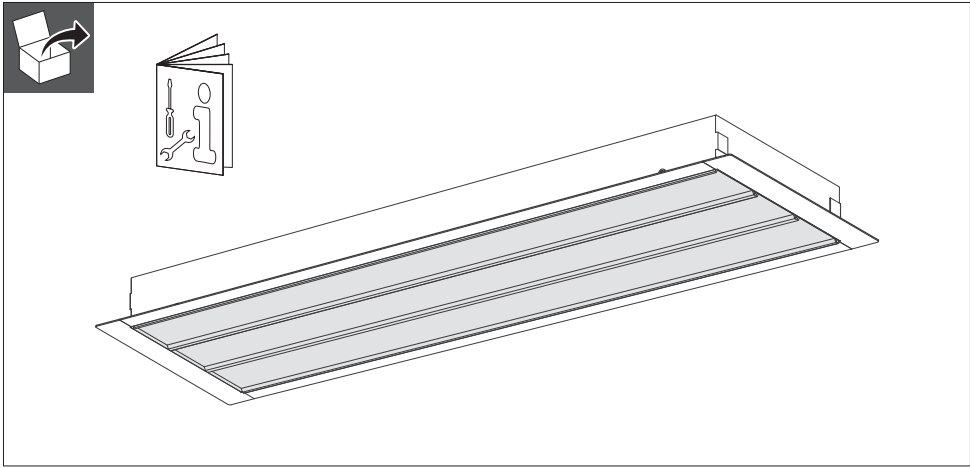


StoreSet
Recessed

RC505B



indoor

220V
240V

50Hz
60Hz

IP20

GLOW
WIRE
650 °C

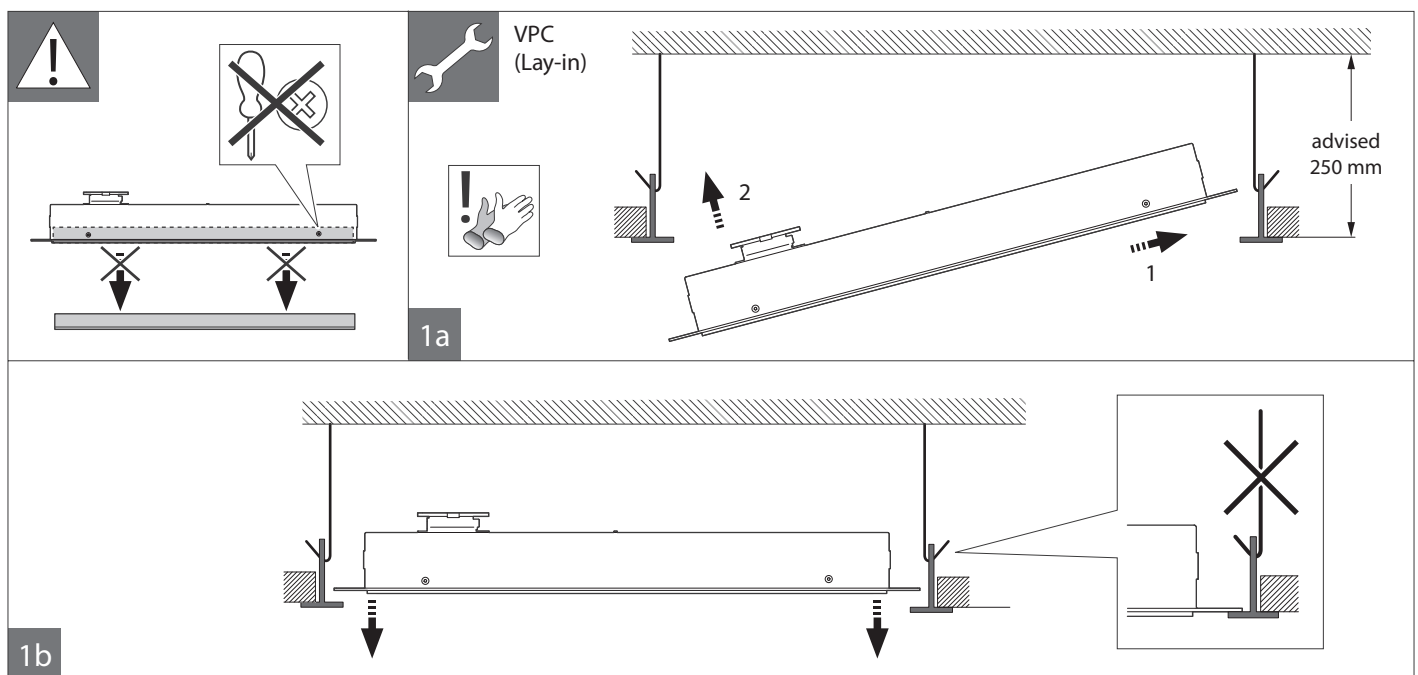
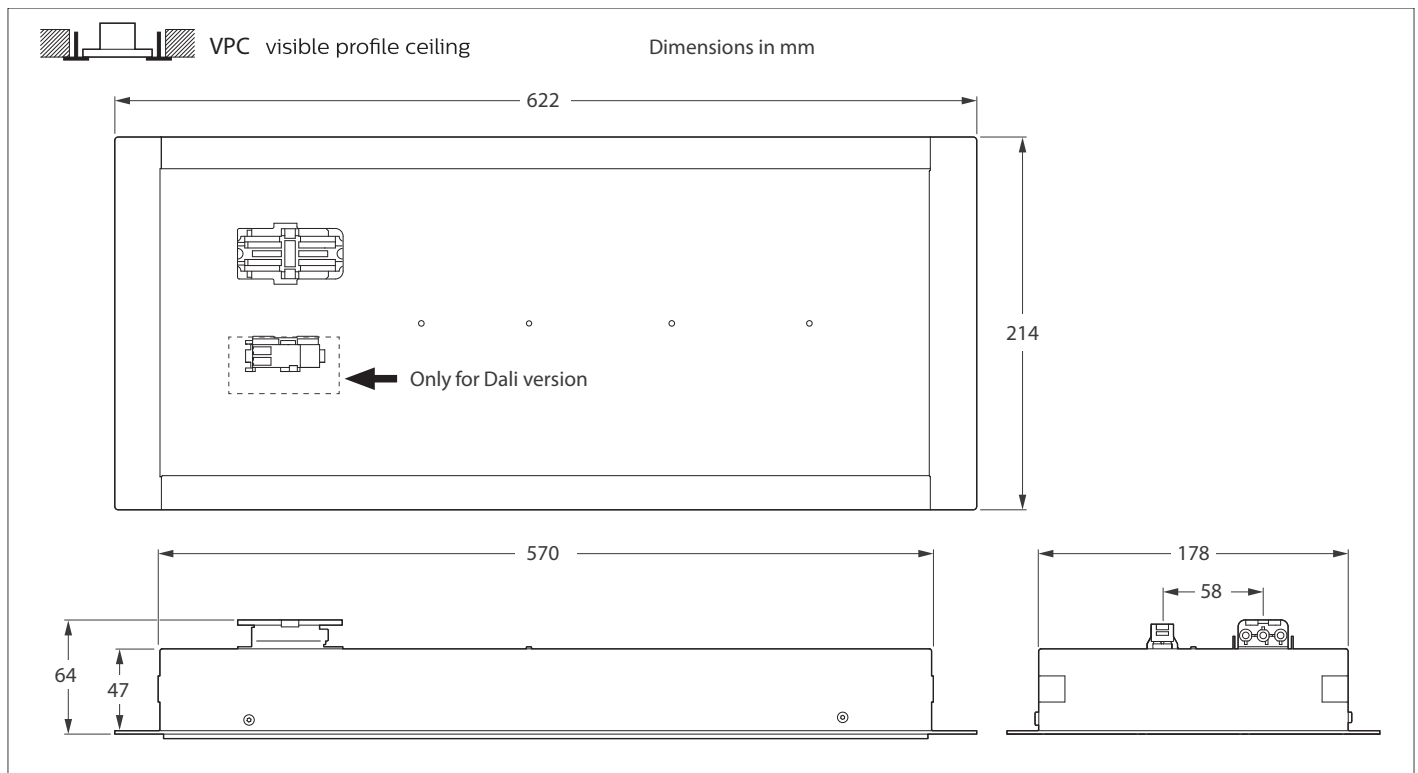
Max.
40 °C
Min.
10 °C

	Lumen package	CCT	m ²	kg	
RC505B	LED66S / LED80S / LED90S	830 / 835 / 840 / 930 / 940	0.1	3.0	

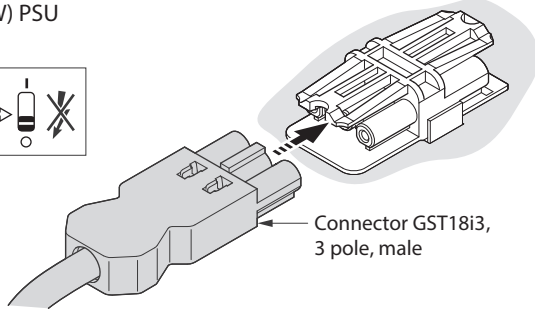
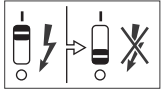
- The luminaire shall be installed by a qualified electritian and wired in accordance with the latest IEE electrical regulations or the national requirements.
- The light source contained in this luminaire is non-user replaceable. The driver and the light source shall only be replaced by the manufacturer or his service agent or a similar qualified person.
- Do not touch electronic components! Electronic components may be under high voltage. Caution, risk of electric shock.
- The luminaire shall, under no circumstance, be covered with thermal insulation matting or similar material.

ATTENTION
OBSERVE PRECAUTIONS
FOR HANDLING
ELECTROSTATIC
SENSITIVE
DEVICES

The light source contained in this luminaire shall only be replaced by the manufacturer or his service agent or a similar qualified person.

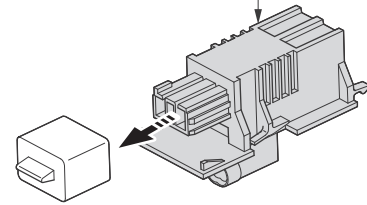


Wieland (W) PSU



DALI


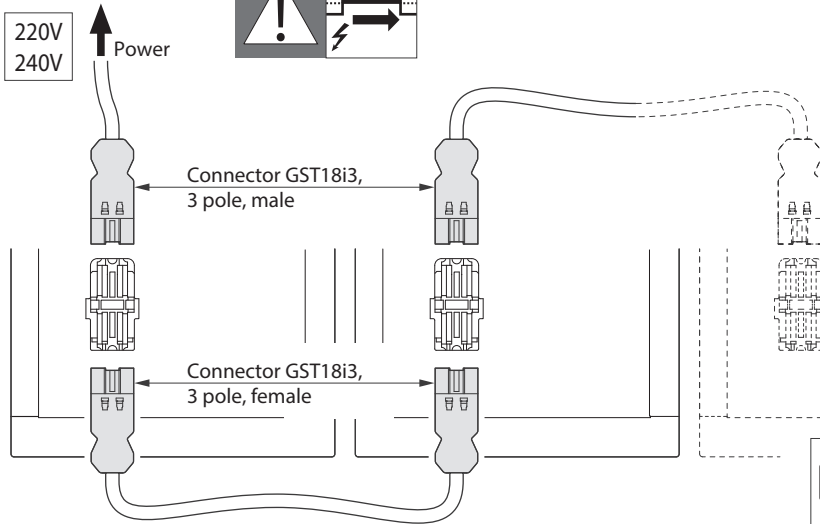
BST14i female connector /
BST14i male connector



2a

2b

Through wiring



Only use a soft cloth.

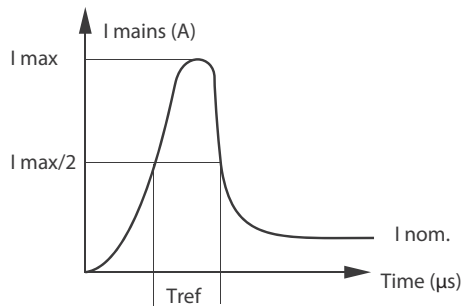
2c

2d

EP/Resistor 20,5 kOhm 0,6W 1% CUT

CCT 830/835/840

Inrush current



LED66S/LED80S/LED90S

Xitanium 75W
0.12-0.4A
220V 230V

LED66S/LED80S/LED90S

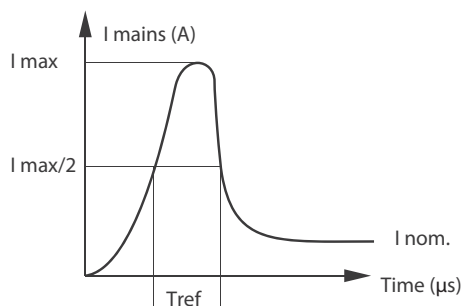
Xitanium 75W
0.12-0.4A
215V TD CL 230V

Electrical characteristics

I _{max} (A)	22	19
T _{ref} (μs)	275	280
MCB	Luminaire Max.	
B-15A	24	24
PSU		PSD

CCT 930/940

Inrush current



LED66S/LED80S

Xitanium 75W
0.12-0.4A
220V 230V

LED66S/LED80S

Xitanium 75W
0.12-0.4A
215V TD CL 230V

LED90S

Xitanium 100W
0.15-0.5A
300V iXt 230V

LED90S

Xitanium 150W
0.2-0.7A
300V iXT TDCL 230V

Electrical characteristics

I _{max} (A)	22	19	6.02	5.1
T _{ref} (μs)	275	280	65	760
MCB	Luminaire Max.			
B-15A	24	24	18	12
PSU		PSD	PSU	PSD