

PHILIPS Day-Brite CFI

Linear

Belmont I
wraparound

4', 10-7/8" or 15-7/8" wide, T8



Project: _____
Location: _____
Cat.No: _____
Type: _____
Lamps: _____ Qty: _____
Notes: _____

The Philips Day-Brite / Philips CFI Belmont I wraparound is an excellent lighting solution for illuminating cafeterias, small offices, corridors, kitchens, and family rooms.

Ordering guide – chassis*

Chassis Example: **BE2W432UNV-1/4-EB**

Family	Width	Body Finish	Lamp quantity	Lamp Type (by others)	Voltage	Options
BE				32	—	
BE Belmont I Wraparound	1 10-7/8" 2 15-7/8"	W White B Black	2 2 lamp T8 (BE1 only) 4 4 lamp T8 (BE2 only)	32 32WT8	UNV Universal voltage, 120-277V 120 120V 277 277V 347 347V	1/2 One 2-lamp ballast 1/4 One 4-lamp ballast 2/2 Two 2-lamp ballasts EB Electronic ballast, <10% THD EB10R Electronic ballast, program rapid start, <10% THD EBHE Electronic ballast, high efficiency, std. ballast factor EBLHE Electronic ballast, high efficiency, low ballast factor EBHHE Electronic ballast, high efficiency, high ballast factor EBSD Electronic ballast, step dimming, std. (.88) ballast factor EBD7 Advance Mark 7 dimming ballast, 0-10V (low voltage) control EBDX Advance Mark 10 dimming ballast, phase control EBD Electronic dimming ballast, customer specified E1 B100 emerg. ballast, 350-450 lumens, 120/277V E1CAN B100-CAN emerg. ballast, Canada market, 350-450 lumens, 120/347V E7 B60 emerg. ballast, 600-700 lumens, 120/277V E5 B50 emerg. ballast, US or Canada market, 1100-1400 lumens, UNV ESCAN B50-CAN emerg. ballast, Canada market, 1100-1400 lumens, 120/347V ESST B50ST emerg. ballast w/self test, 1100-1400 lumens, UNV GLR Fusing, fast blow

Shielding* – order separately

Shielding Example: **10328**

Length	Shielding	Chassis	Finish	Lamps
4'	10324	BE1B232UNV	Black	2-T8
4'	10324	BE1W232UNV	White	2-T8
4'	10328	BE2B432UNV	Black	4-T8
4	10328	BE2W432UNV	White	4-T8

***Note:** Chassis and shielding are packed in separate cartons. When ordering, enter as separate line items.

BE Belmont I wraparound

4', 10-7/8" or 15-7/8" wide, T8

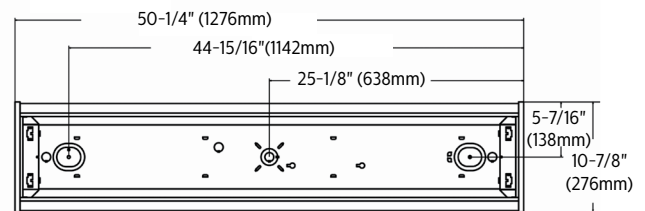
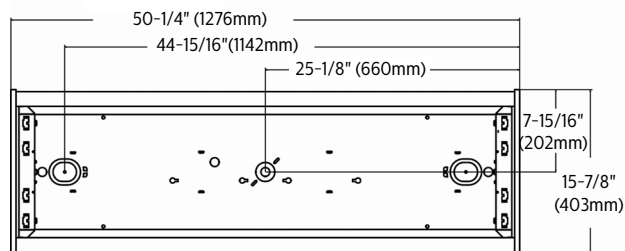
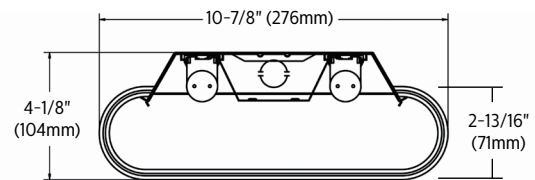
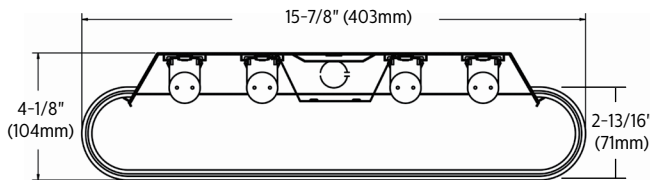
Features

- Excellent for lighting cafeterias, small offices, corridors, kitchens and family rooms.
- White opal acrylic diffuser with flat opaque end caps.
- Only 4-1/8" deep.
- Diffuser opens and hinges from either side.
- Zip-clip flush mount on T-grid ceiling.
- Off-center 7/8" K.O. for flush mount to T-grid ceiling.
- Complete luminaire consists of a diffuser and a chassis, ordered separately.
- Not suitable for row mounting.
- Universal Belmont chassis compatible with:
 - Belmont Spill Frame Wraparound shielding
 - Belmont Cloud Wraparound shielding
 - Belmont I Wraparound shielding
 - Belmont II Wraparound shielding
- Chassis shipped separately from diffuser.

Specifications

- **Materials:** Chassis – Chassis parts are die-formed code gauge steel.
- **Finish:** Exterior – black or white baked polyester enamel. Cavity – white baked polyester enamel minimum 86% reflectance. Phosphate undercoating.
- **Lens:** Extruded white opal acrylic with chemically bonded opaque flat end caps.
- **Electrical:** Thermally protected class "P" ballast, non PCB. If K.O. is within 3" of ballast, use wire suitable for at least 90°.
- **Labels:** cULus listed, suitable for damp locations.

Dimensions



Some luminaires use fluorescent or high intensity discharge (HID) lamps that contain small amounts of mercury. Such lamps are labeled, "Contain Mercury" and/or the symbol "HG". Lamps that contain mercury must be disposed of in accordance with local requirements. Information regarding lamp recycling and disposal can be found at www.lamprecycle.org

