

PHILIPS

CitySoul gen2 LED

Public lighting



Product guide

Bringing light and ambience to your city

CitySoul gen2 LED

Lighting as versatile as your city

Your city has many different faces. To complement that versatility, Philips developed a new urban lighting product family: CitySoul gen2 LED.

This new range incorporates the latest insights and innovations in city lighting, while building upon the strengths of the previous CitySoul series. Designed to be used as a modular urban-lighting toolbox, the CitySoul gen2 LED range enables endless combinations – so you will always find the perfect solution for your city.

Designed to please

The elements in the CitySoul gen2 LED family are designed to work together seamlessly. There are different styles to choose from, each of which offers a discreet addition that will complement the look of your city's roads and open spaces. You can also adjust the lighting's softness to match the level of user comfort and the ambience you want.

Excellence in real-world applications

CitySoul gen2 LED offers best-in-class performance that complies with all relevant international regulations. This helps to make your city's lighting infrastructure as future-proof as possible, with individual elements that are easy to service and materials that are lightweight and durable. CitySoul gen2 LED is compatible with Philips CityTouch connected lighting system to easily and flexibly manage the city's public lighting infrastructure and significantly reduce all operational costs.



4
Introduction



18
Family range

22

Comfort & ambience
More than just top performance

24

Lighting performance

30

Dimensional drawings

32

Specifications

Main specifications
Specification table
Bracket specifications
Pole specifications

6

Benefits

Easy urban integration

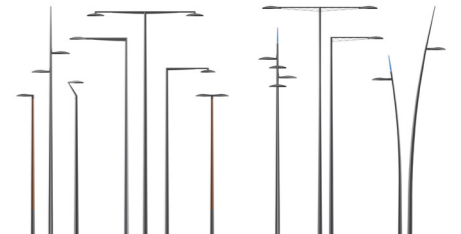
8

Applications

A high degree of flexibility

20

Complete sets



26

In control

Connected lighting
Network controls
Stand alone controls





Bringing ambience to your city

In public spaces, people respond to the available lighting in different ways at different times and places. The new CitySoul gen2 LED street lights apply these insights to help you define an urban area's ambience and energy. With their pleasant round styling, they will blend perfectly into any city Centre.

New generation, new design

The popular, well-received CitySoul series has evolved into a new range: CitySoul gen2 LED. Its updated design has circular shapes that make the product instantly recognisable. With the abundance of circles already visible in our environment, CitySoul gen2 LED is a natural addition to a city as a modern habitat.

The styling is based on a round archetype with beautiful, flush transitions between spigot, luminaire and bracket. This makes CitySoul gen2 LED a complete and versatile urban lighting solution that is both elegant and discreet.

Light and luminaire become one

Our growing understanding of the effects of light on our wellbeing has informed a new generation of lighting designs for public spaces. But often the technology installed to produce this light is still packaged in a traditional, unattractive form.

With the introduction of CitySoul gen2 LED, you can take urban lighting to the next level. The boundary between natural and artificial light will blur and the street lights themselves will become a natural part of the cityscape.



Inspire and enhance your city



Easy urban integration

The CitySoul gen2 LED family is part of the Philips UrbanStyling approach: a modular range in which luminaires, brackets and poles work together as a unified design concept. With flush transitions and clean lines, CitySoul gen2 LED is a discreet, elegant fit for any urban context.



Comfort & ambience

With a specially designed LED board, diffusing tools and several light-colour options, CitySoul gen2 LED does more than produce the required lighting levels. It adds a sense of comfort to city lighting and enhances the nighttime ambience.



Best-in-class performance

Excellence in urban lighting is all about state-of-the-art illumination and high energy savings. The CitySoul gen2 LED range is CityTouch compliant and applies the latest technology to enable sustainable, high-performance lighting solutions.

Easy urban integration

Designed to match your city CitySoul gen2 LED is the most versatile urban street lighting family that Philips has yet designed. All elements in the CitySoul gen2 LED family were created by the same designer, to improve and maintain visual consistency throughout the range.

The discreet and understated design houses advanced technology that can cater to the needs of any urban environment. And a complete range of new application features have been added to the many existing solutions.

Three new brackets for different city areas have been added, including an elegant Lyre for more urban-focused applications and an Accent bracket that allows you to create the most elegant spiral configurations yet.

Applications

A high degree of flexibility

Dedicated to creating an appealing and comfortable atmosphere, the slim, discreet CitySoul gen2 LED range combines design consistency, a high level of lighting performance and a unique Colour signature. The full range is modular - from poles, brackets and luminaires to Colour effects - and therefore offers a high degree of flexibility, not only in terms of integration with the architectural context, but also in its range of applications.

CitySoul gen2 LED is part of our Urban Inspiration lighting portfolio. It incorporates all the necessary functional aspects of lighting whilst also having a strong focus on the emotional value of light. In this way, it helps to create the right ambience, enhance people's well-being, and make the city more livable. For every application we have a number of solutions that will inspire you and enhance your city, while also fulfilling all your specific requirements.

Traffic route

- Boulevard & avenue
- Main urban/access road
- Roundabout

City Centre

- Boulevard & avenue
- Side street
- Square, park & playground
- Roundabout
- Cycle path & footpath
- Shopping & pedestrian area
- Parking area
- Public transport area

Residential area

- Residential street
- Cycle path & footpath
- Roundabout
- Square, park & playground
- Parking area



Right Curve bracket

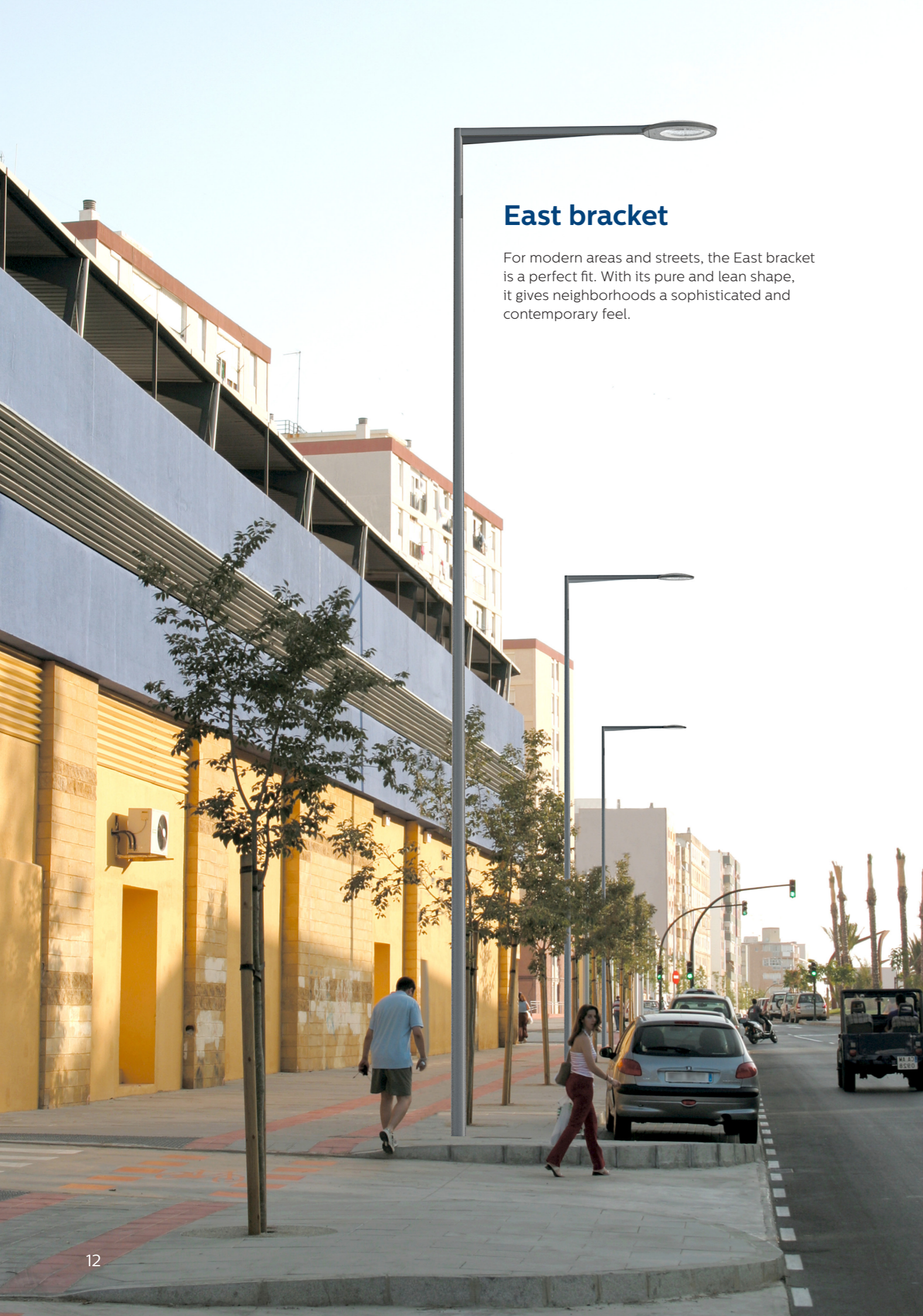
With its slender shapes and silhouettes, the Right Curve bracket has an attractive aerial feeling that will integrate perfectly into classical environments.



Graphic bracket


Designed to reference traditional architectural steel frame structures, the Graphic bracket and CitySoul gen2 LED luminaire offer a modernised look of a typically industrial form factor.





East bracket

For modern areas and streets, the East bracket is a perfect fit. With its pure and lean shape, it gives neighborhoods a sophisticated and contemporary feel.



Lyre bracket

Any location where ambience lighting is needed to create a pleasant, comfortable atmosphere is the ideal setting for the Lyre bracket, the Lyre dedicated pole and the CitySoul gen2 LED luminaire.



UrbanWave bracket

A tubular curved shape that looks like a wave and will fit perfectly with CitySoul gen2 LED luminaires in contemporary urban settings.

Ocean curve pole

An elegant curved shape with an articulated interface dedicated to the luminaire and an optional LED top point to further highlight a major street's design signature.



Accent brackets and Ocean straight pole

A versatile and stylish solution that can feature up to 4 luminaires mounted in an attractive spiral configuration. The optional LED top point will highlight your environment's design signature at night.





Double post-top

This compact and straightforward design is the perfect solution for urban contexts in which performance lighting is the primary requisite.



Nuance bracket

This stylish, curved bracket easily feels at home in a 21st-century city, while respecting and enhancing the esthetic appeal of neighborhoods that have a rich history.

Catenary

The Catenary bracket allows the CitySoul gen2 LED luminaire to fit into streets and on paths where de-cluttering is a necessity - like shopping districts and car-free zones.

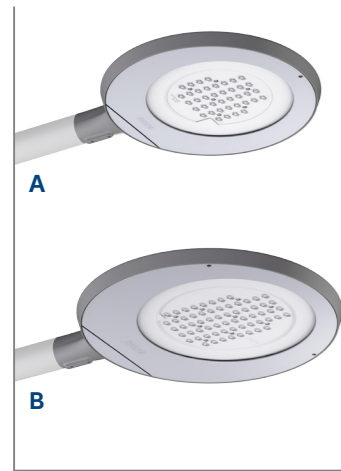


Public lighting
.....
CitySoul gen2 LED
.....
Applications
.....

Family range

The discreet CitySoul gen2 LED is the most versatile urban street lighting family designed by Philips to date. A complete range of new application features have been added to existing solutions, all designed by the same designer to maintain visual consistency.

These new additions include three new brackets for different urban areas, an elegant Lyre for more urban-focused applications, and an Accent bracket that allows you to create the most elegant spiral configurations yet.



Two versions

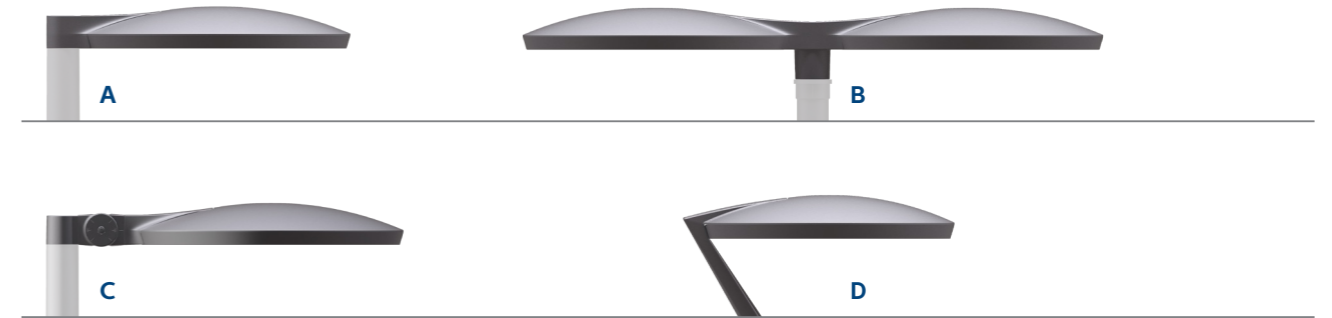
- A** CitySoul gen2 LED Mini
Has a smaller volume - a perfect match for lower heights.
- B** CitySoul gen2 LED Large
Lets you benefit from its larger volume in applications with mounting heights of up to 12 meters.




Suspended mountings

- A** Dedicated suspended mounting
For Ø 76 mm
- B** Catenary / Standard suspended mounting

Top mountings



- A** Post-top
For Ø 60-76 mm
- B** Double post-top
For Ø 60 mm
- C** MBA mounting
For Ø 60-76 mm
- D** Lyre
For Ø 60 mm



Direct mountings

- A** MBA wall mounting
- B** Accent
- C** MBA direct mounting

Side-entry mountings

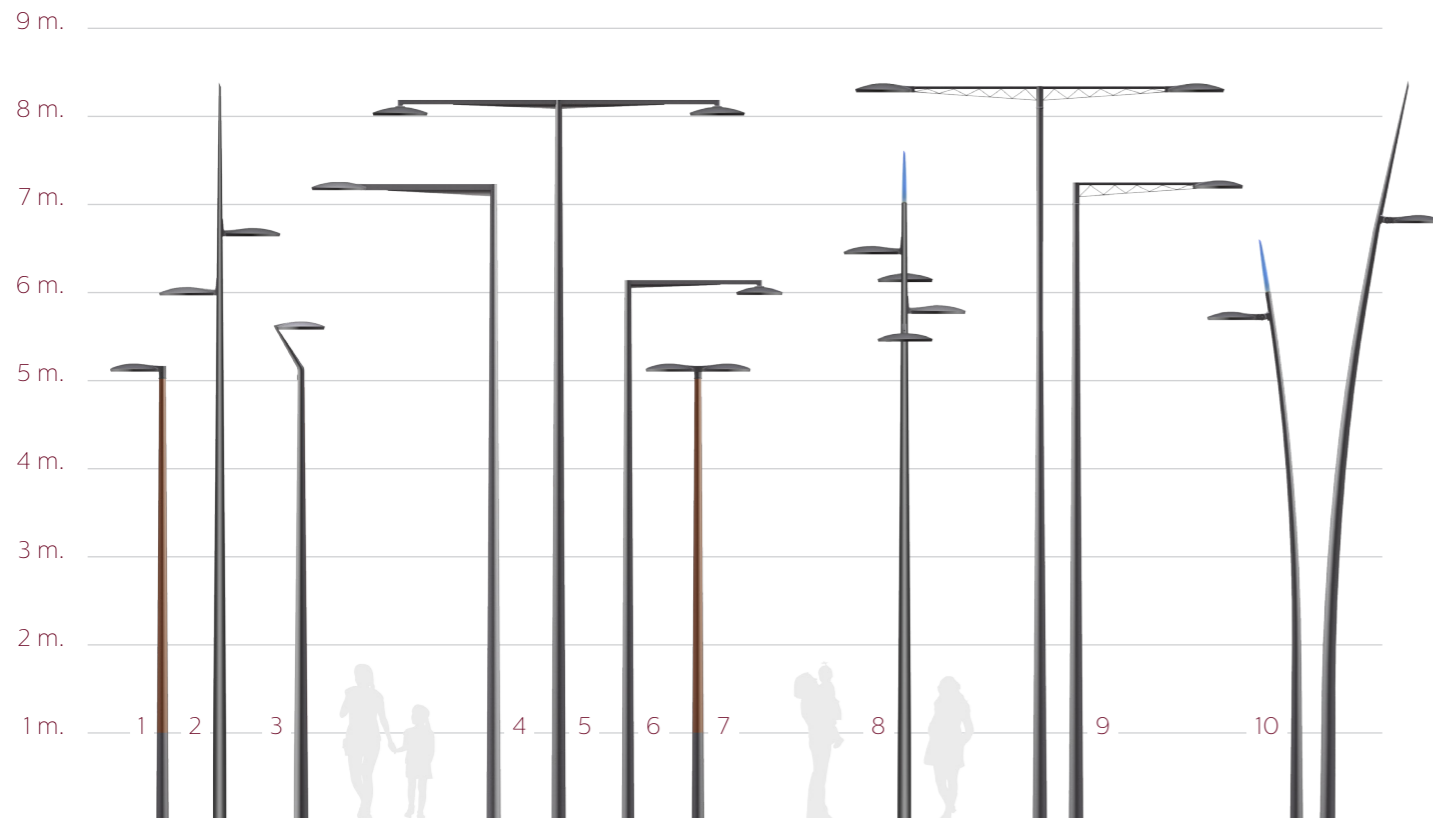
- A** Standard side-entry mounting
For Ø 42-60 mm
- B** MBA side-entry mounting
- C** Dedicated side-entry mounting

Public lighting
.....
CitySoul gen2 LED
.....
Family range
.....



Dedicated sets


CitySoul gen2 LED comes with a wide choice of spigots, dedicated poles and brackets to fit different installation heights and application contexts. From catenary to post-top, from suspended to side-entry, CitySoul gen2 LED can provide it all. The range is equally suited for new installations and renovations, at any architectural scale.



- 1 CitySoul gen2 LED + Top bracket + wooden pole 5 m
- 2 CitySoul gen2 LED + Accent brackets + Ocean straight pole 7 m
- 3 CitySoul gen2 LED + Lyre bracket + dedicated Lyre pole 5 m
- 4 CitySoul gen2 LED + East single arm bracket + Accante 76 pole 7 m
- 5 CitySoul gen2 LED + Right Curve double arm bracket + Accante 76 pole 8 m
- 6 CitySoul gen2 LED + Right Curve single arm bracket + Accante 76 pole 6 m
- 7 CitySoul gen2 LED + double Post Top bracket + wooden pole 5m
- 8 Spiral configuration of CitySoul gen2 LED + Accent brackets + Ocean straight pole 7 m
- 9 CitySoul gen2 LED + Graphic brackets + Accante 76 poles
- 10 CitySoul gen2 LED + Ocean curved poles

Standard sets

In designing the CitySoul gen2 LED family, the aim was to provide maximum flexibility in applications. For example, the new range is fully compatible with all the existing brackets and poles from the first generation of CitySoul. Also, the new elements can be mounted on a variety of standard brackets.



- 1 CitySoul gen2 LED + Morph single arm bracket + Accante 76 pole 8 m
- 2 CitySoul gen2 LED + Jump single arm bracket + Accante 76 pole 5 m
- 3 CitySoul gen2 LED + Flip double arm bracket + Accante 76 pole 7 m
- 4 CitySoul gen2 LED + Flip single arm bracket and rear bracket + Accante 76 pole 5 m
- 5 CitySoul gen2 LED + UrbanWave single arm bracket + Accante pole 7 m
- 6 CitySoul gen2 LED + Sweep pole 6 m
- 7 CitySoul gen2 LED + Sweep pole 7 m
- 8 CitySoul gen2 LED + Azur single arm bracket + Accante pole 5 m
- 9 CitySoul gen2 LED + Nuance double arm bracket + Accante pole 7 m
- 10 CitySoul gen2 LED + Heritage single arm bracket + Accante pole 5 m

Comfort & ambience

More than just top performance

The CitySoul gen2 LED family is the standard when it comes to providing excellent lighting levels for city streets and squares. But it goes beyond that, creating a feeling of comfort or even a specific ambience to meet the needs of different urban areas.

Striking the right balance

In urban contexts, it is very important to find the optimal balance between performance


on the one hand, and comfort and ambience on the other. There are many factors that influence the equilibrium of comfort versus highest lighting efficacy - examples are: the installation height, the application's context and other aspects like the type and concentration of traffic participants.

If they look directly into the light, users can experience discomfort when they are exposed to high luminance levels. To avoid this and


enhance comfort, CitySoul gen2 LED offers a diffusing option that softens the light but still offers high lighting quality.

Alternatively, a result may be required with optimal efficacy and optimal optical performance. In such cases, CitySoul gen2 LED will use the clear glass option. This achieves the best light distribution, especially in combination with high-transmission lenses.

Standard glass



Frosted glass





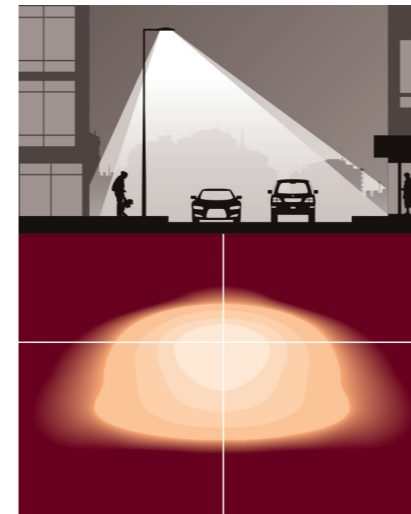
Lighting performance

Whatever the application, the CitySoul gen2 LED range is the versatile UrbanStyling toolbox for city planners and lighting designers. The product range offers a wealth of mounting possibilities and ensembles, and it has a lighting performance that will meet any city's needs.

A variety of optical distributions

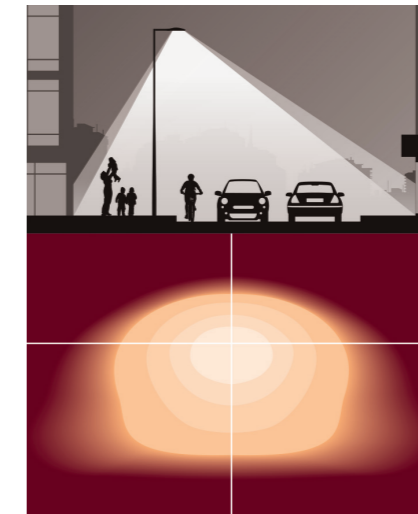
To ensure optimal application flexibility, the CitySoul gen2 LED range includes six different optical distributions. These have been developed to match real-life situations that are common to most urban environments, ensuring that the users get optimised lighting in any situation.

In the overview below, you can see which distributions correspond with which street settings. The combinations are highly flexible and are suitable for a variety of applications. Examples are: roads in city centres and urban areas, residential streets, pedestrian areas, cycle lanes and parking areas.




DM Distribution Medium

- ME3 (to ME6) and CE class for road and street lighting



DW Distribution Wide

- ME3 (to ME6) and CE class for road and street lighting



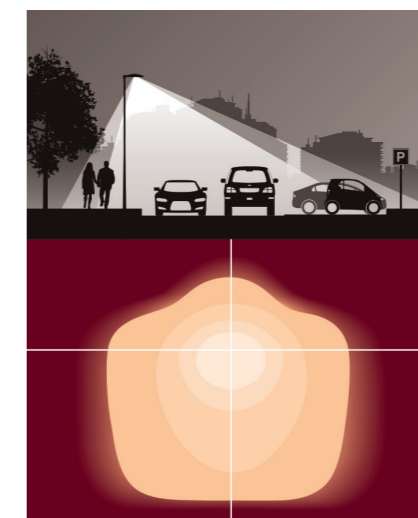
DK Distribution Medium for wet road conditions

- MEW class for road lighting




S Distribution Symmetrical

- S class for area and square lighting



A Distribution Asymmetrical

- CE and S class for area and square lighting
- Only available for Large version



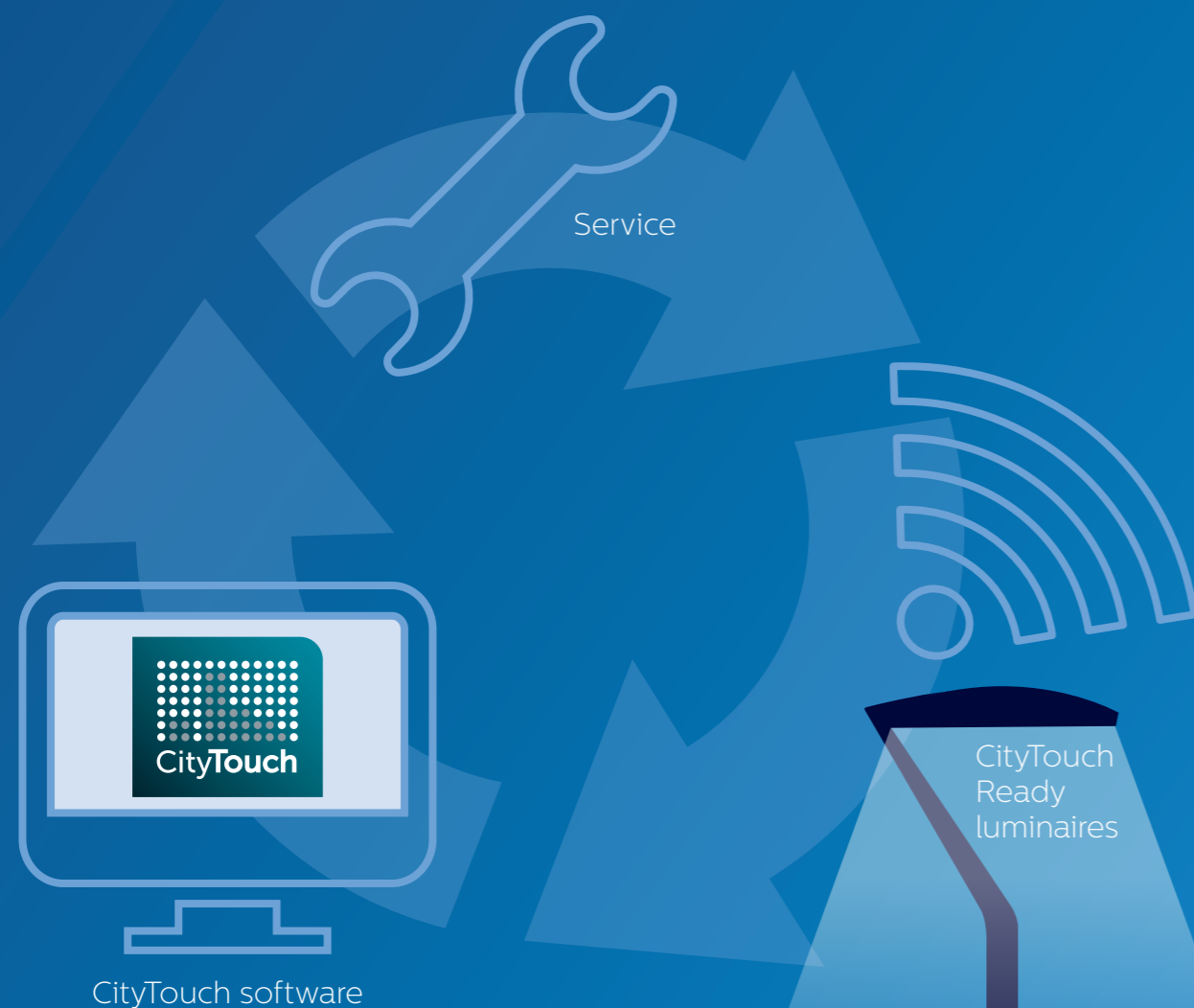
DRW Distribution Residential Wide

- P and S class for wide residential street lighting
- Improved Ev for face recognition and safety
- Only available for Mini version

CitySoul gen2 LED in control

Lighting city streets, roads and public spaces presents many challenges, partly because the dynamics of city life are changing constantly due to fluctuations in traffic density, etc.

This means you need the right level of lighting to respond to these changes in order to make the city feel safe, attractive and inviting. But at the same time you are under pressure to reduce energy costs and maximise your green credentials. Philips offers a complete range of intelligent lighting controls to help you overcome all these problems and make your city more livable and sustainable.



Connected lighting

CityTouch Ready luminaires

CitySoul gen2 LED can be seamlessly connected to CityTouch software via CityTouch connect app (remote management), with all the intelligence being integrated into the luminaire without the need for any additional hardware. Communication runs directly via the public mobile network. An additional advantage is that you are not required to perform any maintenance. Furthermore, the entire connectivity management is covered by the service we provide, ensuring there is no hassle for you, the customer. Once connected to the power

supply, a light point automatically appears on the CityTouch map at the right location - with all the relevant technical parameters imported into the system.

CityTouch connect app is an intelligent, interactive remote management solution for street lighting. It brings your city lighting to life and offers you flexibility, information and accuracy. The system's flexibility enables you to respond easily to expected and unexpected situations by dimming or brightening any of the areas within your city to ensure

safety and well-being. Information keeps you up to date on the current status of every single luminaire, facilitating more effective maintenance and faster repairs. And accurate energy metering gives you a precise overview of actual energy consumption.



CityTouch connect app key features



Control of each individual light point

You have the flexibility to adjust every single luminaire to changing situations or requirements at any time. You can adjust calendars to suit your individual needs simply by changing the switching points of each dimming profile via drag and drop.



Fault detection and notification

Faster and better provision of information about the current status of the lighting infrastructure enables you to address maintenance issues more quickly and to improve the maintenance service level.



Accurate energy metering

Accurate energy metering for each individual luminaire enables you to monitor your energy bills and to identify potential new savings.


Network controls

StarSense Wireless with RF antenna

StarSense Wireless is a networked control system based on two-way wireless communication using the latest RF mesh network technology. The system enables individual light points to be controlled remotely and to be managed via online platforms like CityTouch.

Lighting operators can control the outdoor lighting infrastructure remotely, setting dimming levels

to achieve considerable energy savings. Also, they get real-time feedback from the luminaires, reducing operating and maintenance costs via accurate scheduling of on-site maintenance service tasks, while improving both the quality and reliability of outdoor lighting.



Stand alone controls

LumiStep control

An integrated control system available in the Philips driver, which lowers the flux of the light source and power consumed over a period of 6 and 8 hours. The potential energy savings (on power system) are up to 25%, depending on the luminaires and light source used.



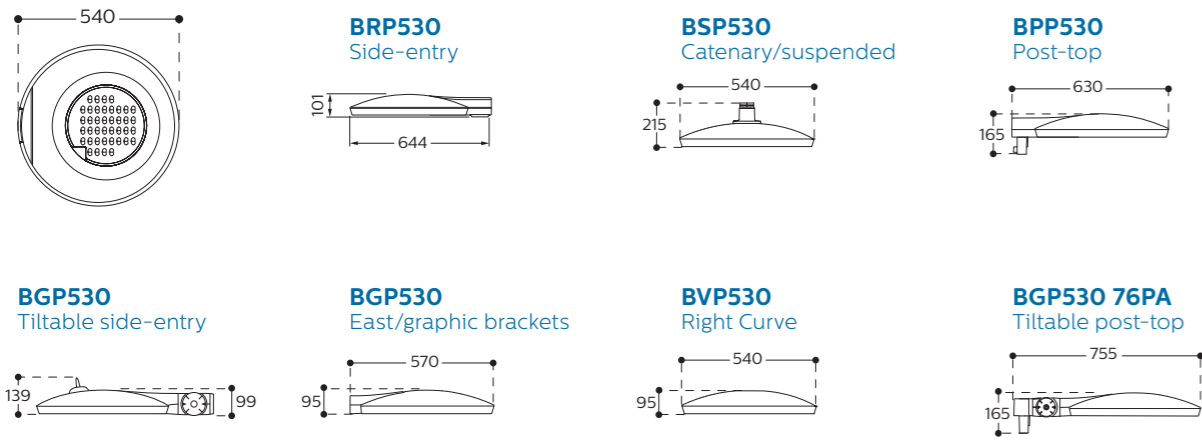
DynaDimmer control

An integrated control system included in each light point - operated on electronic equipment and can be integrated into the Philips driver. It can apply 5 levels of power, (re)definable on the level and duration, per chosen light point. An average energy saving of approximately 50% per year can be realised.

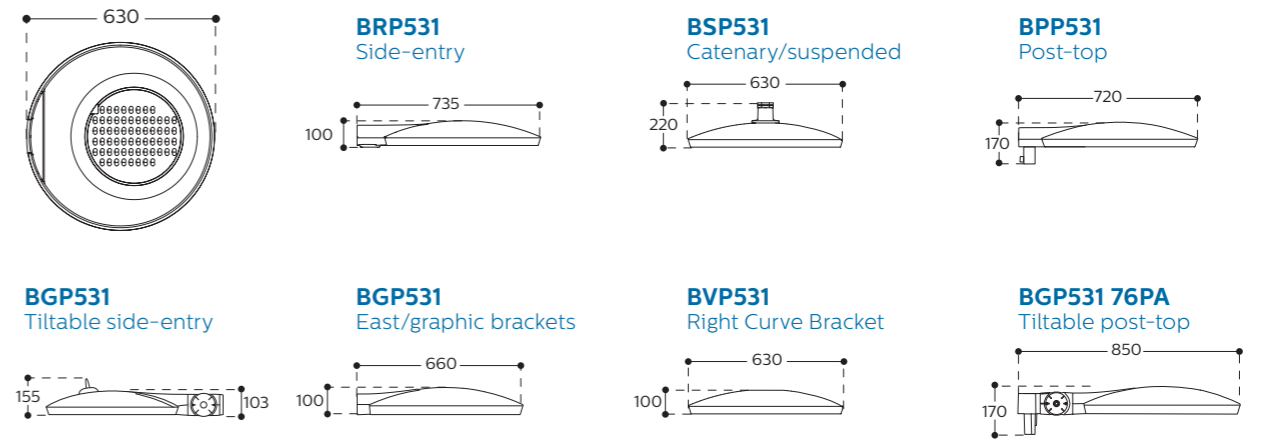


Dimensional drawings


CitySoul gen2 LED Mini



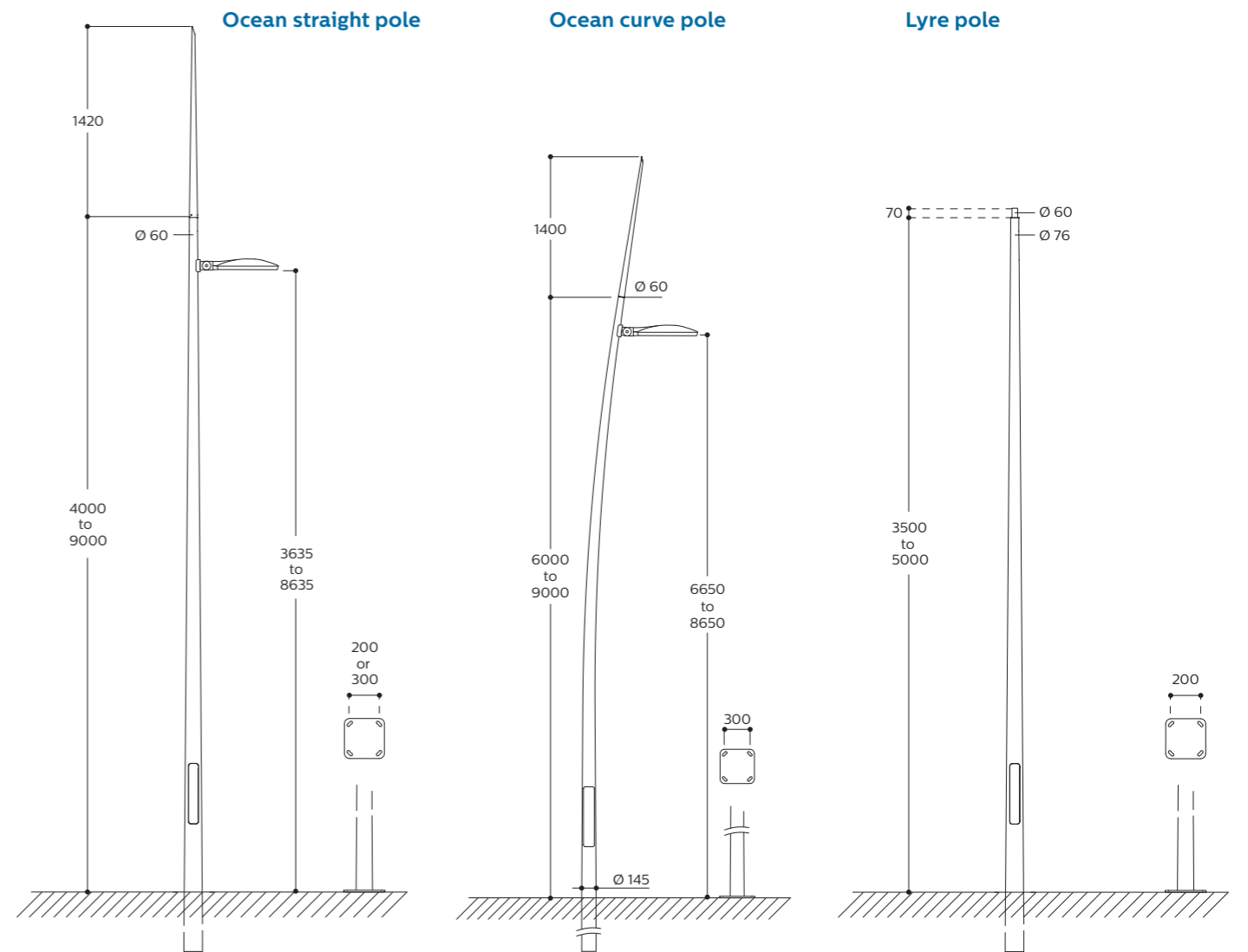
CitySoul gen2 LED Large



Brackets



Poles



Main specifications

Product features	CitySoul gen2 LED
Type	BPP530 (Mini), BPP531 (Large) post-top version BRP530 (Mini), BRP531 (Large) side-entry version BSP530 (Mini), BSP531 (Large) catenary or suspended version BVP530 (Mini), BVP531 (Large) for dedicated brackets BGP530 (Mini), BGP531 (Large) for dedicated brackets and MBA version BPP532 (Mini), version with Lyre bracket
Correlated Colour Temperature	3000 K (warm white), 4000 K (neutral white)
Colour Rendering Index	70 (neutral white), 80 (warm white)
Luminous flux (depending on LED configuration)	1,550-8,400 lm, 3,000 K (Mini), 4,250-13,000 lm, 3,000 K (Large) 1,700-9,500 lm 4,000 K (Mini), 4,600-14,800 lm, 4,000 K (Large)
Power	GreenLine (GRN) depending on configuration: 14-86 W (Mini), Large: 38-138 W (Large)
Luminaire efficacy	Up to 122 lm/W (Mini), Up to 110 lm/W (Large)
Lumen maintenance	GreenLine: 100,000 hours
CLO	CLO is available
Warranty	Silver 5 years
Optic	Distribution Medium (DM), Distribution Wide (DW), Distribution Medium for wet road (DK), Distribution Residential wide (DRW), Distribution Symmetrical (DS), Asymmetrical for Large only (A)
Optical cover	Hard glass, tempered Glass plate, frosted (optional) Housing: high-pressure die-cast aluminum, coated
Installation	BPP530 (Mini), BPP531 (Large): post-top mounting: Ø 60-76 mm BRP530 (Mini), BRP 531 (Large): side-entry mounting: Ø 42-60 mm BSP530 (Mini), BSP 531 (Large): catenary or suspended mounting with dedicated bracket BPP532 (Mini): dedicated lyre (bracket available, to be ordered separately) Adjustable tilt angle: possible with specific MBA or 76PA mounting spigot
Mounting height	Mini: 3.5-6 m, Large: 6-9 m
Driver	Mini: Philips Xitanium driver 40 W and 100 W, Large: Philips Xitanium driver 75 W and 150 W
Inrush current	Mini: 65 A / 100 µs (40 W driver), 80 A / 150 µs (100 W driver), Large: 80 A / 150 µs (75 W driver), 108 A / 140 µs (150 W driver)
Intelligent control	LumiStep 6, 8 hrs, DynaDimmer, Constant Light output (CLO), SDU, StarSense RF wireless, CityTouch Ready
Operating temperature range	-20 °C < Ta < 35 °C
Mains voltage	220-240 V / 50-60 Hz
Electrical class	Class I - II
Material	Gasket: silicone rubber, heat resistant Optics: plastic (PMMA) Cover: glass, thermally hardened
Colour	Housing: Philips Ultra Dark Grey (close to RAL 7022, fine textured Colour) Frame: Satin Silver Grey (RAL 9006) Other RAL and AKZO Futura Colours available on request
IP rating	IP66
IK rating	IK08
Weight	Minimum 12.7 kg (Mini), Minimum 17.4 kg (Large)
Max SCx:	Mini post-top/side-entry (BRP/BPP530): 0.011 m ² Mini + Lyre (BPP532 + JRP533): 0.061 m ² Double Post-top + 2 pcs Mini (JRP532+ 2 pcs BGP530): 0.027 m ² , Mini + Tilttable side-entry bracket (BGP530 +MBA SJ): 0.014 m ² Large post-top/side-entry (BRP/BPP531): 0.014 m ² Double Post-top + 2 pcs Large (BGP531): 0.033 m ² Large + Tilttable side-entry bracket (BGP531 +MBA SJ): 0.017 m ²
Surge protection	4 kV (standard) - 10 kV (optional)
Maintenance	From below by opening the housing with 1 screw (Torx T20)
Cable options	Suspended or catenary always pre-cabled (C2K, 1.65 m cable) Wall mounted optional C2K, 1.65 m cable All other configurations optional for Mini C6K, 6 m cable, C10K, 10 m cable for Large C8K, 8 m cable, C10K, 10 m cable, C14K, 14 m cable
Electrical connection	Screw connection block Wieland push in connector possible (optional)
Cable gland	M20
Accessories	For Mini: JRP533 (Lyre bracket), JRP534 (Accent spigot), JRP532 (Double post-top spigot), JGP530 (East bracket), JRP531 (Graphic bracket), JSP532 (Right curve bracket), YHB530 (Lyre dedicated pole) For Large: JRP534 (Accent spigot), JRP532 (Double post-top spigot), JGP530 (East bracket), JRP531 (Graphic bracket), JSP532 (Right curve bracket)

Specification table

Luminaire version	Product family code	Lumen package	Source flux (lm)	System power (W)	
				WW	NW
CitySoul gen2 LED Mini	BRP/BPP/BSP/BVP/BGP530/BPP532	GRN19	1,900	15	14
CitySoul gen2 LED Mini	BRP/BPP/BSP/BVP/BGP530/BPP532	GRN22	2,200	18	16
CitySoul gen2 LED Mini	BRP/BPP/BSP/BVP/BGP530/BPP532	GRN25	2,500	21	19
CitySoul gen2 LED Mini	BRP/BPP/BSP/BVP/BGP530/BPP532	GRN30	3,000	25	23
CitySoul gen2 LED Mini	BRP/BPP/BSP/BVP/BGP530/BPP532	GRN35	3,500	30	27
CitySoul gen2 LED Mini	BRP/BPP/BSP/BVP/BGP530/BPP532	GRN40	4,000	35	32
CitySoul gen2 LED Mini	BRP/BPP/BSP/BVP/BGP530/BPP532	GRN45	4,500		36
CitySoul gen2 LED Mini	BRP/BPP/BSP/BVP/BGP530/BPP532	GRN50	5,000	38	
CitySoul gen2 LED Mini	BRP/BPP/BSP/BVP/BGP530/BPP532	GRN55	5,500		38
CitySoul gen2 LED Mini	BRP/BPP/BSP/BVP/BGP530/BPP532	GRN60	6,000	46	
CitySoul gen2 LED Mini	BRP/BPP/BSP/BVP/BGP530/BPP532	GRN65	6,500		46
CitySoul gen2 LED Mini	BRP/BPP/BSP/BVP/BGP530/BPP532	GRN70	7,000	56	
CitySoul gen2 LED Mini	BRP/BPP/BSP/BVP/BGP530/BPP532	GRN75	7,500		55
CitySoul gen2 LED Mini	BRP/BPP/BSP/BVP/BGP530/BPP532	GRN80	8,000	65	
CitySoul gen2 LED Mini	BRP/BPP/BSP/BVP/BGP530/BPP532	GRN85	8,500		63
CitySoul gen2 LED Mini	BRP/BPP/BSP/BVP/BGP530/BPP532	GRN90	9,000	73	
CitySoul gen2 LED Mini	BRP/BPP/BSP/BVP/BGP530/BPP532	GRN95	9,500		71
CitySoul gen2 LED Mini	BRP/BPP/BSP/BVP/BGP530/BPP532	GRN100	10,000	83	
CitySoul gen2 LED Mini	BRP/BPP/BSP/BVP/BGP530/BPP532	GRN105	10,500		79
CitySoul gen2 LED Mini	BRP/BPP/BSP/BVP/BGP530/BPP532	GRN115	11,500		86
CitySoul gen2 LED Large	BRP/BPP/BSP/BVP/BGP531	GRN50	5,000	38	
CitySoul gen2 LED Large	BRP/BPP/BSP/BVP/BGP531	GRN55	5,500		38
CitySoul gen2 LED Large	BRP/BPP/BSP/BVP/BGP531	GRN60	6,000	46	
CitySoul gen2 LED Large	BRP/BPP/BSP/BVP/BGP531	GRN65	6,500		46
CitySoul gen2 LED Large	BRP/BPP/BSP/BVP/BGP531	GRN70	7,000	56	
CitySoul gen2 LED Large	BRP/BPP/BSP/BVP/BGP531	GRN75	7,500		55
CitySoul gen2 LED Large	BRP/BPP/BSP/BVP/BGP531	GRN80	8,000	65	
CitySoul gen2 LED Large	BRP/BPP/BSP/BVP/BGP531	GRN85	8,500		63
CitySoul gen2 LED Large	BRP/BPP/BSP/BVP/BGP531	GRN90	9,000	73	
CitySoul gen2 LED Large	BRP/BPP/BSP/BVP/BGP531	GRN95	9,500		71
CitySoul gen2 LED Large	BRP/BPP/BSP/BVP/BGP531	GRN100	10,000	83	
CitySoul gen2 LED Large	BRP/BPP/BSP/BVP/BGP531	GRN105	10,500		79
CitySoul gen2 LED Large	BRP/BPP/BSP/BVP/BGP531	GRN110	11,000	85	
CitySoul gen2 LED Large	BRP/BPP/BSP/BVP/BGP531	GRN115	11,500		86
CitySoul gen2 LED Large	BRP/BPP/BSP/BVP/BGP531	GRN120	12,000	95	
CitySoul gen2 LED Large	BRP/BPP/BSP/BVP/BGP531	GRN125	12,500		90
CitySoul gen2 LED Large	BRP/BPP/BSP/BVP/BGP531	GRN130	13,000	104	
CitySoul gen2 LED Large	BRP/BPP/BSP/BVP/BGP531	GRN135	13,500		98
CitySoul gen2 LED Large	BRP/BPP/BSP/BVP/BGP531	GRN140	14,000	114	
CitySoul gen2 LED Large	BRP/BPP/BSP/BVP/BGP531	GRN145	14,500		106
CitySoul gen2 LED Large	BRP/BPP/BSP/BVP/BGP531	GRN150	15,000	122	
CitySoul gen2 LED Large	BRP/BPP/BSP/BVP/BGP531	GRN155	15,500		116
CitySoul gen2 LED Large	BRP/BPP/BSP/BVP/BGP531	GRN160	16,000	132	
CitySoul gen2 LED Large	BRP/BPP/BSP/BVP/BGP531	GRN165	16,500		124
CitySoul gen2 LED Large	BRP/BPP/BSP/BVP/BGP531	GRN175	17,500		132
CitySoul gen2 LED Large	BRP/BPP/BSP/BVP/BGP531	GRN185	18,500		138

Bracket specifications

Bracket specifications	Lyre	Accent	Double Post-top
Material	Aluminum	Aluminum	Aluminum
Mounting to luminaire	Dedicated	Dedicated	Dedicated
Installation type	Flange plate	Flange plate	Flange plate
Bracket types	Single arm bracket	Pole mounting bracket	Double arm bracket
Mounting to support	Post-top cap for pole Ø 60 mm / Dedicated pole	Pole side-entry with 2 points, fixing Centre 105.5 mm	Post-top cap for pole Ø 60 mm / Dedicated pole
Rear bracket mounting	NA	2 points, fixing Centre 105.5 mm	NA
Wall bracket mounting	NA	2 points, fixing Centre 105.5 mm	NA
Tilt angle	2°	2°	2°
Colour	Philips Ultra Dark Grey (close to RAL 7022). Other RAL or AKZO Colours available on request.	Philips Ultra Dark Grey (close to RAL 7022). Other RAL or AKZO Colours available on request.	Philips Ultra Dark Grey (close to RAL 7022). Other RAL or AKZO Colours available on request.
Certification	CE certification in accordance with standard EN40	CE certification in accordance with standard EN40	CE certification in accordance with standard EN40

Bracket specifications	East	Right Curve	Graphic
Material	Aluminum	Steel	Steel
Mounting to luminaire	Dedicated	Dedicated	Dedicated
Installation type	Flange plate	Flange plate	Flange plate
Bracket types	Single arm, double arm, rear arm and wall mounting brackets	Single arm, double arm, rear arm and wall mounting brackets	Single arm, double arm, rear arm and wall mounting brackets
Bracket size	1 m, 1.4 m 0.5 m, 1 m (RB/WB)	1 m, 1.4 m 0.5 m, 1 m (RB/WB)	1.4 m, 1.8 m (SAB/DAB) 0.5 m, 1 m (RB/WB)
Mounting to support	Post-top tenon or cap for poles top Ø 76 mm	Post-top tenon or cap for poles top Ø 76 mm	Post-top tenon or cap for poles top Ø 76 mm
Rear bracket mounting	2 points, fixing Centre 200 mm	2 points, fixing Centre 170 mm	2 points, fixing Centre 200 mm
Wall bracket mounting	2 points, fixing Centre 200 mm	2 points, fixing Centre 170 mm	2 points, fixing Centre 200 mm
Tilt angle	2°	2°	0°
Colour	Philips Ultra Dark Grey (close to RAL 7022). Other RAL or AKZO Colours available on request.	Philips Ultra Dark Grey (close to RAL 7022). Other RAL or AKZO Colours available on request.	Philips Ultra Dark Grey (close to RAL 7022). Other RAL or AKZO Colours available on request.
Certification	CE certification in accordance with standard EN40	CE certification in accordance with standard EN40	CE certification in accordance with standard EN40

Bracket specifications	Azur	Nuance	Heritage
Material	Aluminum	Aluminum	Steel
Mounting to luminaire	Suspended 1'	Suspended 1'	Suspended 1'
Bracket types	Single arm, double arm, rear arm and wall mounting brackets	Single arm, double arm, and wall mounting brackets	Single arm, double arm, and wall mounting brackets
Bracket size	1 m, 1.1 m	0.9 m, 1.1 m	0.8 m, 1.2 m
Mounting to support	Direct mounting on pole with 2 points, fixing Centre 205 mm	Direct mounting on pole with 2 points, fixing Centre 120 mm	Post top tenon for pole Ø 76 mm
Wall bracket	Mounting with 3 points, fixing Centre 110 x 310 mm	Mounting with 3 points, fixing Centre 110 x 310 mm	Mounting with 2 points, fixing Centre 250 mm
Tilt angle	6°	3°	5°
Colour	Philips Ultra Dark Grey (close to RAL 7022)	Philips Ultra Dark Grey (close to RAL 7022). Other RAL or AKZO Colours available on request.	Philips Ultra Dark Grey (close to RAL 7022). Other RAL or AKZO Colours available on request.
Certification	CE certification in accordance with standard EN40	CE certification in accordance with standard EN40	CE certification in accordance with standard EN40

Bracket specifications

Bracket specifications	UrbanWave	Catenary
Material	Steel	Aluminum
Mounting to luminaire	Side-entry Ø 60 mm Side-entry Ø 48 mm	Suspended, female 3/4" or 1"
Bracket types	Single arm, double arm, rear arm and wall mounting brackets	Catenary bracket for suspended luminaires
Bracket size	750 mm, 1.2 m	-
Mounting to support	Post-top tenon for pole Ø 60 mm	Clamp fixation to cable
Rear bracket / Wall bracket	Mounting with 2 points, fixing Centre 250 mm	NA
Tilt angle	3°	0°
Colour	Philips Ultra Dark Grey (close to RAL 7022). Other RAL or AKZO Colours available on request.	Philips Ultra Dark Grey (close to RAL 7022). Other RAL or AKZO Colours available on request.
Certification	CE certification in accordance with standard EN40	CE certification in accordance with standard EN40

Pole specifications

Pole specifications	Ocean straight pole	Ocean curve pole	Lyre / Double post-top dedicated pole
Material	Steel	Steel	Steel
Mounting to luminaire	Side-entry with Accent bracket	Side-entry with MBA-P fixation luminaire option	Tenon Ø 60 mm x 70 mm Post-top fixation
Pole shape	Conical	Curved	Conical
Pole height	3.5-9 m	3.5-9 m	3.5 m, up to 5 m
Pole top diameter	Ø 60 mm	Ø 60 mm	Ø 76 mm
Installation type	Flange plate or Ground section	Flange plate or Ground section	Flange plate or Ground section
Colour	Philips Ultra Dark Grey (close to RAL 7022). Other RAL or AKZO Colours available on request.	Philips Ultra Dark Grey (close to RAL 7022). Other RAL or AKZO Colours available on request.	Philips Ultra Dark Grey (close to RAL 7022). Other RAL or AKZO Colours available on request.
Certification	CE certification in accordance with standard EN40	CE certification in accordance with standard EN40	CE certification in accordance with standard EN40

