

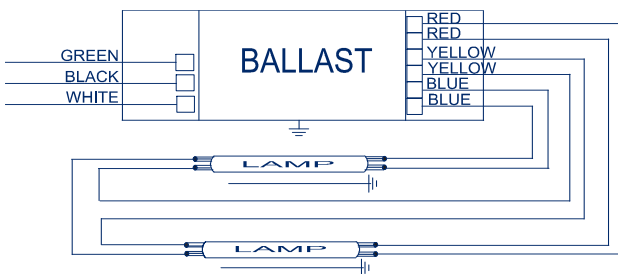
PHILIPS ADVANCE

Electrical Specifications

| ICN-2S54-90C-T @ 120 | |
|----------------------|------------------|
| Brand Name | CENTIUM T5 |
| Ballast Type | Electronic |
| Starting Method | Programmed Start |
| Lamp Connection | Series |
| Input Voltage | 120-277 |
| Input Frequency | 50/60 HZ |
| Status | Active |

| Lamp Type | Num. of Lamps | Rated Lamp Watts | Min. Start Temp (°F/°C) | Input Current (Amps) | Input Power (ANSI Watts) | Ballast Factor | MAX THD % | Power Factor | MAX Lamp Current Crest Factor | B.E.F. |
|--------------|---------------|------------------|-------------------------|----------------------|--------------------------|----------------|-----------|--------------|-------------------------------|--------|
| F54T5/HO | 1 | 54 | -20/-29 | 0.53 | 62 | 1.04 | 10 | 0.98 | 1.7 | 1.68 |
| * F54T5/HO | 2 | 54 | -20/-29 | 0.98 | 118 | 1.00 | 10 | 0.98 | 1.7 | 0.85 |
| F54T5/HO/44W | 1 | 44 | -20/-29 | 0.42 | 50 | 1.04 | 10 | 0.98 | 1.7 | 2.08 |
| F54T5/HO/44W | 2 | 44 | -20/-29 | 0.83 | 98 | 1.00 | 10 | 0.98 | 1.7 | 1.02 |
| F54T5/HO/49W | 1 | 49 | -20/-29 | 0.48 | 57 | 1.04 | 10 | 0.98 | 1.7 | 1.82 |
| F54T5/HO/49W | 2 | 49 | -20/-29 | 0.90 | 107 | 1.00 | 10 | 0.98 | 1.7 | 0.93 |
| FC12T5/HO | 1 | 55 | -20/-29 | 0.49 | 58 | 0.92 | 10 | 0.98 | 1.7 | 1.59 |
| FC12T5/HO | 2 | 55 | -20/-29 | 0.92 | 110 | 0.88 | 10 | 0.98 | 1.7 | 0.80 |
| FT36W/2G11 | 1 | 36 | -20/-29 | 0.37 | 44 | 1.20 | 10 | 0.98 | 1.7 | 2.73 |
| FT36W/2G11 | 2 | 36 | -20/-29 | 0.68 | 82 | 1.16 | 10 | 0.98 | 1.7 | 1.41 |
| FT50W/2G11 | 1 | 50 | -20/-29 | 0.50 | 60 | 1.11 | 10 | 0.98 | 1.7 | 1.85 |
| FT50W/2G11 | 2 | 50 | -20/-29 | 0.92 | 111 | 1.03 | 10 | 0.98 | 1.7 | 0.93 |
| FT55W/2G11 | 1 | 55 | -20/-29 | 0.49 | 58 | 0.92 | 10 | 0.98 | 1.7 | 1.59 |
| FT55W/2G11 | 2 | 55 | -20/-29 | 0.90 | 108 | 0.90 | 10 | 0.98 | 1.7 | 0.83 |

Wiring Diagram

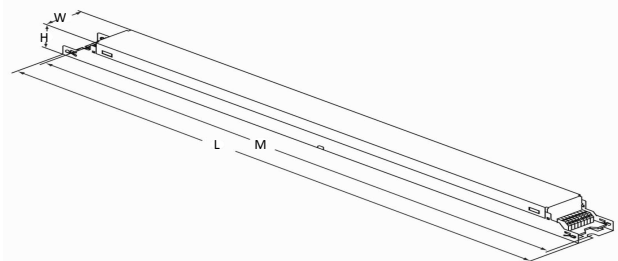


The wiring diagram that appears above is for the lamp type denoted by the asterisk (*)

Standard Lead Length (inches)

| | in. | cm. | | in. | cm. |
|--------|-----|-----|--------------|-----|-----|
| Black | 0 | 0 | Yellow/Blue | | 0 |
| White | 0 | 0 | Blue/White | | 0 |
| Blue | 0 | 0 | Brown | | 0 |
| Red | 0 | 0 | Orange | | 0 |
| Yellow | 0 | 0 | Orange/Black | | 0 |
| Gray | | 0 | Black/White | | 0 |
| Violet | | 0 | Red/White | | 0 |

Enclosure



Enclosure Dimensions

| OverAll (L) | Width (W) | Height (H) | Mounting (M) |
|-------------|-----------|------------|--------------|
| 14.17 " | 1.18 " | 1.06 " | 13.78 " |
| 14 17/100 | 1 9/50 | 1 3/50 | 13 39/50 |
| 36 cm | 3 cm | 2.7 cm | 35 cm |



Revised 06/03/13

Data is based upon tests performed by Philips Lighting N.A in a controlled environment and representative of relative performance. Actual performance can vary depending on operating conditions. Specifications are subject to change without notice. All specifications are nominal unless otherwise noted.

Philips Lighting Electronic N.A

10275 West Higgins Road Rosemont, IL 60018 Tel.: 800-322-2086 Fax: 888-432-1882
Customer Support/Technical Service: 800-372-3331 · OEM Support: 866-915-5886

PHILIPS ADVANCE

ICN-2S54-90C-T @ 120

| | |
|-----------------|-------------------------|
| Brand Name | CENTIUM T5 |
| Ballast Type | Electronic |
| Starting Method | Programmed Start |
| Lamp Connection | Series |
| Input Voltage | 120-277 |
| Input Frequency | 50/60 HZ |
| Status | Active |

Electrical Specifications

Notes:

Section I - Physical Characteristics

- 1.1 Ballast shall be physically interchangeable with standard electromagnetic or standard electronic ballasts, where applicable.
- 1.2 Ballast shall be provided with integral leads or poke-in wire trap connectors color-coded per ANSI C82.11.

Section II - Performance

- 2.1 Ballast shall be Programmed Start.
- 2.2 Ballast shall contain auto restart circuitry in order to restart lamps without resetting power.
- 2.3 Ballast shall operate from 50/60 Hz input source of _____ (120V through 277V, 347V or 347V through 480V) with sustained variations of +/- 10% (voltage and frequency).
- 2.4 Ballast shall be high frequency electronic type and operate lamps at a frequency above 42 kHz to avoid interference with infrared devices and eliminate visible flicker.
- 2.5 Ballast shall have a Power Factor greater than 0.98 for primary lamp.
- 2.6 Ballast shall have a minimum ballast factor of 1.0 for primary lamp application.
- 2.7 Ballast shall provide for a Lamp Current Crest Factor of 1.7 or less.
- 2.8 Ballast input current shall have Total Harmonic Distortion (THD) of less than 10% when operated at nominal line voltage with primary lamp.
- 2.9 Ballast shall have a Class A sound rating.
- 2.10 Ballast shall have a minimum starting temperature of _____ {-18C (0F) or -29C (-20F)} for primary lamp. Consult lamp manufacturer for temperature versus light output characteristics.
- 2.11 Ballast shall provide Lamp EOL Protection Circuit.
- 2.12 Ballast shall tolerate sustained open circuit and short circuit output conditions.
- 2.13 Four-lamp ballast shall have (semi-independent or independent) lamp operation.

Section III - Regulatory

- 3.1 Ballast shall not contain any Polychlorinated Biphenyl (PCB).
- 3.2 Ballast shall be Underwriters Laboratories (UL) listed, Class P and Type 1 Outdoor; and Canadian Standards Association (CSA) certified where applicable.
- 3.3 Ballast shall comply with ANSI C62.41 Category A for Transient protection.
- 3.4 Ballast shall comply with ANSI C82.11 where applicable.
- 3.5 Ballast shall comply with applicable requirements of the Federal Communications Commission (FCC) rules and regulations, Title 47 CFR part 18, for Non-Consumer equipment.
- 3.6 Ballast shall comply with UL Type CC rating.
- 3.7 Ballast shall comply with NEMA 410 for in-rush current limits.

Section IV - Other

- 4.1 Ballast shall be manufactured in a factory certified to ISO 9001 Quality System Standards.
- 4.2 Ballast shall carry a five-year warranty from date of manufacture against defects in material or workmanship, including replacement, for operation at a maximum case temperature of 70C. Ballasts with a "90C" designation in their catalog number shall also carry a three-year warranty at a maximum case temperature of 90C.
- 4.3 Manufacturer shall have a twenty-year history of producing electronic ballasts for the North American market.



Revised 06/03/13

Data is based upon tests performed by Philips Lighting Electronic N.A. in a controlled environment and representative of relative performance. Actual performance can vary depending on operating conditions. Specifications are subject to change without notice. All specifications are nominal unless otherwise noted.

Philips Lighting Electronic N.A.

10275 West Higgins Road Rosemont, IL 60018 Tel.: 800-322-2086 Fax: 888-432-1882
Customer Support/Technical Service: 800-372-3331 · OEM Support: 866-915-5886

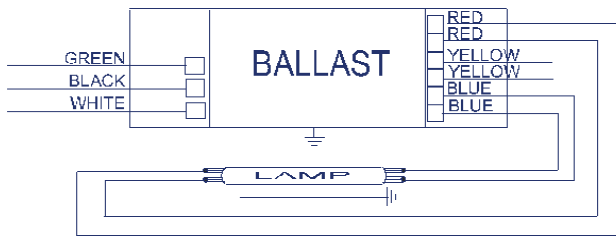
PHILIPS ADVANCE

Electrical Specifications

| ICN-2S54-90C-T@277 | |
|--------------------|------------------|
| Brand Name | CENTIUM T5 |
| Ballast Type | Electronic |
| Starting Method | Programmed Start |
| Lamp Connection | Series |
| Input Voltage | 120-277 |
| Input Frequency | 50/60 HZ |
| Status | Active |

| Lamp Type | Num. of Lamps | Rated Lamp Watts | Min. Start Temp (°F/°C) | Input Current (Amps) | Input Power (ANSI Watts) | Ballast Factor | MAX THD % | Power Factor | MAX Lamp Current Crest Factor | B.E.F. |
|--------------|---------------|------------------|-------------------------|----------------------|--------------------------|----------------|-----------|--------------|-------------------------------|--------|
| * F54T5/HO | 1 | 54 | -20/-29 | 0.23 | 62 | 1.04 | 10 | 0.97 | 1.7 | 1.68 |
| F54T5/HO | 2 | 54 | -20/-29 | 0.42 | 115 | 1.00 | 10 | 0.98 | 1.7 | 0.87 |
| F54T5/HO/44W | 1 | 44 | -20/-29 | 0.18 | 50 | 1.04 | 10 | 0.97 | 1.7 | 2.08 |
| F54T5/HO/44W | 2 | 44 | -20/-29 | 0.36 | 98 | 1.00 | 10 | 0.98 | 1.7 | 1.02 |
| F54T5/HO/49W | 1 | 49 | -20/-29 | 0.21 | 57 | 1.04 | 10 | 0.97 | 1.7 | 1.82 |
| F54T5/HO/49W | 2 | 49 | -20/-29 | 0.38 | 104 | 1.00 | 10 | 0.98 | 1.7 | 0.96 |
| FC12T5/HO | 1 | 55 | -20/-29 | 0.21 | 58 | 0.92 | 10 | 0.97 | 1.7 | 1.59 |
| FC12T5/HO | 2 | 55 | -20/-29 | 0.39 | 108 | 0.88 | 10 | 0.98 | 1.7 | 0.81 |
| FT36W/2G11 | 1 | 36 | -20/-29 | 0.16 | 44 | 1.20 | 10 | 0.96 | 1.7 | 2.73 |
| FT36W/2G11 | 2 | 36 | -20/-29 | 0.29 | 81 | 1.16 | 10 | 0.98 | 1.7 | 1.43 |
| FT50W/2G11 | 1 | 50 | -20/-29 | 0.22 | 60 | 1.11 | 10 | 0.96 | 1.7 | 1.85 |
| FT50W/2G11 | 2 | 50 | -20/-29 | 0.39 | 109 | 1.03 | 10 | 0.98 | 1.7 | 0.94 |
| FT55W/2G11 | 1 | 55 | -20/-29 | 0.21 | 58 | 0.92 | 10 | 0.96 | 1.7 | 1.59 |
| FT55W/2G11 | 2 | 55 | -20/-29 | 0.38 | 105 | 0.90 | 10 | 0.98 | 1.7 | 0.86 |

Wiring Diagram



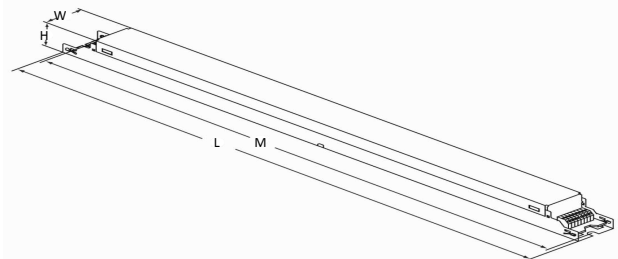
For 1 lamp operation, do not use yellow leads

The wiring diagram that appears above is for the lamp type denoted by the asterisk (*)

Standard Lead Length (inches)

| | in. | cm. | | in. | cm. |
|--------|-----|-----|--------------|-----|-----|
| Black | 0 | 0 | Yellow/Blue | | 0 |
| White | 0 | 0 | Blue/White | | 0 |
| Blue | 0 | 0 | Brown | | 0 |
| Red | 0 | 0 | Orange | | 0 |
| Yellow | 0 | 0 | Orange/Black | | 0 |
| Gray | | 0 | Black/White | | 0 |
| Violet | | 0 | Red/White | | 0 |

Enclosure



Enclosure Dimensions

| OverAll (L) | Width (W) | Height (H) | Mounting (M) |
|-------------|-----------|------------|--------------|
| 14.17 " | 1.18 " | 1.06 " | 13.78 " |
| 14 17/100 | 1 9/50 | 1 3/50 | 13 39/50 |
| 36 cm | 3 cm | 2.7 cm | 35 cm |



Revised 06/04/13

Data is based upon tests performed by Philips Lighting N.A in a controlled environment and representative of relative performance. Actual performance can vary depending on operating conditions. Specifications are subject to change without notice. All specifications are nominal unless otherwise noted.

Philips Lighting Electronic N.A

10275 West Higgins Road Rosemont, IL 60018 Tel.: 800-322-2086 Fax: 888-432-1882
Customer Support/Technical Service: 800-372-3331 · OEM Support: 866-915-5886

PHILIPS ADVANCE

ICN-2S54-90C-T@277

| | |
|-----------------|-------------------------|
| Brand Name | CENTIUM T5 |
| Ballast Type | Electronic |
| Starting Method | Programmed Start |
| Lamp Connection | Series |
| Input Voltage | 120-277 |
| Input Frequency | 50/60 HZ |
| Status | Active |

Electrical Specifications

Notes:

Section I - Physical Characteristics

- 1.1 Ballast shall be physically interchangeable with standard electromagnetic or standard electronic ballasts, where applicable.
- 1.2 Ballast shall be provided with integral leads or poke-in wire trap connectors color-coded per ANSI C82.11.

Section II - Performance

- 2.1 Ballast shall be Programmed Start.
- 2.2 Ballast shall contain auto restart circuitry in order to restart lamps without resetting power.
- 2.3 Ballast shall operate from 50/60 Hz input source of _____ (120V through 277V, 347V or 347V through 480V) with sustained variations of +/- 10% (voltage and frequency).
- 2.4 Ballast shall be high frequency electronic type and operate lamps at a frequency above 42 kHz to avoid interference with infrared devices and eliminate visible flicker.
- 2.5 Ballast shall have a Power Factor greater than 0.98 for primary lamp.
- 2.6 Ballast shall have a minimum ballast factor of 1.0 for primary lamp application.
- 2.7 Ballast shall provide for a Lamp Current Crest Factor of 1.7 or less.
- 2.8 Ballast input current shall have Total Harmonic Distortion (THD) of less than 10% when operated at nominal line voltage with primary lamp.
- 2.9 Ballast shall have a Class A sound rating.
- 2.10 Ballast shall have a minimum starting temperature of _____ {-18C (0F) or -29C (-20F)} for primary lamp. Consult lamp manufacturer for temperature versus light output characteristics.
- 2.11 Ballast shall provide Lamp EOL Protection Circuit.
- 2.12 Ballast shall tolerate sustained open circuit and short circuit output conditions.
- 2.13 Four-lamp ballast shall have (semi-independent or independent) lamp operation.

Section III - Regulatory

- 3.1 Ballast shall not contain any Polychlorinated Biphenyl (PCB).
- 3.2 Ballast shall be Underwriters Laboratories (UL) listed, Class P and Type 1 Outdoor; and Canadian Standards Association (CSA) certified where applicable.
- 3.3 Ballast shall comply with ANSI C62.41 Category A for Transient protection.
- 3.4 Ballast shall comply with ANSI C82.11 where applicable.
- 3.5 Ballast shall comply with applicable requirements of the Federal Communications Commission (FCC) rules and regulations, Title 47 CFR part 18, for Non-Consumer equipment.
- 3.6 Ballast shall comply with UL Type CC rating.
- 3.7 Ballast shall comply with NEMA 410 for in-rush current limits.

Section IV - Other

- 4.1 Ballast shall be manufactured in a factory certified to ISO 9001 Quality System Standards.
- 4.2 Ballast shall carry a five-year warranty from date of manufacture against defects in material or workmanship, including replacement, for operation at a maximum case temperature of 70C. Ballasts with a "90C" designation in their catalog number shall also carry a three-year warranty at a maximum case temperature of 90C.
- 4.3 Manufacturer shall have a twenty-year history of producing electronic ballasts for the North American market.



Revised 06/04/13

Data is based upon tests performed by Philips Lighting Electronic N.A. in a controlled environment and representative of relative performance. Actual performance can vary depending on operating conditions. Specifications are subject to change without notice. All specifications are nominal unless otherwise noted.

Philips Lighting Electronic N.A.

10275 West Higgins Road Rosemont, IL 60018 Tel.: 800-322-2086 Fax: 888-432-1882
Customer Support/Technical Service: 800-372-3331 · OEM Support: 866-915-5886