

PHILIPS LIGHTOLIER

Downlighting

Mini gimbal

3" round



Project: _____

Location: _____

Cat.No: _____

Type: _____

Lamps: _____ Qty: _____

Notes: _____

Philips Lightolier Mini gimbal downlight provides an easy to install adjustable three-inch solution for accent lighting. The small detachable junction box eliminates the need for a traditional frame in or bulky remodeler kit making installation quick and easy.

Fixture

example: MG3R06930NF1W

Family	Size	Lumens	CRI	CCT	Beam Spread	Voltage	Finish
MG	3R	06	9	30	NF	1	
MG Mini gimbal	3R 3-inch Round	06 550 lm	9 90CRI	30 3000K	NF Narrow Flood	1 120V	W White

Accessories

example: MDRN

Family	Model
MD	
MD Mini downlight/ gimbal	RN Round new construction plate 06C 6' extension cable 20C 20' extension cable

Features

- Flange:** Die cast aluminum. white painted.
- Junction box:** Steel. Clip attached on the side of the junction box to connect with fixture or new construction plate to meet NEC (National Electric Code). Also has key holes on the sides for mounting on joist.
- Connector:** Locking power connection is used to connect junction box and fixture. Standard length of the connector is 6". Extension cables are available as accessory.
- Ceiling cutout:** installation template and ceiling cutout template is supplied with the product. 2 3/4" (70mm) diameter.

- Lifetime:** L70 at 50,000 hours and backed by a 5-year warranty (see Philips.com/warranties for details).
- Compliance:** New Construction plate. Steel. Holes on the side of the plate for mounting.
- Adjustability:** 30° tilt and 360° rotation

Electrical

Electronic power supply: RoHS compliant. Class 2 power unit. Remote power supply can only accommodate one LED module and cannot be shared with other LED module. Fixture can be daisy chained and cannot be through wired.

Dimming: Intended for TRIAC dimming. For more details, please see LED-DIM-DL spec sheet.

Listings

cETLus listed.
Ceiling-mounted: suitable for damp location.
ENERGY STAR®.
Title 24 (JA8-2016).
IC rated.
AirSeal for minimal air leakage.

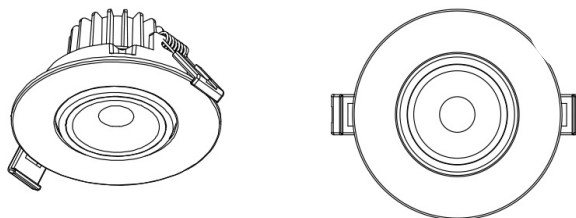
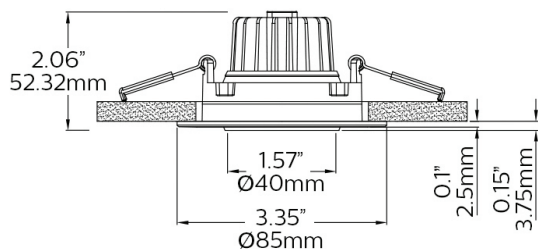


Mini gimbal LED

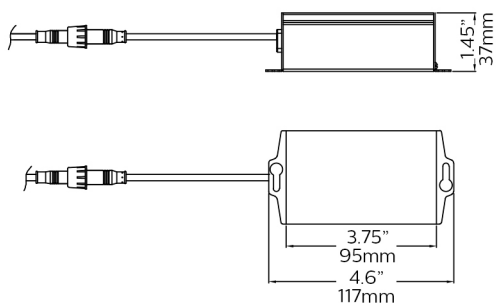
3" round

Dimensions

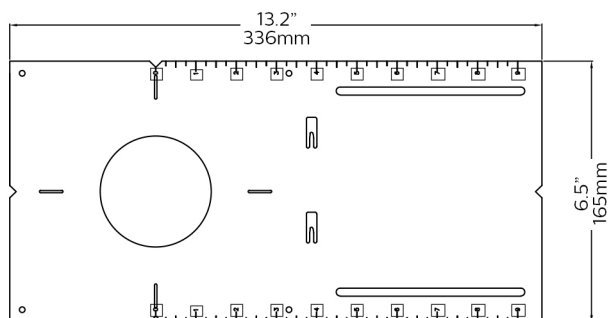
Fixture



Junction box

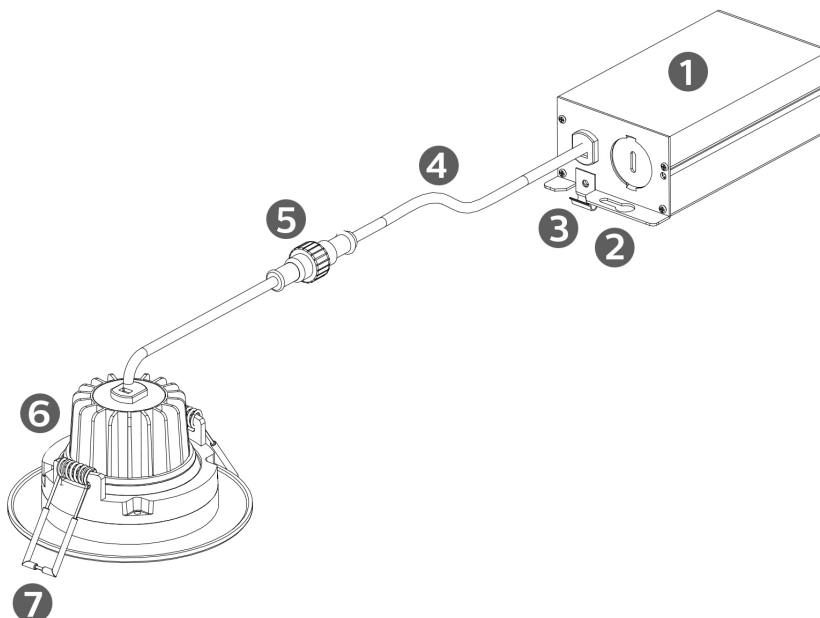


New Construction Plate



Components

1. Electrical box with knockouts
2. Mounting keyhole
3. NEC* mounting clip
4. 6" (0.15) cord each side. 12" overall.
5. Lockin power connector
6. Integrated LED Luminaire
7. Spring clip for easy mounting



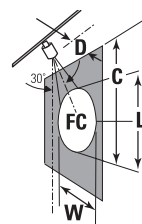
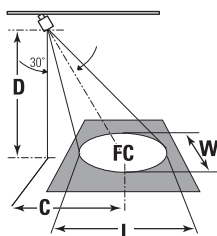
Mini gimbal LED

3" round

Aiming angles

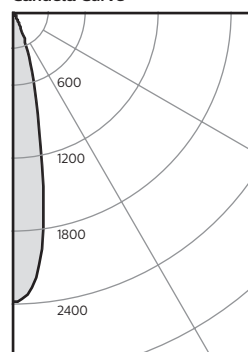
L and **W** are the outer points where the candle power drops to 50% of the maximum. **FC** are the initial footcandles at the center of the beam. Data shown is for 3000K, use the table on the right for CRI/CCT adjustment factors.

L Beam length
D Distance
W Beam Width
A Aiming Angle
FC Footcandles
C Distance to center beam
CBCP Center Beam Candlepower.



3000K, 8W, 74 lm/W

Candela Curve



Fixture: **MG3R06930NF1W**

Output lumens: 592 lm
 Input watts: 8.0 W
 CRI: 90 min
 CCT: 3000K
 Center Beam: 2340cd
 Beam Angle: 23°

Efficacy: 74.0 lm/w

30° Horizontal Aiming

Distance			Beam	
D	C	F.C.	L	W
6	3.5	42	3.3	2.8
8	4.6	24	4.4	3.8
10	5.8	15	5.5	4.7
12	6.9	11	6.6	5.6

30° Vertical Aiming

Distance			Beam	
D	C	F.C.	L	W
2	3.5	73	3.7	1.6
3	5.2	33	5.6	2.4
4	6.9	18	7.4	3.3
5	8.7	12	9.3	4.1

1. Correlated Color Temperature within specs as defined in ANSI_NEMA_ANSLG C78.377-2008: Specifications for the Chromaticity of Solid State Lighting Products.
2. Tested using absolute photometry as specified in LM79: IESNA Approved Method for the Electrical and Photometric Measurements of Solid-State Lighting Products.

© 2017 Philips Lighting Holding B.V. All rights reserved.
 Philips reserves the right to make changes in specifications and/or to discontinue any product at any time without notice or obligation and will not be liable for any consequences resulting from the use of this publication.



Philips Lighting North America Corporation
 200 Franklin Square Drive, Somerset, NJ 08873
 Tel. 855-486-2216

Philips Lighting Canada Ltd.
 281 Hillmount Rd, Markham, ON, Canada L6C 2S3
 Tel. 800-668-9008