

LED Highbay
BY698X PIR
Mounting instruction

444100099071



AS/NZS
60598


IEC
EN60598

CB

IP65

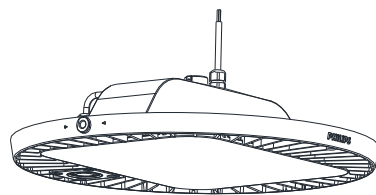
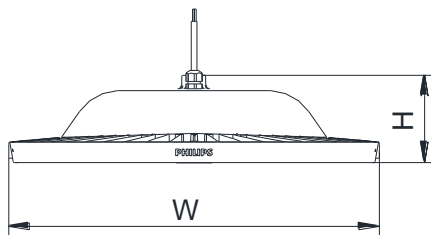
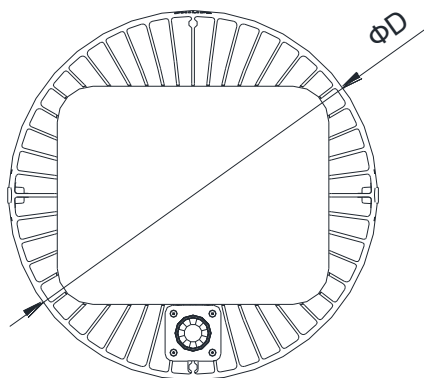


ta
35°C

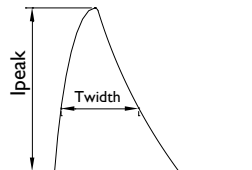
Type	P(W)	Voltage /Frequency	D (mm)	W (mm)	H (mm)		CCT	Optics
BY698X LED110 PIR L3000 EN	85	220-240V 50/60Hz	379	382	96	3.6	CW/NW	NB/WB
BY698X LED160 PIR L3000 EN	120	220-240V 50/60Hz	417	418	105	4.4	CW/NW	NB/WB
BY698X LED200 PIR L3000 EN	155	220-240V 50/60Hz	452	454	107	5.1	CW/NW	NB/WB
BY698X LED300 PIR L3000 EN	225	220-240V 50/60Hz	530	534	120	7.4	CW/NW	NB/ENB

Mounting accessories

1. Mounting hook (included in the packing box)

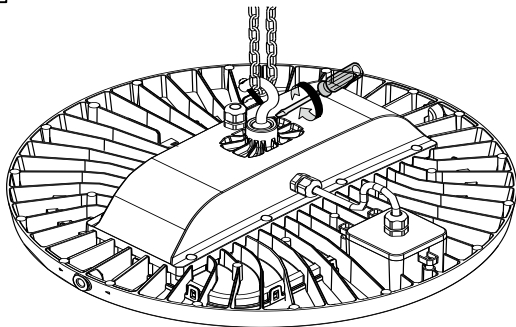


Inrush Current

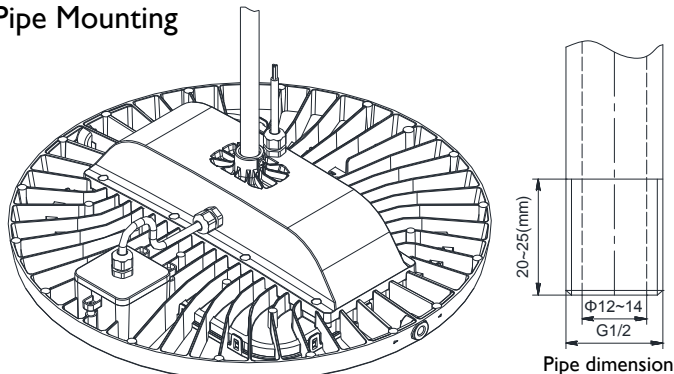


	BY698X PIR			
	LED110	LED160	LED200	LED300
Ipeak(A)	46	46	46	92
Twidth(us)	440	440	440	440

1 Hook Mounting



2 Pipe Mounting

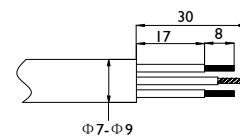


3 Connect Power Cable

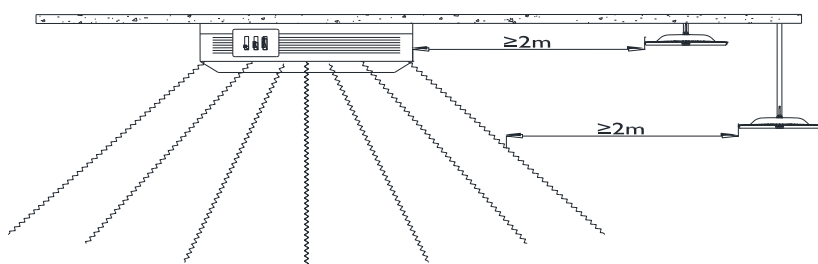
Please use IP65 or above terminal box (dimension can't smaller than 10x20x25), it is not provided by Philips.

Luminaire cable:
Power Cable
 60245 IEC57 3x1mm²
 Brown - L
 Blue - N
 Yellow+Green - GND

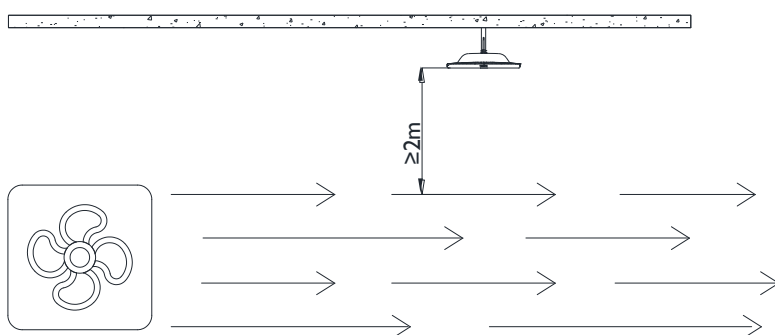
Power cable



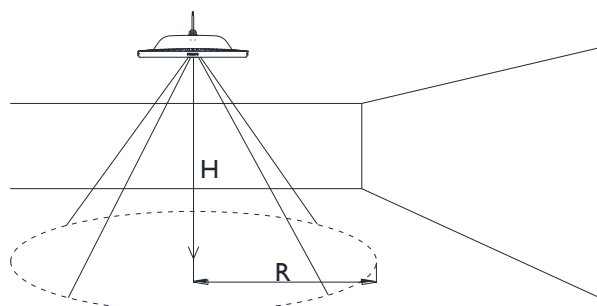
4 Installation notice




Fay away from heating area.



Far away from air outlet.



Applied height.

Height (H)	Radius(R)	 Sensitivity
5m	2.7m	95%
10m	4.5m	90%
13m	5.4m	70%

(valid at 25°C room temperature)



- 1、 To make sure sensor works well, require the luminous surface levelness $\leq 2.5^\circ$, the pipe mounting method is recommended, and suggest to use gradiometer to precisely measure and adjust.
- 2、 The operation temperature range is from -20°C to 40°C , The most optimal sensitivity performance range is from 15°C to 25°C .
- 3、 The luminaire shall be installed by a qualified electrician and wired in accordance with the latest IEE electrical regulations or the national requirements .
- 4、 Do not switch on before complete installation.
- 5、 The height between luminous surface and ground suggest more than 5m; and the height between bottom of luminaire and mounting surface must be more than 0.3m.
- 6、 The cable of the luminaire should use “Y” type connection. It should be maintained by professional electrician.
- 7、 The light source of this luminaire is not replaceable; when the light source reaches its end of life, the whole luminaire shall be replaced.



- 8、 This marking indicates that this product should not be disposed with other household wastes throughout the EU. To prevent possible harm to the environment or human health from uncontrolled waste disposal, recycle it responsibly to promote the sustainable reuse of material resources. To return your used device, please use the return and collection systems or contact the retailer where the product was purchased. They can take this product for environmental safe recycling.”
- 9、 This is a general purpose luminaire, it should not be used in directly exposed environment containing hazardous substances for PC, consult your local Philips office for use in any special applications
- 10、 If the external flexible cable or cord of this luminaire is damaged, it shall be exclusively replaced by the manufacturer or his service agent or a similar qualified person for safety purpose.
- 11、 For Australia and New Zealand, this product is not suitable for household use.

PHILIPS