

---

# Bring new depth to your designs

**Philips Lightolier LED flat downlight** provides a quick and easy downlight solution without the traditional frame and reflector. Perfect for installation in existing ceilings or new construction with the benefits of energy saving LED technology.

## Benefits

- Perfect for shallow ceiling plenum or use under a joist.
- Detachable junction box and spring clips make installation quick and easy.
- Junction box can clip to the luminaire to meet the National Electric Code (NEC).
- Junction box clip for easy attachment to luminaire.
- IC-rated for direct contact with insulation.
- Extension cables available for remote mounting flexibility.
- LED technology featuring long lifetime for reduced maintenance.



## Philips Lightolier LED flat downlight

Measuring half of an inch in depth, this luminaire can be easily installed without the concern of ceiling plenum space. These versatile downlights are also suitable to be used in wet locations, so adding light where you need it is quick, easy and possible. These versatile downlights are also dimmable and have a frosted diffuser that helps control light glare for a more comfortable light output.

### Features

- **Sizes:** 4" & 6"
- **Shapes:** Round & Square
- **Lumens:** 700 & 900lm
- **CRI:** 90 (min)
- **CCT:** 3000K
- **Watts:** 12W (4"), 15W (6")
- **Finish:** White
- **Dimming:** ELV and Triac down to 10%
- **Installation:** Remodel and New construction
- **Lifetime:** 50,000 hours
- **Listings:** ENERGY STAR®, Title 24 and RoHS compliant, AirSeal for minimal air leakage, cULus listed (UL 1598) for wet locations (covered ceiling only), IC rated for direct contact with thermal insulation.
- **Warranty:** 5 year limited

### Fixture

example: FD4R07930TE1W

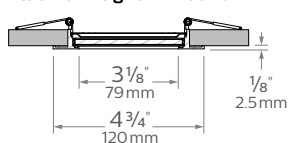
Family	Size/Shape	Lumens	CRI	CCT	Dimming	Voltage	Finish
<b>FD</b>			<b>9</b>	<b>30</b>	<b>TE</b>	<b>1</b>	<b>W</b>
FD Flat downlight	<b>4R</b> 4" Round	<b>07</b> 700 lm	<b>9</b> 90	<b>30</b> 3000K	<b>TE</b> Triac & ELV	<b>1</b> 120V	<b>W</b> White
	<b>4S</b> 4" Square						
	<b>6R</b> 6" Round	<b>09</b> 900 lm	<b>9</b> 90	<b>30</b> 3000K	<b>TE</b> Triac & ELV	<b>1</b> 120V	<b>W</b> White
	<b>6S</b> 6" Square						

### Accessories

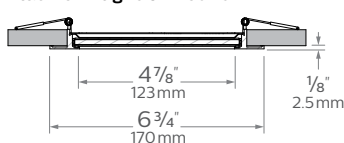
example: FDSN

Family	Model
<b>FD</b>	
FD Flat downlight	<b>RN</b> Round new construction plate
	<b>SN</b> Square new construction plate
	<b>06C</b> 6' extension cable
	<b>20C</b> 20' extension cable

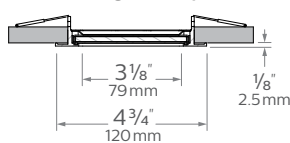
Flat Downlight 4" Round



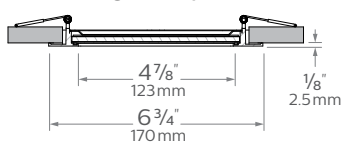
Flat Downlight 6" Round



Flat Downlight 4" Square



Flat Downlight 6" Square



Visit [philips.com/warranties](http://philips.com/warranties) for more information on the standard 5-year limited warranty.



© 2017 Philips Lighting Holding B.V. All rights reserved. Philips reserves the right to make changes in specifications and/or to discontinue any product at any time without notice or obligation and will not be liable for any consequences resulting from the use of this publication.



Philips Lighting, North America Corporation  
200 Franklin Square Drive, Somerset, NJ 08873  
Tel. 855-486-2216

Philips Lighting Canada Ltd.  
281 Hillmount Rd, Markham, ON, Canada L6C 2S3  
Tel. 800-668-9008