

READ AND UNDERSTAND THESE INSTRUCTIONS BEFORE INSTALLING FIXTURE

This fixture is intended for installation in accordance with the National Electrical Code and local regulations. To assure full compliance with local codes and regulations, check with your local electrical inspector before installation. To prevent electric shock, turn off electricity at fuse box before proceeding.

Retain these instructions for maintenance reference.

INSTRUCTION SHEET NO.

IS:CIC

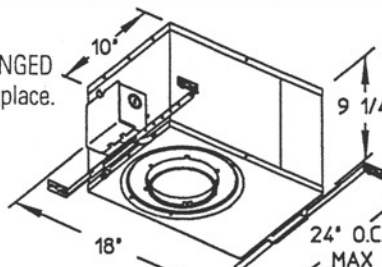
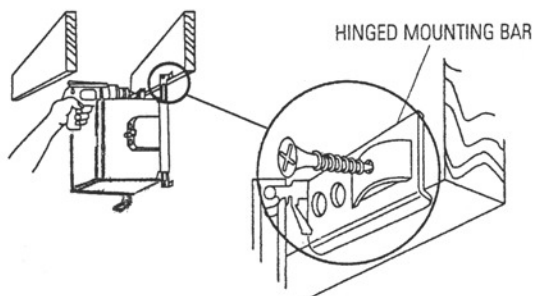
B0216

Page 1 of 1

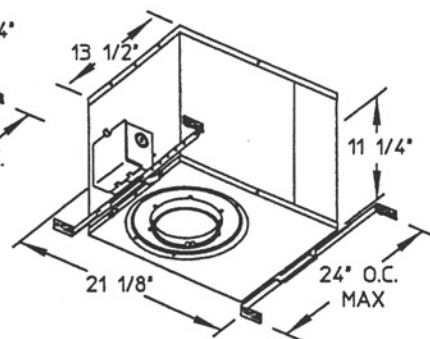
INSTALLATION PROCEDURE FOR INSULATED CEILING (TYPE-IC) FRAME-IN-KITS: C4AIC, C6AIC, C6DAIC

FRAME-IN

Locate fixture along joist and line up bottom edge of HINGED MOUNTING BAR with the bottom of joist and fasten in place.



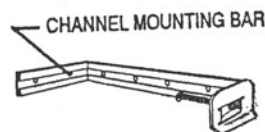
C4AIC, C6AIC



C6DAIC

FOR JOIST SPACING LESS THAN 16" ON CENTER (TO 12" ON CENTER):

- MOUNTING BAR CHANNELS can be shortened and used as nailing legs in tight spaces. Simply remove INNER BAR from holed CHANNEL, bend CHANNEL at appropriate point and use extra screw to secure it to the joist.

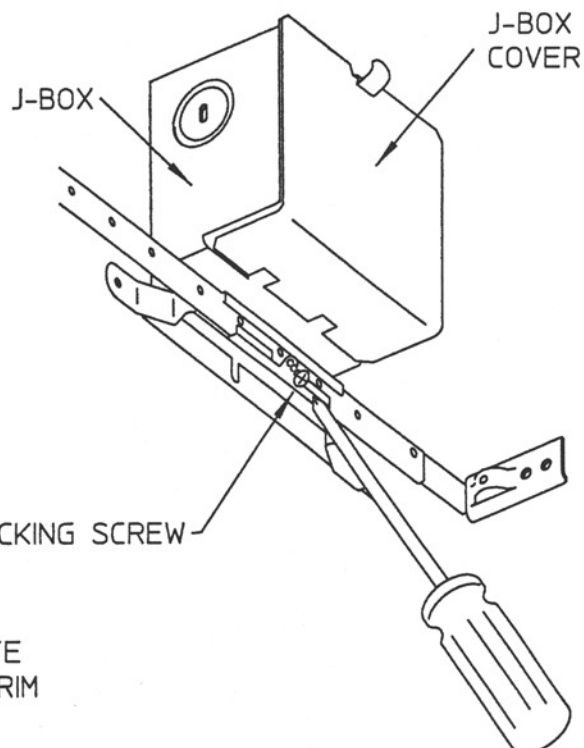


WIRE-IN

Wire to SUPPLY LEADS. WHITE FIXTURE LEAD to NEUTRAL SUPPLY LEAD. BLACK FIXTURE LEAD to HOT (120V) SUPPLY LEAD. BARE FIXTURE WIRE to SUPPLY GROUND. Use wirenuts (local hardware item). Place all electrical connections in the J-BOX and close the J-BOX COVER.

SWING-UP

Extend MOUNTING BAR to reach opposite joist and fasten in place. Adjust fixture to desired position along MOUNTING BAR and lock in place using locking screw.



AIRSEAL® INSTALLATION (optional)

Install a bead of silicone caulking compound between the ceiling opening and edge of HOUSING. Housings are tested in accordance with ASTM E 283 (max 2 cfm @ 75 pa) and comply with WSEC & MEC when installed as instructed.

CLOSE-IN

Close in ceiling as required

INSTALLING SOCKET HARNESS

INSTALLING HOUSING TRIMS

FIXTURE TRIM ADJUSTMENT

SEE SEPARATE
REFLECTOR TRIM
INSTRUCTION
SHEETS

U.S. AND FOREIGN PATENTS PENDING

LIGHTOLIER®

Philips Lighting North America Corporation
200 Franklin Square Drive
Somerset, NJ 08873, USA
Phone: 855-486-2216

Philips Lighting Canada Ltd.
281 Hillmount Road
Markham ON, Canada L6C 2S3
Phone: 800-668-9008