

LUMEC

by  Signify

Roadway

RSL

security luminaire



Security made simple and affordable

The Lumec RSL LED roadway security luminaire is the perfect solution when projects require a simple luminaire that meets specifications without sacrificing performance and your budget, all while maximizing operations and maintenance savings.

This roadway luminaire features an IP66-rated LED module, designed to provide crisp, brilliant white light that surpasses existing HID luminaire performance. Optimized for applications such as rural and local roads or general area lighting applications, its overall size, weight, and tool-free feature ensure ease of installation. RSL makes upgrading to reliable, long-lasting, low maintenance LED lighting a simple cost-effective decision for municipalities, COOP's, and utilities.

Benefits

- Ideal solution for retrofit projects or new installations and is available in two sizes to suit a wide range of applications.
- Can be direct mounted to vertical surfaces or mounted onto existing arms easily. A wood pole arm option is also available as an accessory ordered separately.
- Available with a prismatic lens option for a more traditional look and to spread light evenly and help to control brightness.
- Comes controls-ready out of the box, with a dimming driver and 7-pin receptacle.
- Maintenance and service are simple with RSL's tool-less access to driver compartment.
- Color temperatures 4000K and 3000K and type 3 and 5 optics are available.

RSL LED security luminaire

Small and medium

RSL Small (RSLS)



RSL Medium (RSLM)



RSLS with optional arm mount



RSLM with optional arm mount



Applications

- Security lighting
- Rural roads
- Local roads
- General area

Technical features

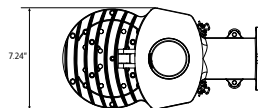
Note: Prior to ordering, consult specification sheets on lightingproducts.signify.com for the most current information, notes and exclusions.

Optics:	Type III, Type V
Color temperature:	4000K and 3000K
Luminous flux:	Approx. 4,600 to approx. 9,000 Lumens
Efficacy:	up to 128 LPW
Uplight:	U0 = No uplight
Luminaire Useful Life:	Up to 100,000+ hours with $>L_{70}$ at up to 40°C (includes LEDs and drivers)
Connected Lighting & Controls Solutions:	Interact City, fixture is control ready
Driver:	0-10V Dimming driver standard
Power:	40W to 70W (steady state in W, +/- 10%)
Surge protection:	SP1 standard
Twist-Lock receptacle:	7-pin standard
Finish:	Medium Gray
IP Rating:	IP66 rated light engines
Material:	Low copper die cast aluminum housing
Vibration:	Meets ANSI C136.31-2010 3G rating for bridges and overpasses
Accessories:	Arm, drop refractor, shorting cap, photocell, long-life photocell
Mounting:	Fits on a 1.66" (42mm) O.D. (1.25" NPS) to 2.67" (60mm) O.D. (2" NPS) by 5.25" (133mm) minimum long tenon. Provides an easy step adjustment of +/- 5° tilt.
Warranty:	5-year limited warranty. See signify.com/warranties for details and restrictions.

Dimensions

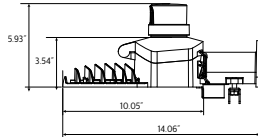
RSL Small (RSLS)

Top View

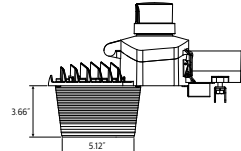


Weight: 5.2 lbs
EPA: 0.13ft² / 0.012m² - no lens
0.20ft² / 0.018m² - with lens

Side View

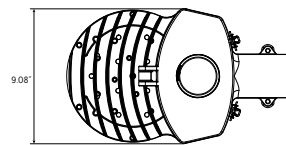


Side View with lens



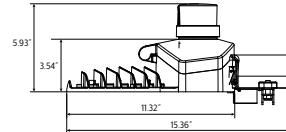
RSL Medium (RSLM)

Top View

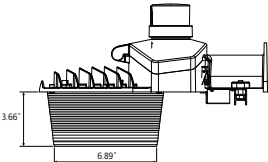


Weight: 6.5 lbs
EPA: 0.14ft² / 0.013m² - no lens
0.22ft² / 0.020m² - with lens

Side View



Side View with drop lens



The information presented in this document is not intended as any commercial offer and does not form part of any quotation or contract.

