


PHILIPS
LIGHTOLIER

Downlighting

SlimSurface LED

Round and square aperture
slim surface mount downlight



An architecturally pleasing, easy to install and low profile downlight

SlimSurface LED leverages the latest LED technology, optical enhancements and features a similar performance to typical recessed downlights but in a surface mount design.

Delivering high lumen output and great visual comfort, this $\frac{5}{8}$ " surface mount downlight is appealing to both specifiers and contractors. SlimSurface LED is characterized by a completely flat lens with a narrow flange, giving it an architecturally pleasing look. This downlighting solution also eliminates the need for an Air-Seal recessed housing or fire rated boxes, reducing material and installation costs.

Benefits



- A very thin and architecturally pleasing solution with an integral driver for existing J-boxes or new construction
- Surface mounting fits any ceiling and solves the problem of limited plenum space
- Easy to install on standard j-boxes
- 277V option for commercial lighting applications
- Provides an affordable alternative to Air-Seal IC recessed housings or Fire-Rated boxes
- Choice of design with square and round apertures
- Glare controlling lens for comfortable light distribution
- Wet location listing allows for use in showers and bathrooms (if local code requires)



SlimSurface LED

SlimSurface LED is a low profile downlight intended for ceiling or wall mount applications. This $\frac{5}{8}$ " thick luminaire offers the appearance of a recessed downlight but is actually surface mounted.

Ordering guide

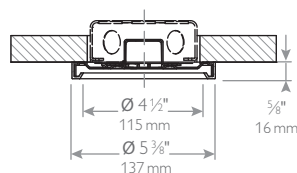
Family	CRI	CCT	Lumens	Finish	Dimming	UL listing
						
S4S Slim 4" Square	8 80	27K 2700K	7 650lm	blank White	blank Triac 120V	blank Wet
S5R Slim 5" Round	9 90 ¹	30K 3000K		AL Aluminum		
		35K 3500K		BK Black		
		40K 4000K		W White	Z10U 0-10V 120V-277V	blank Wet
				AL Aluminum		
				BK Black		
S4S Slim 4" Square	8 80	30K 3000K	7 650lm	blank White	blank Triac 120V	-D damp
S5R Slim 5" Round						
S6S Slim 6" Square	8 80	27K 2700K	10 1000lm	blank White	blank Triac 120V	blank Wet
S7R Slim 7" Round	9 90 ¹	30K 3000K		AL Aluminum		
		35K 3500K		BK Black		
		40K 4000K		W White	Z10U 0-10V 120V-277V	blank Wet
				AL Aluminum		
				BK Black		
S6S Slim 6" Square	8 80	30K 3000K	10 1000lm	blank White	blank Triac 120V	-D damp
S7R Slim 7" Round						

1. 90 CRI is only available with 2700K

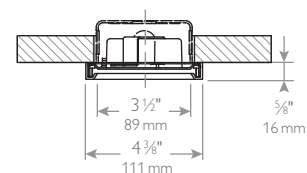
Features

- Apertures: round & square
- Finishes: White, Aluminum, Black
- Efficacy: 42-70 lm/W
- CCT: 2700K, 3000K, 3500K & 4000K
- CRI: 80 & 90
- Lumens: 650 & 1000lm
- Wattage: 9.5 to 14.7W
- Dimming/Voltage: Triac (120V), 0-10V (120V-277V)
- 50,000 hour rated life (L70)
- cULus listed suitable for:
 - damp locations (wall mount applications)
 - wet locations (covered ceilings)
- ENERGY STAR® certified
- Standard 5-year limited warranty

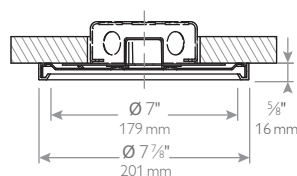
5" round downlight



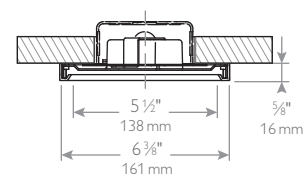
4" square downlight



7" round downlight



6" square downlight



Visit philips.com/warranties for more information on the standard 5-year limited warranty.



© 2016 Philips Lighting Holding B.V. All rights reserved. Philips reserves the right to make changes in specifications and/or to discontinue any product at any time without notice or obligation and will not be liable for any consequences resulting from the use of this publication.



Philips Lighting North America Corporation
200 Franklin Square Drive, Somerset, NJ 08873
Tel. 855-486-2216

Philips Lighting Canada Ltd.
281 Hillmount Rd, Markham, ON, Canada L6C 2S3
Tel. 800-668-9008