

READ AND UNDERSTAND THESE INSTRUCTIONS BEFORE INSTALLING LUMINAIRE
 This luminaire is intended for installation in accordance with the National Electrical Code and local regulations.
 To assure full compliance with local codes and regulations, check with your local electrical inspector before installation. To prevent electric shock, turn off electricity at fuse box before proceeding.
 Retain these instructions for maintenance reference.

INSTALLATION OF LYTECASTER REFLECTOR TRIM IN THE 2000LV FRAME-IN-KIT WITH ROTO CLIPS



FIG. A
1. FRAME-IN



FIG. B
2. ROTATE CLIPS

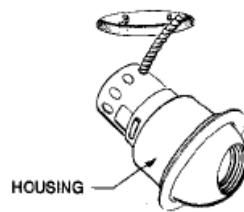


FIG. C
3. SNAP-ON



FIG. D
4. PUSH-UP

1. FRAME-IN (Fig. A)

See Frame-In-Kit Instruction Sheet for installation procedure. For use with 2000LV Frame-In-Kit only.

2. ROTATE ROTO-CLIPS (Fig. B)

As shown in Fig. E.

3. PREPARE SOCKET CUP

Remove the LAMP ADJUSTMENT MECHANISM from the SOCKET CUP by bending the TABS away (3 places), (see Fig. F & G).

4. SNAP-ON (Fig. C)

Insert SOCKET CUP in neck of HOUSING. Make sure SPRINGS of SOCKET CUP snap into SLOTS of HOUSING (Fig. C).

5. PUSH-UP (Fig. D)

Push HOUSING TRIMS straight up until it is tight against ceiling.

6. LAMPING (Fig. H & I)

Make sure that power is OFF when lamping or relamping. Remove EYEBALL from HOUSING by pulling straight down (Fig. H). Place GLASS LAMP GUARD onto LAMP SPRING TABS (Fig. I). Insert LAMP (MR-16 bulb) between LAMP SPRINGS until face of bulb sits firmly onto GLASS LAMP GUARD (Fig. I). Attach SOCKET to bi-pin prongs on LAMP. Insert EYEBALL with LAMP and GLASS LAMP GUARD back into HOUSING.

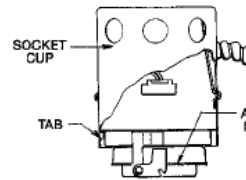


FIG. F

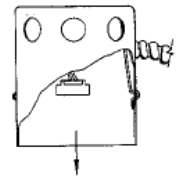


FIG. G

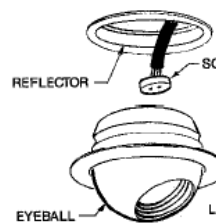


FIG. H

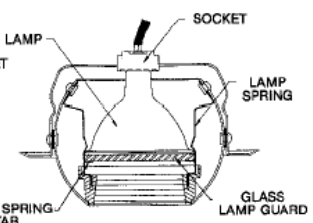


FIG. I

CAUTION:

- LAMP MANUFACTURERS REQUIRE THE GLASS LAMP GUARD BE IN PLACE BEFORE ENERGIZING LAMP, AND THAT GREAT CARE MUST BE TAKEN THAT LAMP IS FULLY COOLED BEFORE RELAMPING.
- LOW VOLTAGE FIXTURES SHOULD BE DIMMED ONLY WITH SPECIAL DIMMERS INTENDED SPECIFICALLY FOR THAT PURPOSE. USE LIGHTOLIER LYTEMODE, SCENIST, CRESCENDO VA, NEPTUNE VA, PRECISION VA, EASYSET VA, SUNRISE VA, RADIANT VA OR EQUIVALENT PRODUCTS BY OTHERS OR VARIABLE AUTOTRANSFORMERS OR ELECTRONIC DIMMERS INTENDED FOR USE WITH LOW VOLTAGE FIXTURES.
- USE ONLY REFLECTOR TRIMS PROVIDED BY LIGHTOLIER INC. USE OF OTHER MANUFACTURERS' REFLECTOR TRIMS VOIDS THE UNDERWRITERS LABORATORIES LISTING AND COULD CONSTITUTE A FIRE HAZARD.

