

IS-1131

LYTECASTER

Read and Understand these instructions before installing luminaire.

This luminaire is intended for installation in accordance with the National Electrical Code and Local Regulations. To assure full compliance with local codes and regulations, check with your local electrical inspector before installation. To prevent electrical shock, turn off electricity at fuse box before proceeding.

Retain these instructions for maintenance reference.

INSTALLATION PROCEDURE FOR LYTECASTER SLOPED CEILING REFLECTOR TRIM IN THE 1100IC, 1100ICM, AND 1104IC FRAME-IN-KIT WITH ROTO CLIPS

WARNING: READ MARKINGS IN TRIM TO DETERMINE LAMP WATTAGE AND TYPE APPLICABLE FOR YOUR INSTALLATION AND ALWAYS USE CORRECT LAMP.

1. FRAME-IN (Fig. A)

See Frame-in-Kit Instruction Sheet for installation procedure.
NOTE: MOUNTING FRAME must be mounted with the J-BOX on the "Uphill" side (1104ICX J-Box on the "Downhill" side).
Frame should be parallel to the joist

2. ROTATE ROTO-CLIPS (Fig. B)

Rotate (4) ROTO-CLIPS so that the short legs extend inwardly toward the center opening.

3. TRIM INSTALLATION (Fig. C)

- Insert SOCKET CUP in neck REFLECTOR. Make sure SPRING of SOCKET CUP snaps into SLOTS of REFLECTOR. (Fig. C & D)
- Align and push REFLECTOR TRIM straight up until it is tight against ceiling (Fig. D)
- Lamp fixture with recommended wattage and lamp type
- Adjust lamp vertically until it points perpendicular to the floor
- CONE / BAFFLE Removal – Remove CONE or BAFFLE by aligning the SLOT on the CONE or BAFFLE with the LANCING in the TRIM HOUSING and push up (Fig. E).

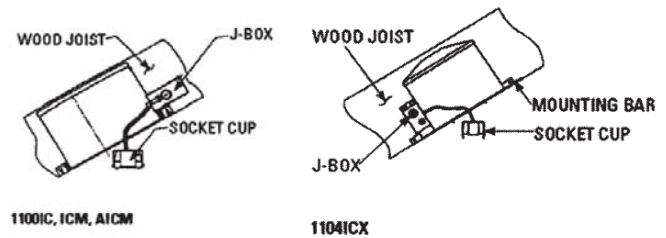
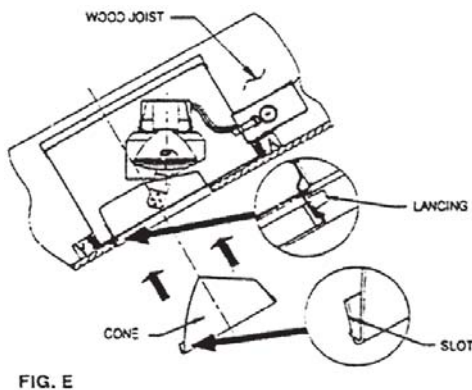


FIG. A

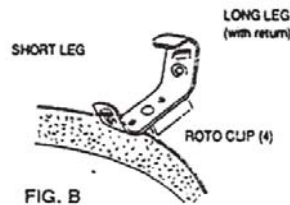


FIG. B

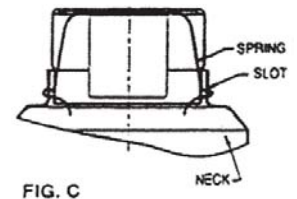


FIG. C

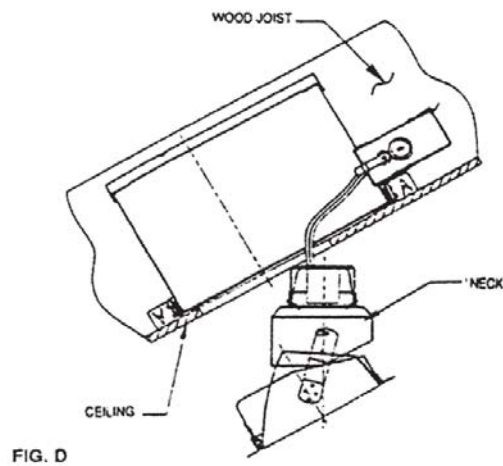


FIG. D

WARNING: USE ONLY REFLECTOR TRIMS PROVIDED BY PHILIPS LIGHTOLIER. USE OF OTHER MANUFACTURERS' REFLECTOR TRIMS VOIDS THE UNDERWRITERS LABORATORIES LISTING AND COULD CONSTITUTE A FIRE HAZARD.



© 2016 Philips Lighting Holding B.V. All rights reserved.
Specifications are subject to change without notice.
www.philips.com/luminaires

Philips Lighting North America Corporation
200 Franklin Square Drive
Somerset, NJ 08873 USA
Phone: 855-486-2216

Philips Lighting Canada Ltd.
281 Hillmount Road
Markham, ON, Canada L6C 2S3
Phone: 800-668-9008