


Office Lum/LED办公灯具

RC100C

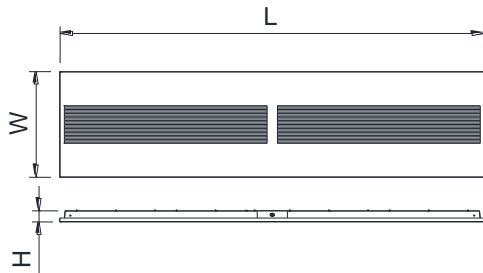
Mounting instruction/ 安装说明

RC100C-M010a


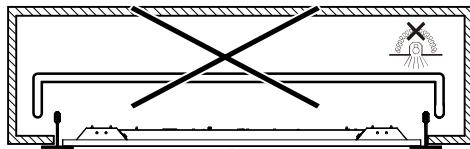
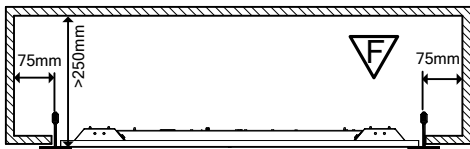
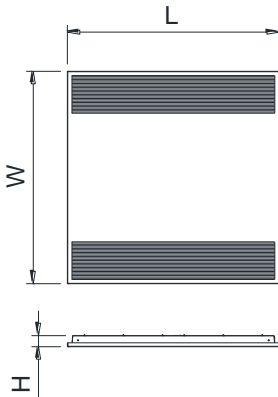
	$t_a 25^{\circ}\text{C}$	GB 7000		IP 20		IEC 60598			AS/NZS 60598	220V-240V~	50/60 Hz
---	--------------------------	-------------------	---	--------------	---	---------------------	---	---	------------------------	-------------------	-----------------

Type Desc 型号描述	DALI	ActiLume	For AU/NZ	Power(W) 灯具功率	Dim. (L×W×H) (mm) 灯具尺寸 (长×宽×高)	CCT 色温	
RC100C LED25S W60L60	Fixed: (/PSU)	(/ACL)	(/CAU)	27	597 × 597 × 30	3000K	2.8
RC100C LED25S W30L120				27	297 × 1197 × 30		2.8
RC100C LED35S W60L60				37	597 × 597 × 30	4000K	2.8
RC100C LED35S W30L120	Dali: (/PSD)			37	297 × 1197 × 30		2.8
RC100C LED35S W59L59				37	594 × 594 × 30	6500K	2.5

RC100C W30L120:

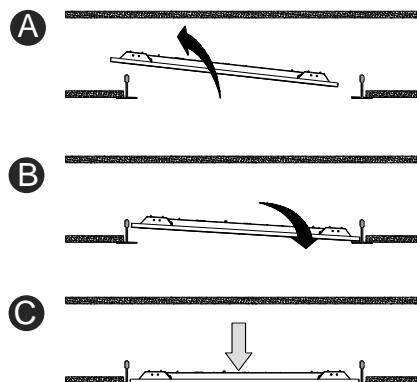
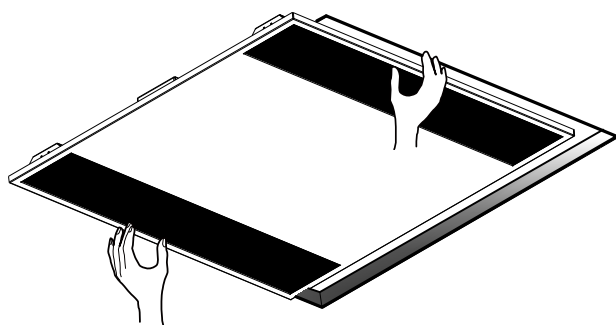


RC100C W59L59
RC100C W60L60:

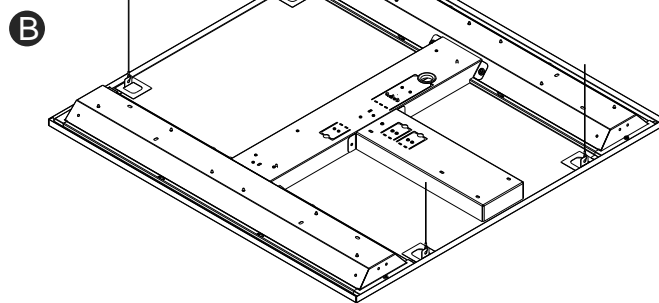
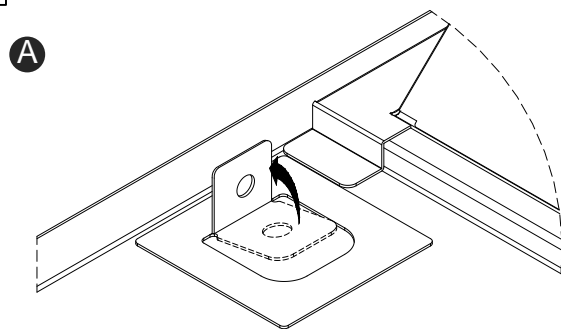


- 1、The luminaire shall be installed by a qualified electrician and wired in accordance with the latest IEE electrical regulations or the national requirements
灯具应由有资格的电工安装，接线要符合IEE 电气标准或国家标准。
- 2、Do not switch on before complete installation.
接线过程中，切勿通电。
- 3、The luminaire shall ,under no circumstance,be covered with insulation matting or similar material.
灯具不适合被隔热衬垫或类似材料覆盖。
- 4、The luminaire is suitable for direct mounting on normally flammable material.
灯具适合于直接安装在普通可燃材料表面。
- 5、For indoor use only at room temperature .
仅限于室内常温下使用。

I Recessed / 嵌入安装

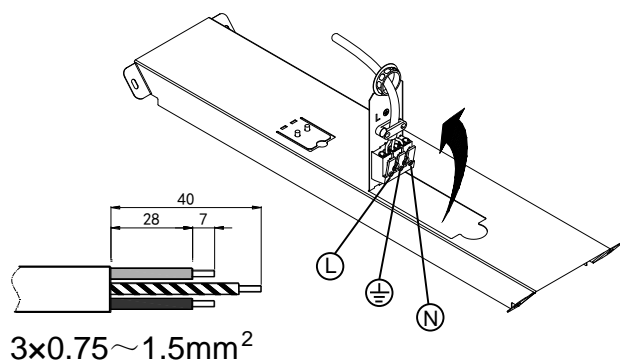


2 Safety chain via hook / 安装安全链



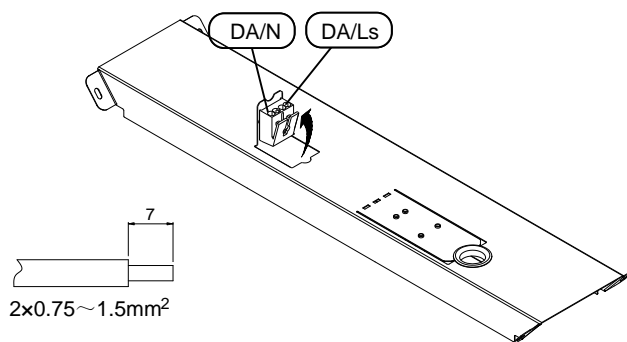
Safety chain is not included.
本产品不含安全吊链

3 Connect Entry cable / 连接电源线



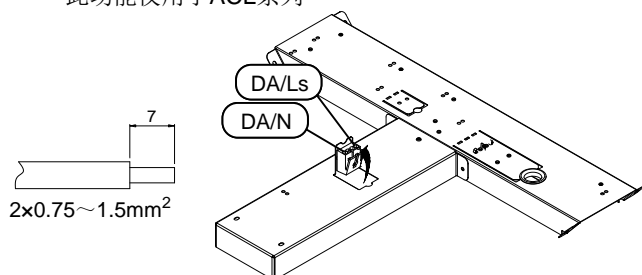
4 Connect DALI cable / DALI调光接线方式

For PSD Series only
此功能仅用于PSD系列



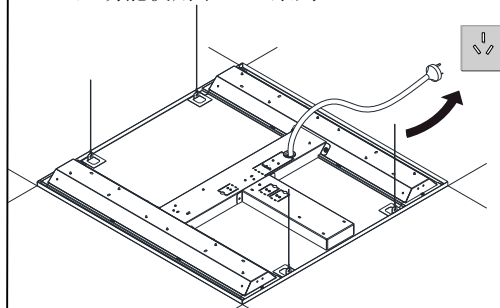
5 Connect ActiLume DALI cable / ActiLume调光接线方式

For ACL Series only
此功能仅用于ACL系列



6 Connect Entry cable / 连接电源线

For CAU Series only
此功能仅用于CAU系列



• DANGER – RISK OF FIRE

- Shall not be installed in residential premises
SCI= 25mm MIC= 25mm SCB=75mm HCB= 100mm

• Building insulation abutting or within 100mm horizontally of the luminaire must meet the following requirement:
A) Be of a type that can maintain its dimensions and structural integrity when exposed to the maximum surface temperatures of the class of luminaire being 90°C.

B) Be of a type able to withstand a 30 second needle flame test carried out in accordance with AS/NZS 60695.11.5 with the flame applied to all surfaces of the test sample.

• This product is not for household use.

• For non-user replaceable light sources:

“The Light source contained in this luminaire shall only be replaced by the manufacturer or his service agent or a similar qualified person ”