

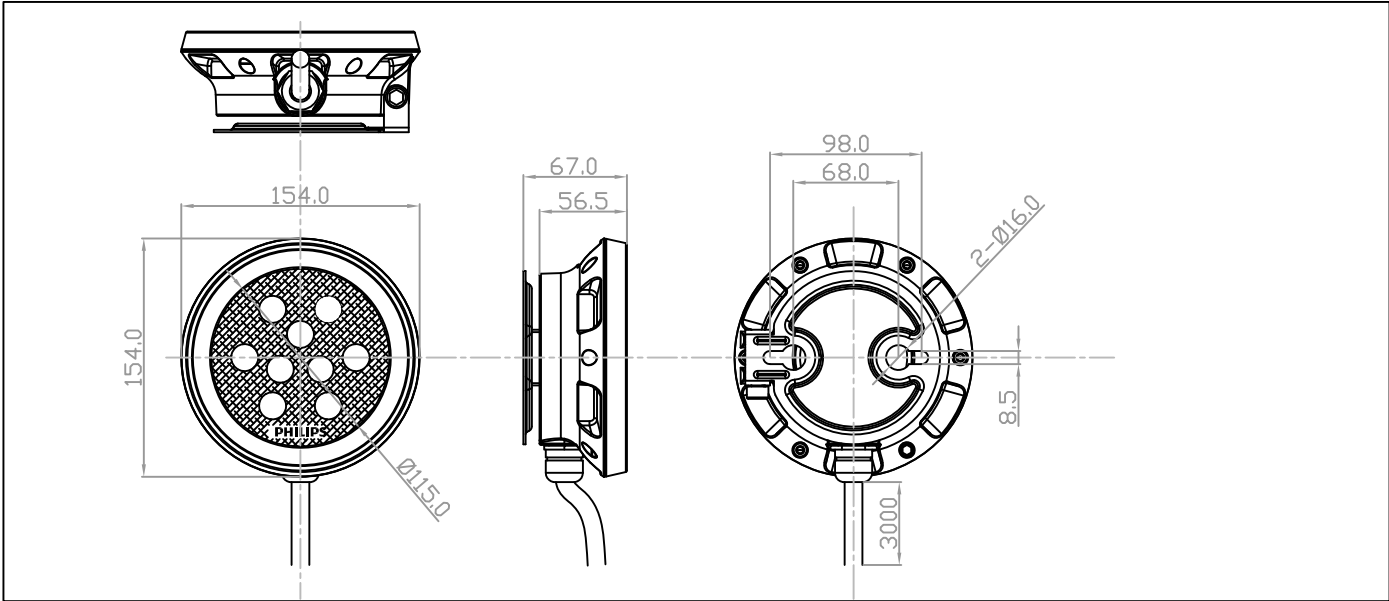
LED Underwater / LED 水下灯

BCPI70 LED600

Mounting instruction 安装说明

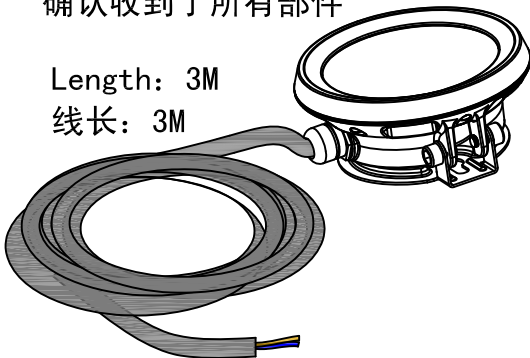


Type Number 产品型号	LEDs 颗粒数	Power 功率	Voltage 电压	Frequency 频率	
BCPI70 LED600	9	18.0W	DC12V		2.3KG



1 Confirm all components received.
确认收到了所有部件

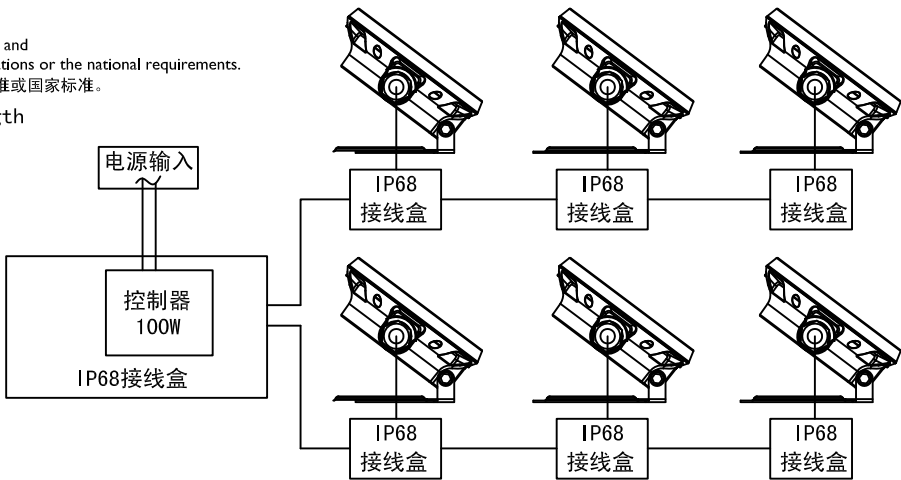
Length: 3M
线长: 3M



3 Make sure power is OFF
确保电源关闭

The luminaire shall be installed by a qualified electrician and wired in accordance with the latest IEE electrical regulations or the national requirements.
灯具应由有资格的电工安装，接线要符合IEE电气标准或国家标准。

4 Connect fixture within maximum length
在最长接线长度内连接灯具



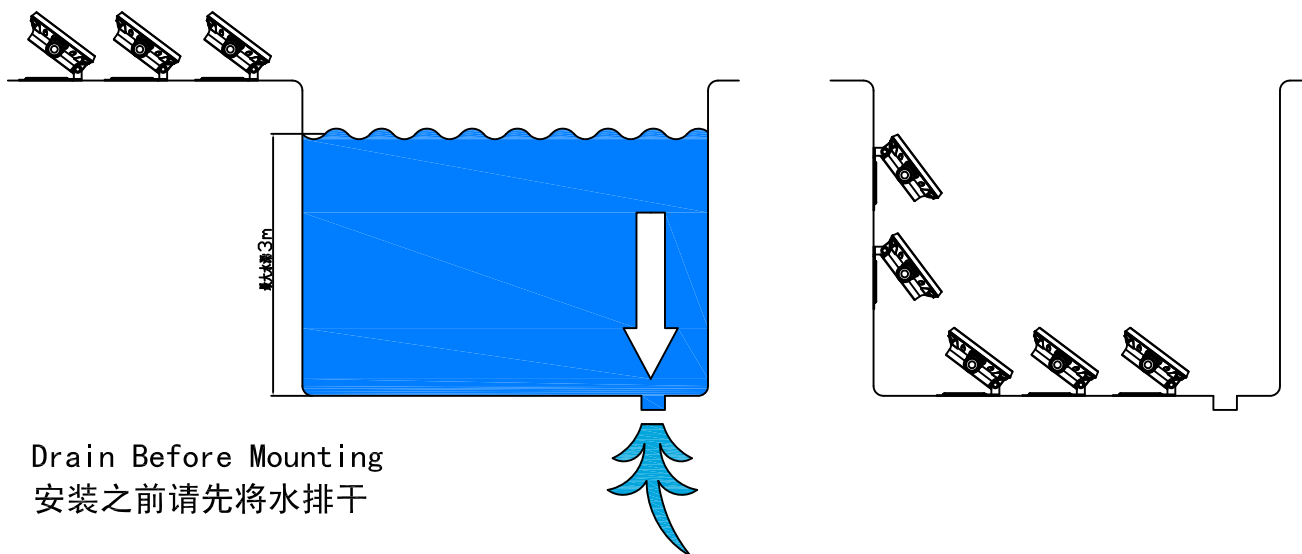
Philips Lighting Luminaires (Shanghai) Co., Ltd.
Address: No. 2688, Huyi Road, Jiading, Shanghai, China
Postalcode: 201801
飞利浦灯具（上海）有限公司
地址：中国上海市嘉定区马陆镇沪宜公路2688号
邮编：201801

PHILIPS

LED Underwater / LED 水下灯

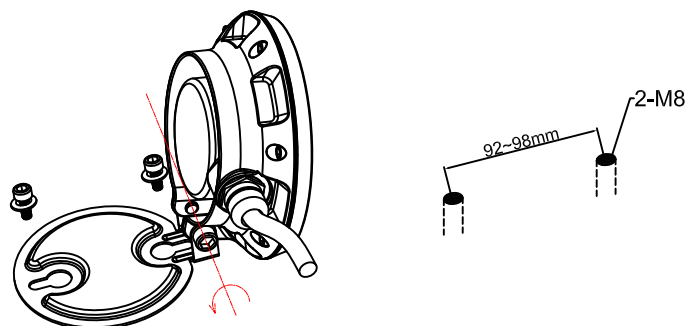
BCPI70 LED400

Mounting instruction 安装说明

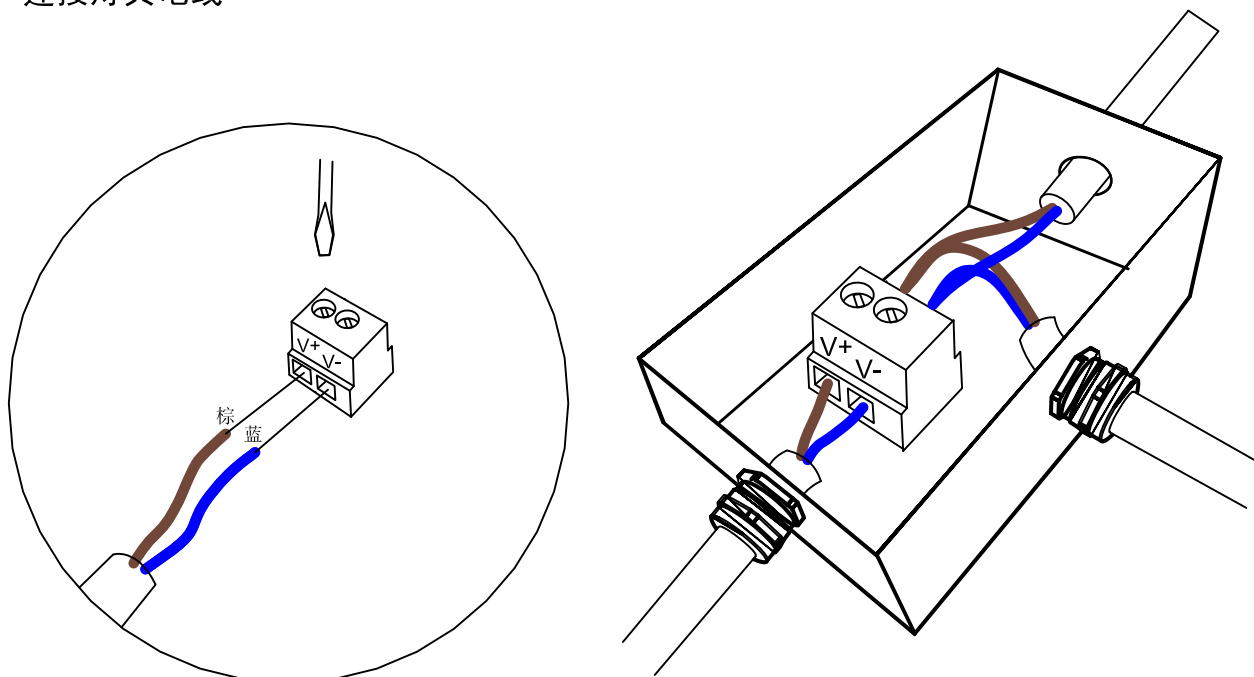


5 Drain Before Mounting 安装之前请先将水排干

6 Mount Fixture 安装灯具



7 Connect fixture cable 连接灯具电线



LED Underwater / LED 水下灯

BCPI70 LED400

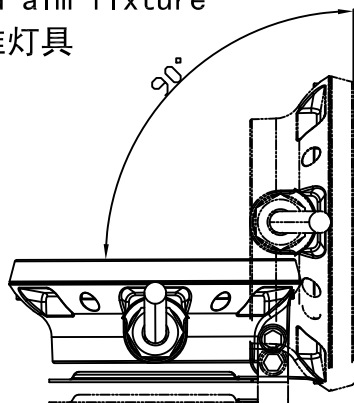
Mounting Instruction 安装说明

8 Turn the power ON

打开电源

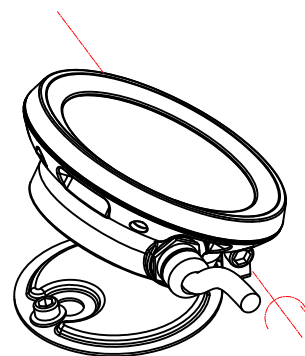
9 Rotate and aim fixture

旋转并对准灯具



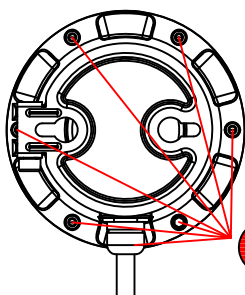
10 Lock fixtures in place

固定灯具



Do not look into beam

切勿直视光束



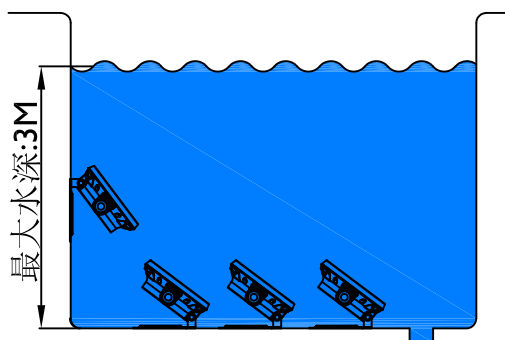
Do not loosen sealing bolts

请勿拧松密封螺栓



11 Fill

注水



Note: For use only when immersed in water!

注意：只能浸入水中使用！



Can be used in human occupied pool

适合于有人活动的游泳池



Philips Lighting Luminaires (Shanghai) Co., Ltd.
Address: No. 2688, Huyi Road, Jiading, Shanghai, China
Postalcode: 201801

飞利浦灯具（上海）有限公司

地址：中国上海市嘉定区马陆镇沪宜公路2688号

邮编：201801

PHILIPS