



Maxos LED inserts for TTX400 – efficiency champion with great payback

Maxos LED inserts for TTX400

Customers in the industrial and retail sectors are looking for general lighting solutions with a justifiable payback, while meeting all relevant norms for supermarkets and industry applications. For a limited investment, Maxos LED inserts for TTX400 offer best-in-class energy savings while delivering high lux levels at the required color temperatures and glare factors. The minimalistic Maxos LED inserts for TTX400 comprise exchangeable mid-power LED boards to be mounted on a standard TTX400 trunking rail. A choice of wide, medium and double asymmetric beam lenses means flexibility in light distribution. Compared with a conventional fluorescent installation, this highly efficient LED solution offers full payback in less than three years. And the benefits keep coming: our upgradable LED engine platform makes Maxos LED inserts for TTX400 a truly future-proof solution.

Benefits

- Substantial energy savings for a limited investment
- Comfortable light, long lifetime
- Compatibility with proven TTX400 trunking system

Maxos LED inserts for TTX400

Features

- Mid-power LED boards; exchangeable LED unit
- Up to 138 lm/W efficiency
- LED gear trays for T5 and TL-D-length trunkings (high lumen output); replacement LED gear trays with same lumen packages as installed T5 and TL-D solutions (lower wattage)
- Choice of medium, wide and double asymmetric beam lenses
- Compatible with our standard TTX400 rails for TL5 49 W and TL-D 58 W lengths

Application


- Industry
- Warehouses
- Supermarkets, DIY stores, electronics retailers, showrooms

Specifications

Type	4MX400
Light source	Philips Fortimo LEDline 3R
Power (+/-10%)	54,5 W (6600 lm, PSD) 43,5 W (5500 lm, PSD) 30,0 W (4000 lm, PSD) 53,5 W (6600 lm, PSU) 42,5 W (5500 lm, PSU) 29,0 W (4000 lm, PSU)
Beam angle	2 x 50° (wide beam) A20° (asymmetric) 2 x DA20° (double asymmetric) 2 x DA35° (double asymmetric)
Luminous flux	Up to 6600 lumen
Correlated Color Temperature	3000, 4000 or 5000 K
Color Rendering Index	> 80
Median useful life	70,000 hours
L70B50	
Median useful life	50,000 hours
L80B50	
Median useful life	25,000 hours
L90B50	


Driver failure rate	1% per 5000 hours
Average ambient temperature	+25 °C
Operating temperature range	-20 to +35 °C
Driver	Xitanium DALI, easy to replace
Power/Data supply	75 Watt (max power), programmable
Mains voltage	220-240 V / 50-60 Hz
Dimming	DALI dimmable and fixed output versions
Options	Emergency lighting: central (EL) or with battery (EL3)
Material	Gear tray: sheet metal Lens plate: PMMA
Colour	White (WH)
Connection	Electrical contact via standard TTX400 through-wiring connector
Maintenance	Via clicking out the gear unit from the rail
Installation	Fixation of the 4MX400 unit on the TTX400 trunking with springs Suspended or surface (ceiling) mounted
Remarks	No exchange of bare LED engines, only the complete 4MX400 unit (1.5 m in length)

Versions



Maxos LED inserts for TTX400

Product details



Application Conditions	
Ambient temperature range	-20 to +35 °C
Maximum dim level	1%
Suitable for random switching	Not applicable
Approval and Application	
Mech. impact protection code	IK02
Ingress protection code	IP20
Controls and Dimming	
Dimmable	Yes
Operating and Electrical	
Input Voltage	220-240 V
General Information	
Beam angle of light source	120 °
Cap-Base	-
CE mark	CE mark
Protection class IEC	Safety class I
Optical cover/lens type	PM
Driver included	Yes
ENEC mark	ENEC mark
Flammability mark	NO
Gear	-
Glow-wire test	Temperature 650 °C, duration 30 s
Light source replaceable	No
Number of gear units	1 unit
Number of light sources	1
UL mark	No
Initial Performance (IEC Compliant)	
Init. Colour Rendering Index	≥80
Luminous flux tolerance	+/-10%
Mechanical and Housing	
Colour	White

General Information

Order Code	Full Product Name	Emergency lighting	Lamp family code	Optic type	Product Family Code
97017199	4MX400 581 LED80S/840 PSD WB WH C-2R	No	LED80S	WB	4MX400
66249499	4MX400 581 LED40S/830 PSD NB WH	No	LED40S	NB	4MX400
66250099	4MX400 581 LED40S/830 PSD WB WH	No	LED40S	WB	4MX400
66251799	4MX400 581 LED40S/840 PSD NB WH	No	LED40S	NB	4MX400
66252499	4MX400 581 LED40S/840 PSD WB WH	No	LED40S	WB	4MX400
66253199	4MX400 581 LED55S/830 PSD NB WH	No	LED55S	NB	4MX400
66254899	4MX400 581 LED55S/830 PSD WB WH	No	LED55S	WB	4MX400
66255599	4MX400 581 LED55S/840 PSD NB WH	No	LED55S	NB	4MX400
66256299	4MX400 581 LED55S/840 PSD WB WH	No	LED55S	WB	4MX400
66321799	4MX400 581 LED40S/830 PSD DA20 WH	No	LED40S	DA20	4MX400
66322499	4MX400 581 LED40S/840 PSD DA20 WH	No	LED40S	DA20	4MX400
66323199	4MX400 581 LED55S/830 PSD DA20 WH	No	LED55S	DA20	4MX400
66324899	4MX400 581 LED55S/840 PSD DA20 WH	No	LED55S	DA20	4MX400
66660799	4MX400 581 LED66S/840 PSD DA20 WH	No	LED66S	DA20	4MX400
66903599	4MX400 581 LED55S/840 PSD A20 WH	No	LED55S	A20	4MX400
67275299	4MX400 581 LED80S/840 PSD NB WH	No	LED80S	NB	4MX400
67280699	4MX400 581 LED80S/840 PSD WB WH	No	LED80S	WB	4MX400
97087499	4MX433 581 LED55S/840 PSD WB WH C-2R	-	LED55S	WB	4MX433
66241899	4MX400 491 LED40S/830 PSD NB WH	No	LED40S	NB	4MX400
66242599	4MX400 491 LED40S/830 PSD WB WH	No	LED40S	WB	4MX400
66243299	4MX400 491 LED40S/840 PSD NB WH	No	LED40S	NB	4MX400
66244999	4MX400 491 LED40S/840 PSD WB WH	No	LED40S	WB	4MX400
66245699	4MX400 491 LED55S/830 PSD NB WH	No	LED55S	NB	4MX400
66246399	4MX400 491 LED55S/830 PSD WB WH	No	LED55S	WB	4MX400
66247099	4MX400 491 LED55S/840 PSD NB WH	No	LED55S	NB	4MX400
66248799	4MX400 491 LED55S/840 PSD WB WH	No	LED55S	WB	4MX400
66317099	4MX400 491 LED40S/830 PSD DA20 WH	No	LED40S	DA20	4MX400

Maxos LED inserts for TTX400

Order Code	Full Product Name	Emergency lighting	Lamp family code	Optic type	Product Family Code
66318799	4MX400 491 LED40S/840 PSD DA20 WH	No	LED40S	DA20	4MX400
66319499	4MX400 491 LED55S/830 PSD DA20 WH	No	LED55S	DA20	4MX400
66320099	4MX400 491 LED55S/840 PSD DA20 WH	No	LED55S	DA20	4MX400
66833599	4MX400 491 LED66S/840 PSD NB WH	No	LED66S	NB	4MX400
66834299	4MX400 491 LED66S/840 PSD WB WH	No	LED66S	WB	4MX400
66835999	4MX400 491 LED66S/840 PSD DA20 WH	No	LED66S	DA20	4MX400

Initial Performance (IEC Compliant) (1/2)

Order Code	Full Product Name	Initial chromaticity	Init. Corr. Colour Temperature	Initial LED luminaire efficacy	Initial luminous flux	Order Code	Full Product Name	Initial chromaticity	Init. Corr. Colour Temperature	Initial LED luminaire efficacy	Initial luminous flux
97017199	4MX400 581 LED80S/840 PSD WB WH C-2R	(0.38, 0.38) SDCM <3.5	4000 K	151 lm/W	8000 lm	66323199	4MX400 581 LED55S/830 PSD DA20 WH	(0.43, 0.40) SDCM <3.5	3000 K	157 lm/W	5500 lm
66249499	4MX400 581 LED40S/830 PSD NB WH	(0.43, 0.40) SDCM <3.5	3000 K	148 lm/W	4000 lm	66324899	4MX400 581 LED55S/840 PSD DA20 WH	(0.38, 0.38) SDCM <3.5	4000 K	167 lm/W	5500 lm
66250099	4MX400 581 LED40S/830 PSD WB WH	(0.43, 0.40) SDCM <3.5	3000 K	148 lm/W	4000 lm	66660799	4MX400 581 LED66S/840 PSD DA20 WH	(0.38, 0.38) SDCM <3.5	4000 K	161 lm/W	6600 lm
66251799	4MX400 581 LED40S/840 PSD NB WH	(0.38, 0.38) SDCM <3.5	4000 K	160 lm/W	4000 lm	66903599	4MX400 581 LED55S/840 PSD A20 WH	(0.38, 0.38) SDCM <3.5	4000 K	167 lm/W	5500 lm
66252499	4MX400 581 LED40S/840 PSD WB WH	(0.38, 0.38) SDCM <3.5	4000 K	160 lm/W	4000 lm	67275299	4MX400 581 LED80S/840 PSD NB WH	(0.38, 0.38) SDCM <3.5	4000 K	151 lm/W	8000 lm
66253199	4MX400 581 LED55S/830 PSD NB WH	(0.43, 0.40) SDCM <3.5	3000 K	157 lm/W	5500 lm	67280699	4MX400 581 LED80S/840 PSD WB WH	(0.38, 0.38) SDCM <3.5	4000 K	151 lm/W	8000 lm
66254899	4MX400 581 LED55S/830 PSD WB WH	(0.43, 0.40) SDCM <3.5	3000 K	157 lm/W	5500 lm	97087499	4MX433 581 LED55S/840 PSD WB WH C-2R	(0.38, 0.38) SDCM <3.5	4000 K	149 lm/W	5500 lm
66255599	4MX400 581 LED55S/840 PSD NB WH	(0.38, 0.38) SDCM <3.5	4000 K	167 lm/W	5500 lm	66241899	4MX400 491 LED40S/830 PSD NB WH	(0.43, 0.40) SDCM <3.5	3000 K	148 lm/W	4000 lm
66256299	4MX400 581 LED55S/840 PSD WB WH	(0.38, 0.38) SDCM <3.5	4000 K	167 lm/W	5500 lm	66242599	4MX400 491 LED40S/830 PSD WB WH	(0.43, 0.40) SDCM <3.5	3000 K	148 lm/W	4000 lm
66321799	4MX400 581 LED40S/830 PSD DA20 WH	(0.43, 0.40) SDCM <3.5	3000 K	148 lm/W	4000 lm	66243299	4MX400 491 LED40S/840 PSD NB WH	(0.38, 0.38) SDCM <3.5	4000 K	160 lm/W	4000 lm
66322499	4MX400 581 LED40S/840 PSD DA20 WH	(0.38, 0.38) SDCM <3.5	4000 K	160 lm/W	4000 lm	66244999	4MX400 491 LED40S/840 PSD WB WH	(0.38, 0.38) SDCM <3.5	4000 K	160 lm/W	4000 lm

Maxos LED inserts for TTX400

Order Code	Full Product Name	Initial chromaticity	Init. Corr. Colour Temperature	Initial LED luminaire efficacy	Initial luminous flux
66245699	4MX400 491 LED55S/830 PSD NB WH	(0.43, 0.40) SDCM <3.5	3000 K	157 lm/W	5500 lm
66246399	4MX400 491 LED55S/830 PSD WB WH	(0.43, 0.40) SDCM <3.5	3000 K	157 lm/W	5500 lm
66247099	4MX400 491 LED55S/840 PSD NB WH	(0.38, 0.38) SDCM <3.5	4000 K	167 lm/W	5500 lm
66248799	4MX400 491 LED55S/840 PSD WB WH	(0.38, 0.38) SDCM <3.5	4000 K	167 lm/W	5500 lm
66317099	4MX400 491 LED40S/830 PSD DA20 WH	(0.43, 0.40) SDCM <3.5	3000 K	148 lm/W	4000 lm
66318799	4MX400 491 LED40S/840 PSD DA20 WH	(0.38, 0.38) SDCM <3.5	4000 K	160 lm/W	4000 lm

Order Code	Full Product Name	Initial chromaticity	Init. Corr. Colour Temperature	Initial LED luminaire efficacy	Initial luminous flux
66319499	4MX400 491 LED55S/830 PSD DA20 WH	(0.43, 0.40) SDCM <3.5	3000 K	157 lm/W	5500 lm
66320099	4MX400 491 LED55S/840 PSD DA20 WH	(0.38, 0.38) SDCM <3.5	4000 K	167 lm/W	5500 lm
66833599	4MX400 491 LED66S/840 PSD NB WH	(0.38, 0.38) SDCM <3.5	4000 K	161 lm/W	6600 lm
66834299	4MX400 491 LED66S/840 PSD WB WH	(0.38, 0.38) SDCM <3.5	4000 K	161 lm/W	6600 lm
66835999	4MX400 491 LED66S/840 PSD DA20 WH	(0.38, 0.38) SDCM <3.5	4000 K	161 lm/W	6600 lm

Initial Performance (IEC Compliant) (2/2)

Order Code	Full Product Name	Initial input power
97017199	4MX400 581 LED80S/840 PSD WB WH C-2R	53 W
66249499	4MX400 581 LED40S/830 PSD NB WH	27 W
66250099	4MX400 581 LED40S/830 PSD WB WH	27 W
66251799	4MX400 581 LED40S/840 PSD NB WH	25 W
66252499	4MX400 581 LED40S/840 PSD WB WH	25 W
66253199	4MX400 581 LED55S/830 PSD NB WH	35 W
66254899	4MX400 581 LED55S/830 PSD WB WH	35 W
66255599	4MX400 581 LED55S/840 PSD NB WH	33 W
66256299	4MX400 581 LED55S/840 PSD WB WH	33 W
66321799	4MX400 581 LED40S/830 PSD DA20 WH	27 W
66322499	4MX400 581 LED40S/840 PSD DA20 WH	25 W
66323199	4MX400 581 LED55S/830 PSD DA20 WH	35 W
66324899	4MX400 581 LED55S/840 PSD DA20 WH	33 W
66660799	4MX400 581 LED66S/840 PSD DA20 WH	41 W
66903599	4MX400 581 LED55S/840 PSD A20 WH	33 W
67275299	4MX400 581 LED80S/840 PSD NB WH	53 W
67280699	4MX400 581 LED80S/840 PSD WB WH	53 W

Order Code	Full Product Name	Initial input power
97087499	4MX433 581 LED55S/840 PSD WB WH C-2R	37 W
66241899	4MX400 491 LED40S/830 PSD NB WH	27 W
66242599	4MX400 491 LED40S/830 PSD WB WH	27 W
66243299	4MX400 491 LED40S/840 PSD NB WH	25 W
66244999	4MX400 491 LED40S/840 PSD WB WH	25 W
66245699	4MX400 491 LED55S/830 PSD NB WH	35 W
66246399	4MX400 491 LED55S/830 PSD WB WH	35 W
66247099	4MX400 491 LED55S/840 PSD NB WH	33 W
66248799	4MX400 491 LED55S/840 PSD WB WH	33 W
66317099	4MX400 491 LED40S/830 PSD DA20 WH	27 W
66318799	4MX400 491 LED40S/840 PSD DA20 WH	25 W
66319499	4MX400 491 LED55S/830 PSD DA20 WH	35 W
66320099	4MX400 491 LED55S/840 PSD DA20 WH	33 W
66833599	4MX400 491 LED66S/840 PSD NB WH	41 W
66834299	4MX400 491 LED66S/840 PSD WB WH	41 W
66835999	4MX400 491 LED66S/840 PSD DA20 WH	41 W

Mechanical and Housing

Order Code	Full Product Name	Trunking length
97017199	4MX400 581 LED80S/840 PSD WB WH C-2R	581
66249499	4MX400 581 LED40S/830 PSD NB WH	581
66250099	4MX400 581 LED40S/830 PSD WB WH	581
66251799	4MX400 581 LED40S/840 PSD NB WH	581
66252499	4MX400 581 LED40S/840 PSD WB WH	581
66253199	4MX400 581 LED55S/830 PSD NB WH	581


Order Code	Full Product Name	Trunking length
66254899	4MX400 581 LED55S/830 PSD WB WH	581
66255599	4MX400 581 LED55S/840 PSD NB WH	581
66256299	4MX400 581 LED55S/840 PSD WB WH	581
66321799	4MX400 581 LED40S/830 PSD DA20 WH	581
66322499	4MX400 581 LED40S/840 PSD DA20 WH	581
66323199	4MX400 581 LED55S/830 PSD DA20 WH	581

Maxos LED inserts for TTX400


Order Code	Full Product Name	Trunking length
66324899	4MX400 581 LED55S/840 PSD DA20 WH	581
66660799	4MX400 581 LED66S/840 PSD DA20 WH	581
66903599	4MX400 581 LED55S/840 PSD A20 WH	581
67275299	4MX400 581 LED80S/840 PSD NB WH	581
67280699	4MX400 581 LED80S/840 PSD WB WH	581
97087499	4MX433 581 LED55S/840 PSD WB WH C-2R	581
66241899	4MX400 491 LED40S/830 PSD NB WH	491
66242599	4MX400 491 LED40S/830 PSD WB WH	491
66243299	4MX400 491 LED40S/840 PSD NB WH	491
66244999	4MX400 491 LED40S/840 PSD WB WH	491
66245699	4MX400 491 LED55S/830 PSD NB WH	491

Order Code	Full Product Name	Trunking length
66246399	4MX400 491 LED55S/830 PSD WB WH	491
66247099	4MX400 491 LED55S/840 PSD NB WH	491
66248799	4MX400 491 LED55S/840 PSD WB WH	491
66317099	4MX400 491 LED40S/830 PSD DA20 WH	491
66318799	4MX400 491 LED40S/840 PSD DA20 WH	491
66319499	4MX400 491 LED55S/830 PSD DA20 WH	491
66320099	4MX400 491 LED55S/840 PSD DA20 WH	491
66833599	4MX400 491 LED66S/840 PSD NB WH	491
66834299	4MX400 491 LED66S/840 PSD WB WH	491
66835999	4MX400 491 LED66S/840 PSD DA20 WH	491


Polar Wide Diagrams




IFPS_4MX400 G3 491 1xLED40S/830 PSD NB-
Polar Normal (separate)




IFPS_4MX400 G3 491 1xLED55S/830 PSD NB-
Polar Normal (separate)




IFPS_4MX400 G3 491 1xLED55S/840 PSD NB-
Polar Normal (separate)



IFPS_4MX400 G3 491 1xLED66S/830 PSD NB-
Polar Normal (separate)




IFPS_4MX400 G3 491 1xLED66S/840 PSD NB-
Polar Normal (separate)




IFPS_4MX400 G3 491 1xLED80S/830 PSD NB-
Polar Normal (separate)

Maxos LED inserts for TTX400


Polar Wide Diagrams




IFPS_4MX400 491 1xLED40S/830 PSD NB-
Polar Normal (separate)




IFPS_4MX400 491 1xLED55S/830 PSD NB-
Polar Normal (separate)




IFPS_4MX400 G3 491 1xLED55S/830 PSD WB-
Polar Normal (separate)




IFPS_4MX400 G3 491 1xLED66S/840 PSD WB-
Polar Normal (separate)




IFPS_4MX400 G3 491 1xLED80S/830 PSD WB-
Polar Normal (separate)




IFPS_4MX400 G2 491 1xLED40S/840 PSD NB-
Polar Normal (separate)



IFPS_4MX400 G3 581 1xLED40S/830 PSD NB-
Polar Normal (separate)




IFPS_4MX400 G3 581 1xLED40S/840 PSD NB-
Polar Normal (separate)




IFPS_4MX400 G3 581 1xLED55S/830 PSD NB-
Polar Normal (separate)

Maxos LED inserts for TTX400


Polar Wide Diagrams




IFPS_4MX400 G3 581 1xLED55S/840 PSD NB-
Polar Normal (separate)




IFPS_4MX400 G3 581 1xLED66S/830 PSD NB-
Polar Normal (separate)




IFPS_4MX400 G3 581 1xLED80S/830 PSD NB-
Polar Normal (separate)




IFPS_4MX400 G3 581 1xLED80S/840 PSD NB-
Polar Normal (separate)




IFPS_4MX400 581 1xLED40S/830 PSD NB-
Polar Normal (separate)




IFPS_4MX400 581 1xLED55S/830 PSD NB-
Polar Normal (separate)



IFPS_4MX400 G3 581 1xLED40S/840 PSD WB-
Polar Normal (separate)




IFPS_4MX400 G3 581 1xLED55S/840 PSD WB-
Polar Normal (separate)




IFPS_4MX400 G3 581 1xLED66S/830 PSD WB-
Polar Normal (separate)

Maxos LED inserts for TTX400


Polar Wide Diagrams




IFPS_4MX400 G3 581 1xLED66S/840 PSD WB-Polar Normal (separate)




IFPS_4MX400 G3 581 1xLED80S/830 PSD WB-Polar Normal (separate)




IFPS_4MX400 581 1xLED40S/830 PSD WB-Polar Normal (separate)




IFPS_4MX400 G2 581 1xLED55S/840 PSD NB-Polar Normal (separate)




IFPS_4MX400 G2 581 1xLED66S/840 PSD NB-Polar Normal (separate)




IFPS_4MX400 G2 581 1xLED55S/840 PSD WB-Polar Normal (separate)



IFPS_4MX400 G2 581 1xLED66S/840 PSD WB-Polar Normal (separate)




IFPS_4MX400 G3 491 1xLED40S/840 PSD DA-Polar Normal (separate)




IFPS_4MX400 G3 491 1xLED55S/840 PSD DA-Polar Normal (separate)

Maxos LED inserts for TTX400


Polar Wide Diagrams




IFPS_4MX400 G3 491 1xLED66S/830 PSD DA-Polar Normal (separate)




IFPS_4MX400 G3 491 1xLED80S/830 PSD DA-Polar Normal (separate)




IFPS_4MX400 G3 491 1xLED80S/840 PSD DA-Polar Normal (separate)




IFPS_4MX400 491 1xLED40S/830 PSD DA-Polar Normal (separate)




IFPS_4MX400 491 1xLED55S/830 PSD DA-Polar Normal (separate)




IFPS_4MX400 G2 491 1xLED55S/840 PSD DA-Polar Normal (separate)



IFPS_4MX400 G3 581 1xLED55S/840 PSD DA-Polar Normal (separate)




IFPS_4MX400 G3 581 1xLED66S/830 PSD DA-Polar Normal (separate)




IFPS_4MX400 G3 581 1xLED66S/840 PSD DA-Polar Normal (separate)

Maxos LED inserts for TTX400


Polar Wide Diagrams




IFPS_4MX400 G3 581 1xLED80S/830 PSD DA-Polar Normal (separate)




IFPS_4MX400 G3 581 1xLED80S/840 PSD DA-Polar Normal (separate)




IFPS_4MX400 581 1xLED40S/830 PSD DA-Polar Normal (separate)




IFPS_4MX400 G2 581 1xLED40S/840 PSD DA-Polar Normal (separate)




IFPS_4MX400 G2 581 1xLED55S/840 PSD DA-Polar Normal (separate)




IFPS_4MX400 G2 581 1xLED66S/840 PSD DA-Polar Normal (separate)



IFPS_4MX400 G3 581 1xLED40S/840 PSD A20-Polar Normal (separate)




IFPS_4MX400 G3 581 1xLED55S/830 PSD A20-Polar Normal (separate)




IFPS_4MX400 G3 581 1xLED55S/840 PSD A20-Polar Normal (separate)

Maxos LED inserts for TTX400

Polar Wide Diagrams



IFPS_4MX400 G3 581 1xLED80S/830 PSD A20-
Polar Normal (separate)



IFPS_4MX400 G2 581 1xLED55S/840 PSD A20-
Polar Normal (separate)

