



Perfect sparkle, trendy design

MasterColor CDM-R111 Elite

MasterColor CDM-R111 Elite combines the trendy look of 111 mm aluminum-reflector halogen lamps with the long life, high energy efficiency and crisp white light of MasterColor CDM.

Benefits

- Crisp white sparkling light
- Easy installation
- Less glare, comfort for shoppers and staff

Features

- High lamp efficacy
- Long lamp lifetime compared to incandescent and halogen lamps
- The ceramic discharge tube is optimally positioned and stable in the reflector
- UV-block burner capsule
- Anti-glare cap design

Application

- Accent and decorative lighting: display lighting with sparkling, theatrical effects, even in surroundings with very high background ambient light levels, such as shops windows
- General lighting: in downlighters, a warm and comfortable atmosphere can be created

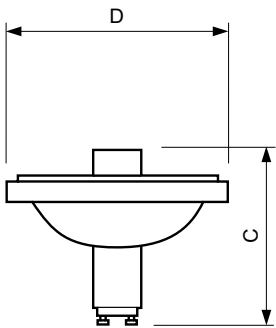
MasterColor CDM-R111 Elite

Versions



CDM-R111 Elite GX8.5

Dimensional drawing



| Product | D (max) | C (max) |
|--|---------|---------|
| MASTERColor CDM-R111 Elite 35W/930 GX8.5 24D | 111 mm | 95 mm |
| MASTERColor CDM-R111 Elite 35W/930 GX8.5 10D | 111 mm | 95 mm |
| MASTERColor CDM-R111 Elite 70W/930 GX8.5 24D | 111 mm | 95 mm |

MasterColor CDM-R111 Elite

Controls and Dimming

| | |
|----------|----|
| Dimmable | No |
|----------|----|

Operating and Electrical

| | |
|---------------------------------|--------|
| Voltage (Nom) | 89 V |
| Re-ignition Time (Min) (Max) | 15 min |
| Warm Up Time To 60% Light (Nom) | 120 s |

General Information

| | |
|----------------------------|-----------|
| Cap-Base | GX8.5 |
| Life To 20% Failures (Nom) | 10500 h |
| Life To 50% Failures (Nom) | 12000 h |
| Life To 5% Failures (Nom) | 8000 h |
| Operating Position | Universal |
| Switching Cycle | 1050X |

Light Technical

| | |
|---------------------------------------|-----------------|
| Color Code | 930 |
| Color Designation | Warm White (WW) |
| Correlated Color Temperature (Nom) | 3000 K |
| Llmf At End Of Nominal Lifetime (Nom) | 70 % |
| Lumen Maintenance 12000 h (Nom) | 70 % |
| Lumen Maintenance 2000 h (Nom) | 90 % |
| Lumen Maintenance 4000 h (Nom) | 85 % |

Mechanical and Housing

| | |
|-------------|-----------|
| Bulb Finish | Reflector |
| Bulb Shape | R111 |

Approval and Application

| Order Code | Full Product Name | Energy Consumption kWh/1000 h | Energy | |
|------------|--|-------------------------------|------------------------|----------------------------|
| | | | Efficiency Label (EEL) | Mercury (Hg) Content (Nom) |
| 430728 | MASTERColor CDM-R111 Elite 35W/930 GX8.5 10D | 43 kWh | B | 4.7 mg |
| 430736 | MASTERColor CDM-R111 Elite 35W/930 GX8.5 24D | 43 kWh | A | 4.7 mg |
| 430769 | MASTERColor CDM-R111 Elite 70W/930 GX8.5 24D | 80 kWh | A | 6.6 mg |

Operating and Electrical

| Order Code | Full Product Name | Lamp | | | Power (Rated) (Nom) |
|------------|--|--------------------|---------------|---------------|---------------------|
| | | Current (EM) (Nom) | Voltage (Max) | Voltage (Min) | |
| 430728 | MASTERColor CDM-R111 Elite 35W/930 GX8.5 10D | 0.440 A | 97 V | 81 V | 39 W |
| 430736 | MASTERColor CDM-R111 Elite 35W/930 GX8.5 24D | 0.440 A | 97 V | 81 V | 39 W |

| Order Code | Full Product Name | Lamp | | | Power (Rated) (Nom) |
|------------|--|--------------------|---------------|---------------|---------------------|
| | | Current (EM) (Nom) | Voltage (Max) | Voltage (Min) | |
| 430769 | MASTERColor CDM-R111 Elite 70W/930 GX8.5 24D | - | 98 V | 80 V | 73.0 W |

General Information

| Order Code | Full Product Name | Life To 10% Failures (Nom) |
|------------|--|----------------------------|
| 430728 | MASTERColor CDM-R111 Elite 35W/930 GX8.5 10D | 5500 h |
| 430736 | MASTERColor CDM-R111 Elite 35W/930 GX8.5 24D | 5500 h |

| Order Code | Full Product Name | Life To 10% Failures (Nom) |
|------------|--|----------------------------|
| 430769 | MASTERColor CDM-R111 Elite 70W/930 GX8.5 24D | 9500 h |

Light Technical (1/2)

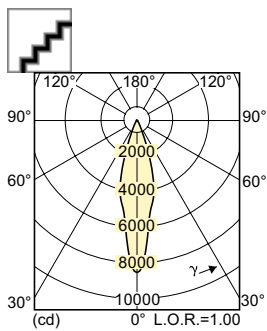
MasterColor CDM-R111 Elite

| Order Code | Full Product Name | Beam Angle (Nom) | Beam Description | Chromaticity Coordinate X (Nom) | Chromaticity Coordinate Y (Nom) |
|------------|--|------------------|------------------|---------------------------------|---------------------------------|
| 430728 | MASTERColor CDM-R111 Elite 35W/930 GX8.5 10D | 10° | Spot | 0.432 | 0.392 |
| 430736 | MASTERColor CDM-R111 Elite 35W/930 GX8.5 24D | 24° | Narrow Flood | 0.432 | 0.392 |


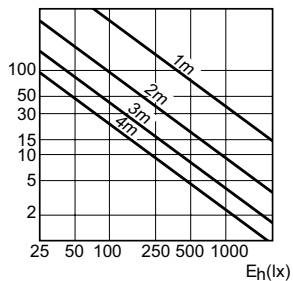
| Order Code | Full Product Name | Beam Angle (Nom) | Beam Description | Chromaticity Coordinate X (Nom) | Chromaticity Coordinate Y (Nom) |
|------------|--|------------------|------------------|---------------------------------|---------------------------------|
| 430769 | MASTERColor CDM-R111 Elite 70W/930 GX8.5 24D | 24° | Narrow Flood | 0.441 | 0.397 |

Light Technical (2/2)


| Order Code | Full Product Name | Color Rendering Index (Min) | Color Rendering Index (Nom) | Luminous Efficacy (rated) (Nom) | Design Mean Lumens | Luminous Intensity (Min) | Luminous Intensity (Nom) |
|------------|--|-----------------------------|-----------------------------|---------------------------------|--------------------|--------------------------|--------------------------|
| 430728 | MASTERColor CDM-R111 Elite 35W/930 GX8.5 10D | 87 | 90 | 37 lm/W | 1200 lm | 27000 cd | 36000 cd |
| 430736 | MASTERColor CDM-R111 Elite 35W/930 GX8.5 24D | 87 | 90 | 46 lm/W | 1500 lm | 6500 cd | 8500 cd |
| 430769 | MASTERColor CDM-R111 Elite 70W/930 GX8.5 24D | 89 | 92 | 50 lm/W | 3100 lm | 12000 cd | 16000 cd |



Accent Diagrams





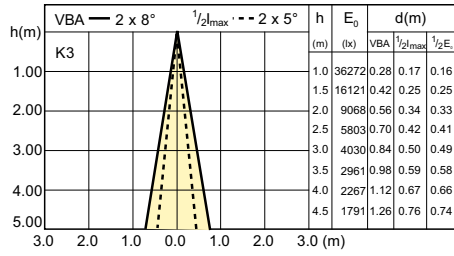
LDAC_CDMR111E_0002-Accent diagram



LDAC_CDMR111E_0008-Accent diagram

MasterColor CDM-R111 Elite

Beam Diagrams



LDBE_CDMR111E_0001-Beam diagram

LDBE_CDMR111E_0002-Beam diagram

LDBE_CDMR111E_0008-Beam diagram

