



Simply irresistible. Superior light quality from start to finish

MasterColor CDM-R Elite

The Elite family is at the very top of the MasterColor CDM range, and gives a unique combination of unbeatable light quality and consistent performance over lifetime, while keeping running costs low. MasterColor metal halide lamps deliver consistent white light and higher color rendering than any standard metal halide source for architectural lighting. MasterColor CDM Elite PAR30L lamps deliver similar performance as the MasterColor Elite family lamps in the familiar PAR30L shape.

Benefits

- Energy-efficient alternative to incandescent, halogen and standard MasterColor PAR30L lamps.
- Improved lumen maintenance over standard metal halide and standard MasterColor PAR30L lamps.
- Lamp to lamp color consistency over life.

Features

- Exceptional color rendering and superior color stability -- within +/- 200 K, CRI 90, 3000 K
- Low mercury, no lead; ALTO-compliant
- Operates on existing electronic and electromagnetic ballasts
- Features FadeBlock™—an integrated UV-blocking medium for reduced fading of fabrics and paintings
- Available in 35 and 70 W versions

Application

- Ideal for display and accent lighting in retail and architectural lighting for interior and exterior applications.

MasterColor CDM-R Elite

Versions

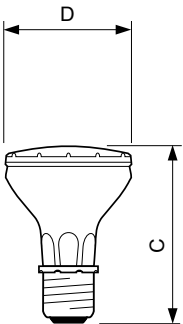
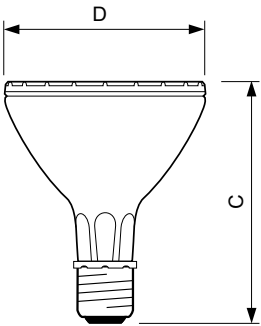


CDM-R Elite 30W /930, /942 E27 PAR20



CDM-R Elite /930, /942 E27 PAR30L

Dimensional drawing



Product	D (max)	C (max)
MASTERColour CDM-R Elite 70W/930 E27 PAR30L 40D	97 mm	123 mm
MASTERColour CDM-R Elite 70W/930 E27 PAR30L 30D	97 mm	123 mm
MASTERColour CDM-R Elite 70W/930 E27 PAR30L 10D	97 mm	123 mm
MASTERColour CDM-R Elite 35W/930 E27 PAR30L 30D	97 mm	123 mm
MASTERColour CDM-R Elite 35W/930 E27 PAR30L 10D	97 mm	123 mm

Product	D (max)	C (max)
MASTERColour CDM-R Elite 35W/930 E27 PAR20 30D	65 mm	95 mm
MASTERColour CDM-R Elite 35W/930 E27 PAR20 10D	65 mm	95 mm

MasterColor CDM-R Elite

Approval and Application

Energy Efficiency Label (EEL)	A
-------------------------------	---

Controls and Dimming

Dimmable	No
----------	----

Operating and Electrical

Re-Ignition Time (Min) (Max)	15 min
Warm Up Time To 60% Light (Nom)	120 s

General Information

Cap-Base	E27
Life To 20% Failures (Nom)	12000 h
Life To 50% Failures (Nom)	15000 h
Life To 5% Failures (Nom)	9000 h
Operating Position	UNIVERSAL
Switching Cycle	1350X

Luminaire Design Requirements

Bulb Temperature (Max)	300 °C
------------------------	--------

Light Technical

Color Code	930
Color Designation	Warm White (WW)
Correlated Color Temperature (Nom)	3000 K
Llmf At End Of Nominal Lifetime (Nom)	80 %
Lumen Maintenance 12000 h (Nom)	82 %
Lumen Maintenance 2000 h (Nom)	94 %
Lumen Maintenance 4000 h (Nom)	90 %

Mechanical and Housing

Bulb Finish	Clear (CL)
-------------	------------

Approval and Application

Order Code	Full Product Name	Energy Consumption kWh/1000 h	Mercury (Hg) Content (Nom)
65155000	MASTERColour CDM-R Elite 35W/930 E27 PAR20 10D	43 kWh	4.7 mg
65157400	MASTERColour CDM-R Elite 35W/930 E27 PAR20 30D	43 kWh	4.7 mg
24192800	MASTERColour CDM-R Elite 35W/930 E27 PAR30L 10D	43 kWh	4.7 mg
24194200	MASTERColour CDM-R Elite 35W/930 E27 PAR30L 30D	43 kWh	4.7 mg
24186700	MASTERColour CDM-R Elite 70W/930 E27 PAR30L 10D	80 kWh	6.6 mg
24188100	MASTERColour CDM-R Elite 70W/930 E27 PAR30L 30D	80 kWh	6.6 mg
24190400	MASTERColour CDM-R Elite 70W/930 E27 PAR30L 40D	80 kWh	6.6 mg

Operating and Electrical (1/2)

Order Code	Full Product Name	Lamp			
		Current (EM) (Nom)	Voltage (Max)	Voltage (Min)	Voltage (Nom)
65155000	MASTERColour CDM-R Elite 35W/930 E27 PAR20 10D	-	96 V	80 V	88 V
65157400	MASTERColour CDM-R Elite 35W/930 E27 PAR20 30D	-	96 V	80 V	88 V
24192800	MASTERColour CDM-R Elite 35W/930 E27 PAR30L 10D	0.450 A	96 V	80 V	88 V
24194200	MASTERColour CDM-R Elite 35W/930 E27 PAR30L 30D	0.450 A	96 V	80 V	88 V

Order Code	Full Product Name	Lamp			
		Current (EM) (Nom)	Voltage (Max)	Voltage (Min)	Voltage (Nom)
24186700	MASTERColour CDM-R Elite 70W/930 E27 PAR30L 10D	-	93 V	79 V	86 V
24188100	MASTERColour CDM-R Elite 70W/930 E27 PAR30L 30D	-	93 V	79 V	86 V
24190400	MASTERColour CDM-R Elite 70W/930 E27 PAR30L 40D	-	93 V	79 V	86 V

MasterColor CDM-R Elite

Operating and Electrical (2/2)

Order Code	Full Product Name	Power (Rated) (Nom)
65155000	MASTERColour CDM-R Elite 35W/930 E27 PAR20 10D	39.0 W
65157400	MASTERColour CDM-R Elite 35W/930 E27 PAR20 30D	39.0 W
24192800	MASTERColour CDM-R Elite 35W/930 E27 PAR30L 10D	39 W
24194200	MASTERColour CDM-R Elite 35W/930 E27 PAR30L 30D	39 W

Order Code	Full Product Name	Power (Rated) (Nom)
24186700	MASTERColour CDM-R Elite 70W/930 E27 PAR30L 10D	73.0 W
24188100	MASTERColour CDM-R Elite 70W/930 E27 PAR30L 30D	73.0 W
24190400	MASTERColour CDM-R Elite 70W/930 E27 PAR30L 40D	73.0 W

General Information

Order Code	Full Product Name	Life To 10% Failures (Nom)
65155000	MASTERColour CDM-R Elite 35W/930 E27 PAR20 10D	5500 h
65157400	MASTERColour CDM-R Elite 35W/930 E27 PAR20 30D	5500 h
24192800	MASTERColour CDM-R Elite 35W/930 E27 PAR30L 10D	5500 h
24194200	MASTERColour CDM-R Elite 35W/930 E27 PAR30L 30D	5500 h

Order Code	Full Product Name	Life To 10% Failures (Nom)
24186700	MASTERColour CDM-R Elite 70W/930 E27 PAR30L 10D	6500 h
24188100	MASTERColour CDM-R Elite 70W/930 E27 PAR30L 30D	6500 h
24190400	MASTERColour CDM-R Elite 70W/930 E27 PAR30L 40D	6500 h

Light Technical (1/2)

Order Code	Full Product Name	Beam		Chromaticity	
		Angle (Nom)	Beam Description	Coordinate X (Nom)	Coordinate Y (Nom)
65155000	MASTERColour CDM-R Elite 35W/930 E27 PAR20 10D	10 °	Spot	0.437	0.400
65157400	MASTERColour CDM-R Elite 35W/930 E27 PAR20 30D	30 °	Flood	0.437	0.400
24192800	MASTERColour CDM-R Elite 35W/930 E27 PAR30L 10D	10 °	Spot	0.437	0.400
24194200	MASTERColour CDM-R Elite 35W/930 E27 PAR30L 30D	30 °	Flood	0.437	0.400

Order Code	Full Product Name	Beam		Chromaticity	
		Angle (Nom)	Beam Description	Coordinate X (Nom)	Coordinate Y (Nom)
24186700	MASTERColour CDM-R Elite 70W/930 E27 PAR30L 10D	10 °	Spot	0.443	0.402
24188100	MASTERColour CDM-R Elite 70W/930 E27 PAR30L 30D	30 °	Flood	0.443	0.402
24190400	MASTERColour CDM-R Elite 70W/930 E27 PAR30L 40D	40 °	Flood	0.443	0.402

Light Technical (2/2)

Order Code	Full Product Name	Color Rendering	Color Rendering	Luminous		
		Index (Min)	Index (Nom)	Efficacy (rated) (Nom)	Design Mean Lumens	Luminous Intensity (Nom)
65155000	MASTERColour CDM-R Elite 35W/930 E27 PAR20 10D	88	91	60 lm/W	2040 lm	23000 cd

Order Code	Full Product Name	Color Rendering	Color Rendering	Luminous		
		Index (Min)	Index (Nom)	Efficacy (rated) (Nom)	Design Mean Lumens	Luminous Intensity (Nom)
65157400	MASTERColour CDM-R Elite 35W/930 E27 PAR20 30D	88	91	61 lm/W	2040 lm	6500 cd

MasterColor CDM-R Elite

Order Code	Full Product Name	Color Rendering	Color Rendering	Luminous Efficacy	Design Mean	Luminous Intensity
		Index (Min)	Index (Nom)	(rated) (Nom)	Lumens	(Nom)
24192800	MASTERCoulour CDM-R Elite 35W/930 E27 PAR30L 10D	88	91	69 lm/W	2000 lm	49000 cd
24194200	MASTERCoulour CDM-R Elite 35W/930 E27 PAR30L 30D	88	91	69 lm/W	2000 lm	8000 cd
24186700	MASTERCoulour CDM-R Elite	89	92	70 lm/W	3800 lm	61000 cd

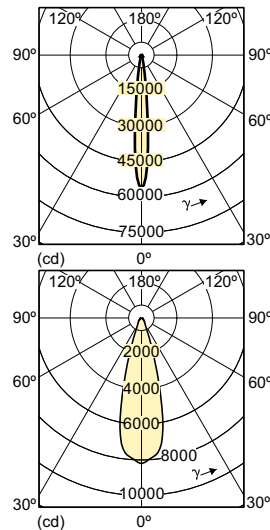
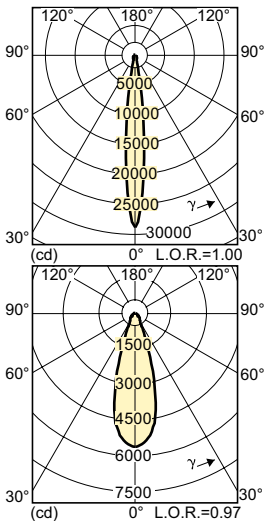
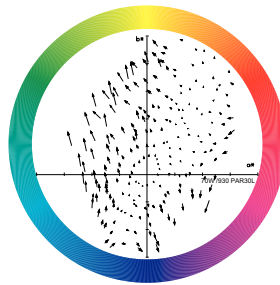
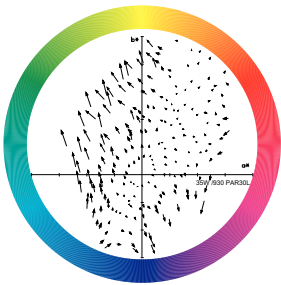
Order Code	Full Product Name	Color Rendering	Color Rendering	Luminous Efficacy	Design Mean	Luminous Intensity
		Index (Min)	Index (Nom)	(rated) (Nom)	Lumens	(Nom)
	70W/930 E27 PAR30L 10D					
24188100	MASTERCoulour CDM-R Elite 70W/930 E27 PAR30L 30D	89	92	70 lm/W	3800 lm	14000 cd
24190400	MASTERCoulour CDM-R Elite 70W/930 E27 PAR30L 40D	89	92	70 lm/W	3800 lm	10300 cd

Mechanical and Housing

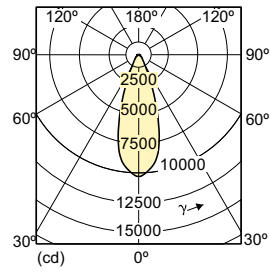
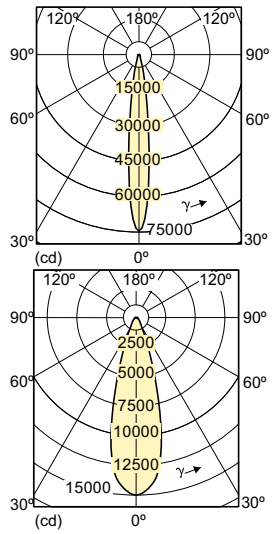
Order Code	Full Product Name	Bulb Shape
65155000	MASTERCoulour CDM-R Elite 35W/930 E27 PAR20 10D	PAR20
65157400	MASTERCoulour CDM-R Elite 35W/930 E27 PAR20 30D	PAR20
24192800	MASTERCoulour CDM-R Elite 35W/930 E27 PAR30L 10D	PAR30L
24194200	MASTERCoulour CDM-R Elite 35W/930 E27 PAR30L 30D	PAR30L

Order Code	Full Product Name	Bulb Shape
24186700	MASTERCoulour CDM-R Elite 70W/930 E27 PAR30L 10D	PAR30L
24188100	MASTERCoulour CDM-R Elite 70W/930 E27 PAR30L 30D	PAR30L
24190400	MASTERCoulour CDM-R Elite 70W/930 E27 PAR30L 40D	PAR30L

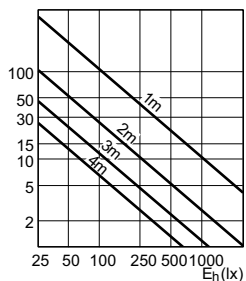
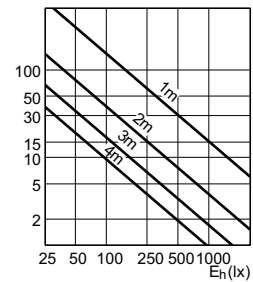
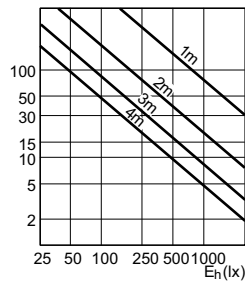
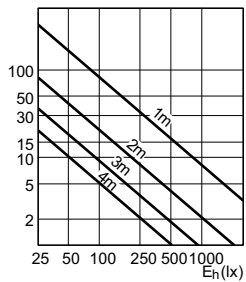
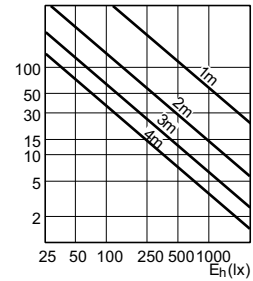
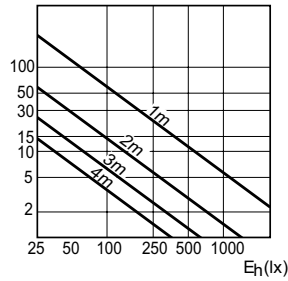
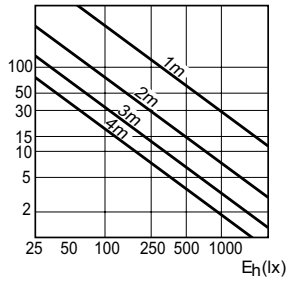
Colour Rendering Diagrams



MasterColor CDM-R Elite

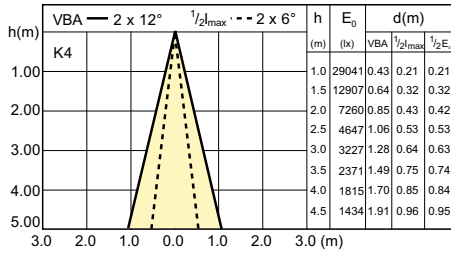


Accent Diagrams

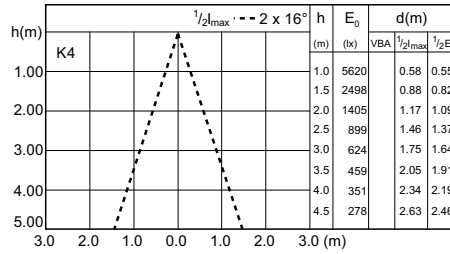


MasterColor CDM-R Elite

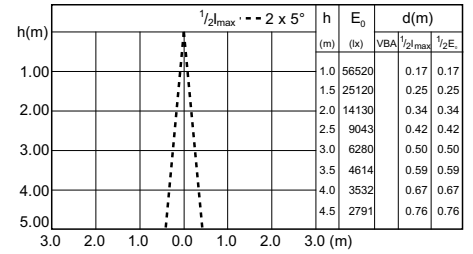
Beam Diagrams



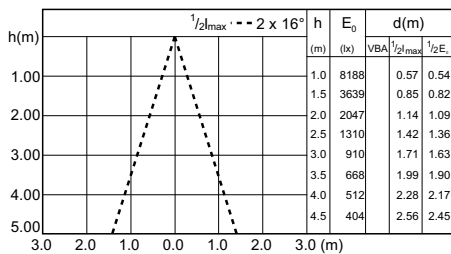
LDBE_CDM-R-E_0015-Beam diagram



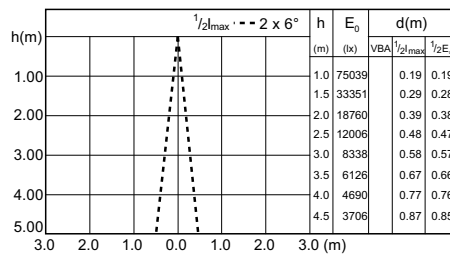
LDBE_CDM-R-E_0016-Beam diagram



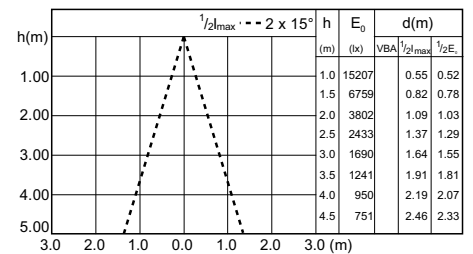
LDBE_CDM-R-E_0002-Beam diagram



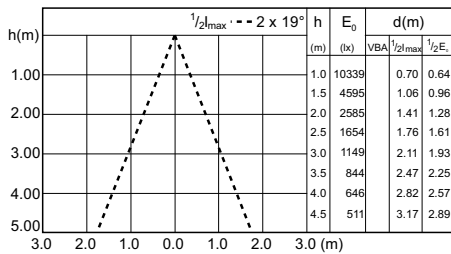
LDBE_CDM-R-E_0001-Beam diagram



LDBE_CDM-R-E_0003-Beam diagram



LDBE_CDM-R-E_0004-Beam diagram



LDBE_CDM-R-E_0005-Beam diagram

