



# AspiraVision Compact (35, 50 & 70 W) for CDM – The smart electronic gear

## AspiraVision Compact for CDM

AspiraVision is the mark of excellence in HID electronic gear technology – high-end, compact, lightweight and easy to use, with added features for optimal performance of 35, 50 and 70 W CDM lamps. The recently added switching function provides maximum flexibility for users by integrating three different wattage choices into a single driver.

### Benefits

- SOFT START allows installation with fewer circuit breakers; Loop Through allows faster, cost-efficient installation
- Longer lifetime
- Driver can be set to 35, 50 or 70 W with the integrated switch, which means there is no need to replace the driver if the installation requires lower or higher-wattage lamps in the future

### Features

- SOFT START
- Loop Through (in independent version)
- Improved thermal performance
- Low electromagnetic interference
- Voltage drop detection

### Application

- Accent and decorative lighting for shops, public spaces, lobbies and offices
- Suitable for indoor use only

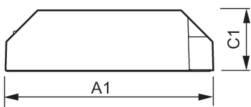
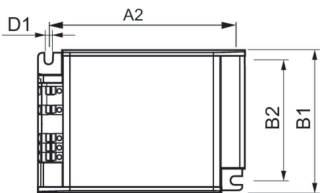
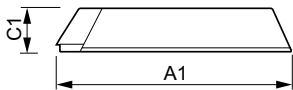
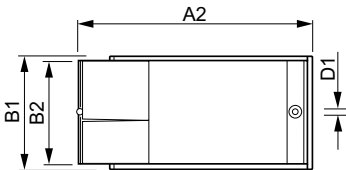
# AspiraVision Compact for CDM

## Versions



GPPR IAVC 0002

## Dimensional drawing



Product	D1	C1	A1	A2	B1
HID-AV C 35-70 /I CDM 220-240V 50/60Hz	4.8 mm	34.7 mm	189.2 mm	170.7 mm	83.5 mm

Product	D1	C1	A1	A2	B1	B2
HID-AV C 35-70 /S CDM 220-240V 50/60Hz	4.5 mm	32.1 mm	110.0 mm	98.5 mm	75.0 mm	63.5 mm



# AspiraVision Compact for CDM

Operating and Electrical	
Input frequency	50 to 60 Hz
Input Voltage	220 to 240 V
Line Frequency	50 to 60 Hz
Number of products on MCB (16 A type B) (nom.)	58

## Mechanical and Housing

Order Code	Full Product Name	Housing
23310700	HID-AV C 35-70 /S CDM 220-240V 50/60Hz	/S

Order Code	Full Product Name	Housing
23312100	HID-AV C 35-70 /I CDM 220-240V 50/60Hz	/I

