



Perfect sparkle, unrivalled efficiency

MASTERColour CDM-TC Elite

Compact, single-ended, very high-efficiency, long-life ceramic metal-halide discharge lamp producing crisp white sparkling light with high color rendering

Benefits

- High-intensity beam of crisp white sparkling light makes merchandise look irresistible
- Stable color and lumen output over life keeps your store attractive season after season
- Lowest Total Cost of Ownership as a result of high efficacy (same light, less energy or same energy, more light) and long life

Features

- Crisp white sparkling light
- Excellent color rendering, with extra red
- High efficacy with unparalleled lumen maintenance
- Stable color performance over lifetime
- UV-blocking glass

Application

- Accent and display lighting in retail
- General and decorative indoor lighting
- Outdoor area lighting

MASTERCoulour CDM-TC Elite

Warnings and Safety

- Use only in totally enclosed luminaire, even during testing (IEC61167, IEC 62035, IEC60598)
- The luminaire must be able to contain hot lamp parts if the lamp ruptures
- Use only with electronic control gear
- Control gear must include end-of-life protection (IEC61167, IEC 62035)
- A lamp breaking is extremely unlikely to have any impact on your health. If a lamp breaks, ventilate the room for 30 minutes and remove the parts, preferably with gloves. Put them in a sealed plastic bag and take it to your local waste facilities for recycling. Do not use a vacuum cleaner.

Versions

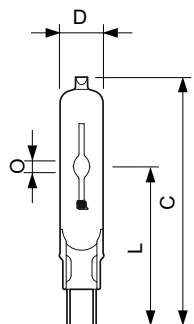
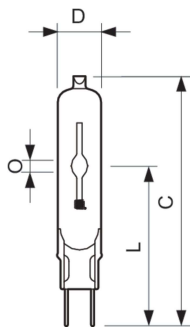


LPPR CDM-TC 0001



LPPR CDMTC-E 0003

Dimensional drawing



Product	D (max)	O	L (min)	L (max)	L	C (max)
MASTERC CDM-TC Elite 35W/930 G8.5 1CT/12	15 mm	4.8 mm	51 mm	53 mm	52 mm	85 mm
MASTERC CDM-TC Elite 35W/930 G8.5 1CT/12	15 mm	4.8 mm	51 mm	53 mm	52 mm	85 mm
MASTERC CDM-TC Elite 35W/942 G8.5 1CT	15 mm	5.2 mm	51 mm	53 mm	52 mm	85 mm
MASTERC CDM-TC Elite 50W/930 G8.5 1CT/12	15 mm	6 mm	51 mm	53 mm	52 mm	85 mm
MASTERC CDM-TC Elite 70W/930 G8.5 1CT/12	15 mm	7.15 mm	51 mm	53 mm	52 mm	85 mm
MASTERC CDM-TC Elite 70W/942 G8.5 1CT	15 mm	7.75 mm	51 mm	53 mm	52 mm	85 mm
MASTERC CDM-TC Elite 70W/942 G8.5 1CT	15 mm	7.75 mm	51 mm	53 mm	52 mm	85 mm

Product	D (max)	D	O	L (min)	L (max)	L	C (max)
MASTERC CDM-TC Elite 20W/830 G8.5 1CT/12	15 mm	0.55 inch	4 mm	51 mm	53 mm	52 mm	85 mm

MASTERCcolour CDM-TC Elite

General Information	
Cap-Base	G8.5
Operating Position	UNIVERSAL
Controls and Dimming	
Dimmable	No
Mechanical and Housing	
Bulb Finish	Clear
Bulb Shape	T14

Light Technical

Order Code	Full Product Name	Chromaticity Coordinate X (Nom)	Chromaticity Coordinate Y (Nom)	Color Designation	Correlated Color Temperature (Nom)	Color rendering index (CRI)	Luminous Efficacy (rated) (Nom)	Luminous Flux
87158600	MASTERCcolour CDM-TC Elite 20W/830 G8.5 1CT/12	0.434	0.398	Warm White (WW)	3000 K	85	87 lm/W	1,750 lm
48467800	MASTERCcolour CDM-TC Elite 35W/930 G8.5 1CT/12	0.435	0.396	Warm White (WW)	3000 K	90	102 lm/W	-
91149700	MASTERCcolour CDM-TC Elite 35W/930 G8.5 1CT/12	0.434	0.398	Warm White (WW)	3000 K	90	102 lm/W	4,000 lm
48469200	MASTERCcolour CDM-TC Elite 35W/942 G8.5 1CT	0.371	0.366	Cool White (CW)	4200 K	90	97 lm/W	-
48471500	MASTERCcolour CDM-TC Elite 70W/930 G8.5 1CT/12	0.435	0.396	Warm White (WW)	3000 K	90	107 lm/W	-
48473900	MASTERCcolour CDM-TC Elite 70W/942 G8.5 1CT	0.365	0.363	Cool White (CW)	4200 K	92	102 lm/W	-
16368800	MASTERCcolour CDM-TC Elite 70W/942 G8.5 1CT	0.371	0.366	Cool White (CW)	4200 K	92	102 lm/W	7,450 lm
93062700	MASTERCcolour CDM-TC Elite 50W/930 G8.5 1CT/12	0.434	0.398	Warm White (WW)	3000 K	91	108 lm/W	5,400 lm

Operating and Electrical

Order Code	Full Product Name	Voltage (Nom)	Power Consumption	Order Code	Full Product Name	Voltage (Nom)	Power Consumption
87158600	MASTERCcolour CDM-TC Elite 20W/830 G8.5 1CT/12	95 V	20.1 W	48471500	MASTERCcolour CDM-TC Elite 70W/930 G8.5 1CT/12	85 V	73.2 W
48467800	MASTERCcolour CDM-TC Elite 35W/930 G8.5 1CT/12	85 V	39.1 W	48473900	MASTERCcolour CDM-TC Elite 70W/942 G8.5 1CT	88 V	73.2 W
91149700	MASTERCcolour CDM-TC Elite 35W/930 G8.5 1CT/12	85 V	39.1 W	16368800	MASTERCcolour CDM-TC Elite 70W/942 G8.5 1CT	88 V	73.2 W
48469200	MASTERCcolour CDM-TC Elite 35W/942 G8.5 1CT	91 V	39.1 W	93062700	MASTERCcolour CDM-TC Elite 50W/930 G8.5 1CT/12	90 V	50.2 W

Mechanical and Housing

Order Code	Full Product Name	Bulb Material	Order Code	Full Product Name	Bulb Material
87158600	MASTERCcolour CDM-TC Elite 20W/830 G8.5 1CT/12	UV-Block Quartz	48469200	MASTERCcolour CDM-TC Elite 35W/942 G8.5 1CT	-
48467800	MASTERCcolour CDM-TC Elite 35W/930 G8.5 1CT/12	-	48471500	MASTERCcolour CDM-TC Elite 70W/930 G8.5 1CT/12	-
91149700	MASTERCcolour CDM-TC Elite 35W/930 G8.5 1CT/12	-	48473900	MASTERCcolour CDM-TC Elite 70W/942 G8.5 1CT	-

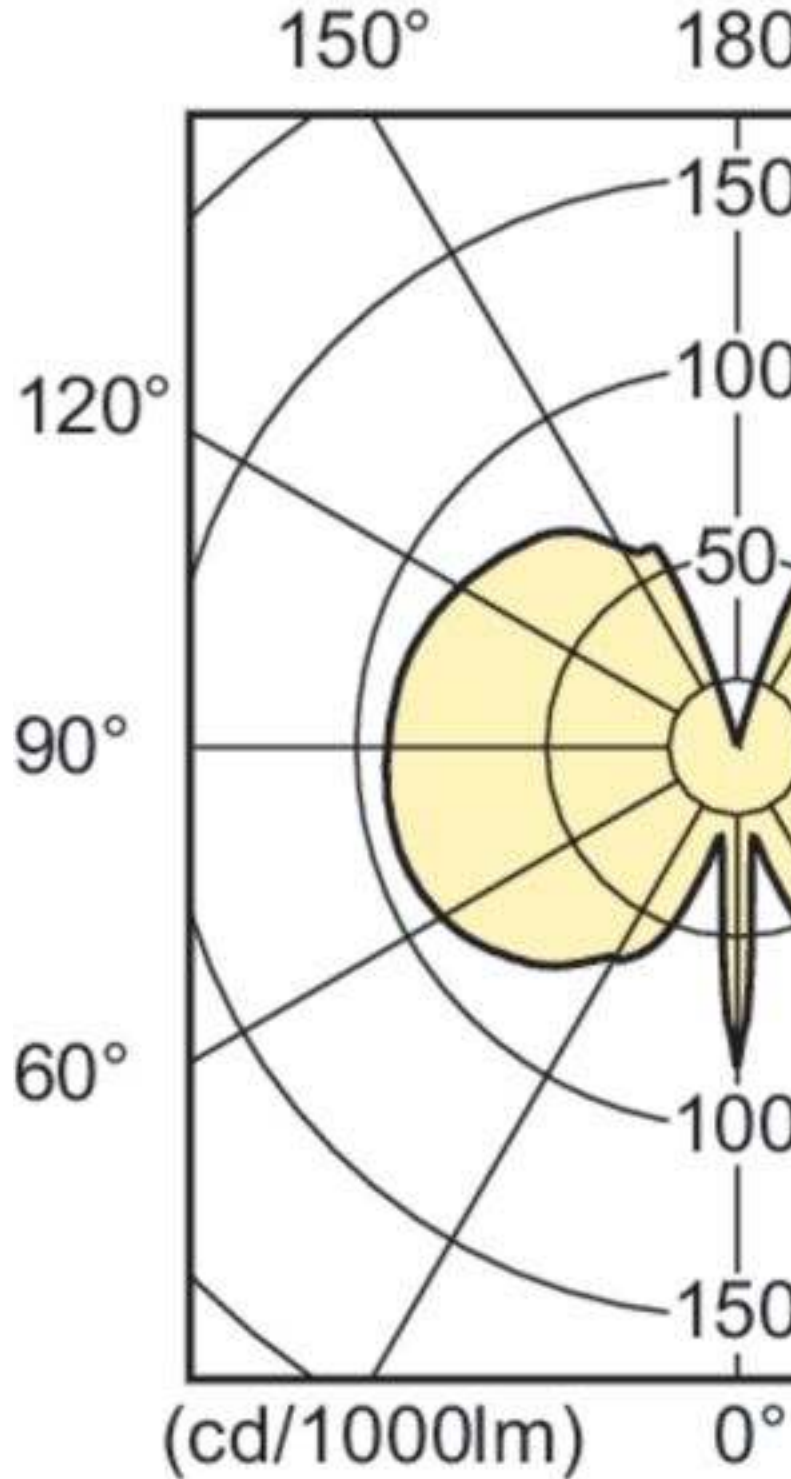
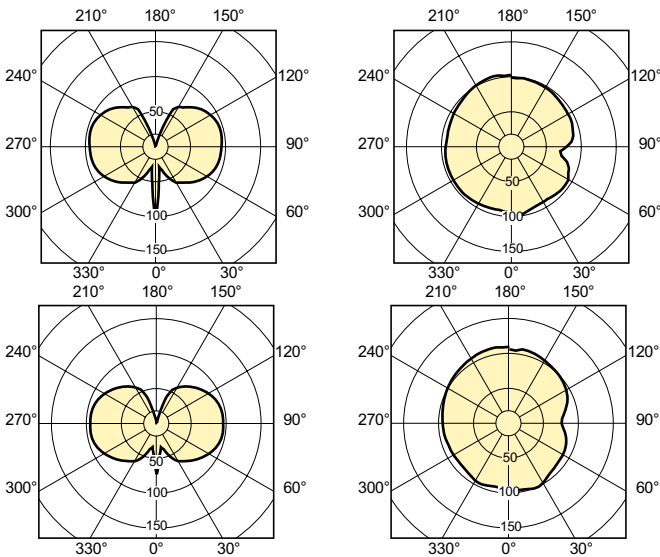
MASTERCLOUR CDM-TC Elite

Order Code	Full Product Name	Bulb Material
16368800	MASTERCLOUR CDM-TC Elite 70W/942 G8.5 1CT	-

Order Code	Full Product Name	Bulb Material
93062700	MASTERCLOUR CDM-TC Elite 50W/930 G8.5 1CT/12	-

Approval and Application

Order Code	Full Product Name	Energy Consumption kWh/1000 h	Mercury (Hg) Content (Max)	Mercury (Hg) Content (Nom)
87158600	MASTERCLOUR CDM-TC Elite 20W/830 G8.5 1CT/12	21 kWh	3.5 mg	3.5 mg
48467800	MASTERCLOUR CDM-TC Elite 35W/930 G8.5 1CT/12	43 kWh	-	4.7 mg
91149700	MASTERCLOUR CDM-TC Elite 35W/930 G8.5 1CT/12	40 kWh	4.7 mg	4.7 mg
48469200	MASTERCLOUR CDM-TC Elite 35W/942 G8.5 1CT	43 kWh	-	4.9 mg
48471500	MASTERCLOUR CDM-TC Elite 70W/930 G8.5 1CT/12	80 kWh	-	6.6 mg
48473900	MASTERCLOUR CDM-TC Elite 70W/942 G8.5 1CT	80 kWh	-	6.6 mg
16368800	MASTERCLOUR CDM-TC Elite 70W/942 G8.5 1CT	74 kWh	6.6 mg	6.6 mg
93062700	MASTERCLOUR CDM-TC Elite 50W/930 G8.5 1CT/12	51 kWh	6.6 mg	6.6 mg



MASTERColour CDM-TC Elite

