



Perfecta luminosidad, eficiencia sin igual

MASTERColour CDM-TC Elite

Lámpara de descarga de halogenuros metálicos cerámicos de alta duración, muy alta eficiencia, una sola terminación, compacta que genera una luz blanca brillante nítida con una excelente reproducción del color

Beneficios

- El haz de alta intensidad de luz blanca brillante nítida hace que los artículos tengan un aspecto irresistible
- El flujo luminoso y el color, estables durante la vida útil, mantienen su tienda atractiva temporada tras temporada
- El coste total de propiedad más bajo gracias a la alta eficacia (misma luz, menos energía o misma energía, más luz) y prolongada vida útil

Características


- Luz blanca brillante y nítida
- Reproducción del color excelente con rojo adicional
- Alta eficacia con un mantenimiento lumínico sin rival
- Color estable durante toda la vida útil
- Vidrio con bloqueo de rayos UV

Aplicaciones

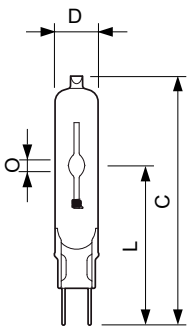
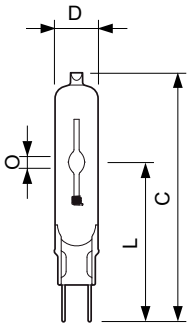
- Iluminación de acento y expositores para venta minorista
- Iluminación general y decorativa en interiores
- Iluminación de áreas exteriores

MASTERColour CDM-TC Elite

Versions



Plano de dimensiones



| Product | D (max) | D | O | L (min) | L (max) | L | C (max) |
|---|---------|---------|------|---------|---------|-------|---------|
| MASTERColour CDM-TC Elite 20W/830 G8.5 1CT/12 | 15 mm | 0,55 in | 4 mm | 51 mm | 53 mm | 52 mm | 85 mm |

| Product | D (max) | O | L (min) | L (max) | L | C (max) |
|---|---------|---------|---------|---------|-------|---------|
| MASTERColour CDM-TC Elite 70W/942 G8.5 1CT | 15 mm | 7,75 mm | 51 mm | 53 mm | 52 mm | 85 mm |
| MASTERColour CDM-TC Elite 35W/942 G8.5 1CT | 15 mm | 5,2 mm | 51 mm | 53 mm | 52 mm | 85 mm |
| MASTERColour CDM-TC Elite 50W/930 G8.5 1CT/12 | 15 mm | 6 mm | 51 mm | 53 mm | 52 mm | 85 mm |
| MASTERColour CDM-TC Elite 70W/930 G8.5 1CT/12 | 15 mm | 7,15 mm | 51 mm | 53 mm | 52 mm | 85 mm |
| MASTERColour CDM-TC Elite 35W/930 G8.5 1CT/12 | 15 mm | 4,8 mm | 51 mm | 53 mm | 52 mm | 85 mm |
| MASTERColour CDM-TC Elite 50W/942 G8.5 1CT | 15 mm | 7,1 mm | 51 mm | 53 mm | 52 mm | 85 mm |

MASTERCcolour CDM-TC Elite

| Aprobación y aplicación | |
|---|-------------------|
| Etiqueta de eficiencia energética (EEL) | A+ |
| Controles y regulación | |
| Regulable | No |
| Operativos y eléctricos | |
| Tiempo de reencendido (mín.) (máx.) | 15 min |
| Información general | |
| Base de casquillo | G8.5 |
| Posición de funcionamiento | UNIVERSAL |
| Mecánicos y de carcasa | |
| Acabado de la lámpara | Transparente (CL) |
| Forma de la bombilla | T14 |

Aprobación y aplicación

| Order Code | Full Product Name | Consumo energético kWh/1000 h | Contenido de mercurio (Hg) (nom.) |
|------------|--|-------------------------------|-----------------------------------|
| 20163200 | MASTERCcolour CDM-TC Elite 50W/942 G8.5 1CT | 55 kWh | 5,7 mg |
| 93062700 | MASTERCcolour CDM-TC Elite 50W/930 G8.5 1CT/12 | 55 kWh | 6,6 mg |
| 87158600 | MASTERCcolour CDM-TC Elite 20W/830 G8.5 1CT/12 | 22 kWh | 3,5 mg |
| 91149700 | MASTERCcolour CDM-TC Elite 35W/930 G8.5 1CT/12 | 43 kWh | 4,7 mg |

| Order Code | Full Product Name | Consumo energético kWh/1000 h | Contenido de mercurio (Hg) (nom.) |
|------------|--|-------------------------------|-----------------------------------|
| 16366400 | MASTERCcolour CDM-TC Elite 35W/942 G8.5 1CT | 43 kWh | 4,7 mg |
| 91153400 | MASTERCcolour CDM-TC Elite 70W/930 G8.5 1CT/12 | 80 kWh | 6,6 mg |
| 16368800 | MASTERCcolour CDM-TC Elite 70W/942 G8.5 1CT | 80 kWh | 6,6 mg |

Operativos y eléctricos

| Order Code | Full Product Name | Voltaje (máx) | Voltaje (mín.) | Voltaje (nom.) | Potencia (nominal) (mín.) | Potencia (nominal) (nom.) |
|------------|--|---------------|----------------|----------------|---------------------------|---------------------------|
| 20163200 | MASTERCcolour CDM-TC Elite 50W/942 G8.5 1CT | 99 V | 87 V | 93 V | - | 50.0 W |
| 93062700 | MASTERCcolour CDM-TC Elite 50W/930 G8.5 1CT/12 | 96 V | 84 V | 90 V | - | 50.0 W |
| 87158600 | MASTERCcolour CDM-TC Elite 20W/830 G8.5 1CT/12 | 100 V | 90 V | 95 V | 20.0 W | 20 W |
| 91149700 | MASTERCcolour CDM-TC Elite 35W/930 G8.5 1CT/12 | 90 V | 80 V | 85 V | - | 39.0 W |
| 16366400 | MASTERCcolour CDM-TC Elite 35W/942 G8.5 1CT | 97 V | 85 V | 91 V | - | 39.0 W |
| 91153400 | MASTERCcolour CDM-TC Elite 70W/930 G8.5 1CT/12 | 90 V | 80 V | 85 V | - | 73.0 W |
| 16368800 | MASTERCcolour CDM-TC Elite 70W/942 G8.5 1CT | 94 V | 82 V | 88 V | - | 73.0 W |

Información general

| Order Code | Full Product Name | Fallos | | | |
|------------|---|-----------------------------------|-----------------------------------|-----------------------------------|----------------------------------|
| | | Fallos vida útil hasta 10% (nom.) | Fallos vida útil hasta 20% (nom.) | Fallos vida útil hasta 50% (nom.) | Fallos vida útil hasta 5% (nom.) |
| 20163200 | MASTERCcolour CDM-TC Elite 50W/942 G8.5 1CT | 10000 h | 12000 h | 15000 h | 9000 h |

| Order Code | Full Product Name | Fallos | | | |
|------------|--|-----------------------------------|-----------------------------------|-----------------------------------|----------------------------------|
| | | Fallos vida útil hasta 10% (nom.) | Fallos vida útil hasta 20% (nom.) | Fallos vida útil hasta 50% (nom.) | Fallos vida útil hasta 5% (nom.) |
| 93062700 | MASTERCcolour CDM-TC Elite 50W/930 G8.5 1CT/12 | 14000 h | 16000 h | 20000 h | 12000 h |

MASTERCcolour CDM-TC Elite

| Order Code | Full Product Name | Fallos | | | |
|------------|--|-----------------------------------|-----------------------------------|-----------------------------------|----------------------------------|
| | | Fallos vida útil hasta 10% (nom.) | Fallos vida útil hasta 20% (nom.) | Fallos vida útil hasta 50% (nom.) | Fallos vida útil hasta 5% (nom.) |
| 87158600 | MASTERCcolour CDM-TC Elite 20W/830 G8.5 1CT/12 | 14000 h | 16000 h | 20000 h | 12000 h |
| 91149700 | MASTERCcolour CDM-TC Elite 35W/930 G8.5 1CT/12 | 14000 h | 16000 h | 20000 h | 12000 h |
| 16366400 | MASTERCcolour CDM-TC Elite 35W/942 G8.5 1CT | 10000 h | 12000 h | 15000 h | 9000 h |

| Order Code | Full Product Name | Fallos | | | |
|------------|--|-----------------------------------|-----------------------------------|-----------------------------------|----------------------------------|
| | | Fallos vida útil hasta 10% (nom.) | Fallos vida útil hasta 20% (nom.) | Fallos vida útil hasta 50% (nom.) | Fallos vida útil hasta 5% (nom.) |
| 91153400 | MASTERCcolour CDM-TC Elite 70W/930 G8.5 1CT/12 | 14000 h | 16000 h | 20000 h | 12000 h |
| 16368800 | MASTERCcolour CDM-TC Elite 70W/942 G8.5 1CT | 10000 h | 12000 h | 15000 h | 9000 h |

Requisitos de diseño de luminaria

| Order Code | Full Product Name | Temperatura de lámpara (máx) |
|------------|--|------------------------------|
| 20163200 | MASTERCcolour CDM-TC Elite 50W/942 G8.5 1CT | 550 °C |
| 93062700 | MASTERCcolour CDM-TC Elite 50W/930 G8.5 1CT/12 | 550 °C |
| 87158600 | MASTERCcolour CDM-TC Elite 20W/830 G8.5 1CT/12 | 320 °C |
| 91149700 | MASTERCcolour CDM-TC Elite 35W/930 G8.5 1CT/12 | 500 °C |

| Order Code | Full Product Name | Temperatura de lámpara (máx) |
|------------|--|------------------------------|
| 16366400 | MASTERCcolour CDM-TC Elite 35W/942 G8.5 1CT | 500 °C |
| 91153400 | MASTERCcolour CDM-TC Elite 70W/930 G8.5 1CT/12 | 550 °C |
| 16368800 | MASTERCcolour CDM-TC Elite 70W/942 G8.5 1CT | 500 °C |

Datos técnicos de la luz (1/2)

| Order Code | Full Product Name | Coordenada X de cromacidad (nom.) | Coordenada Y de cromacidad (nom.) | Código de color | Designación de color | Temperatura del color con correlación (nom.) | Índice de reproducción cromática -IRC (mín) | Índice de reproducción cromática -IRC (nom.) |
|------------|--|-----------------------------------|-----------------------------------|-----------------|----------------------|--|---|--|
| 20163200 | MASTERCcolour CDM-TC Elite 50W/942 G8.5 1CT | 0,367 | 0,362 | 942 | Blanco frío (CW) | 4200 K | 87 | 90 |
| 93062700 | MASTERCcolour CDM-TC Elite 50W/930 G8.5 1CT/12 | 0,435 | 0,396 | 930 | Blanco cálido (WW) | 3000 K | 88 | 91 |
| 87158600 | MASTERCcolour CDM-TC Elite 20W/830 G8.5 1CT/12 | 0,434 | 0,391 | 830 | Blanco cálido (WW) | 2980 K | - | 85 |
| 91149700 | MASTERCcolour CDM-TC Elite 35W/930 G8.5 1CT/12 | 0,435 | 0,396 | 930 | Blanco cálido (WW) | 3000 K | 87 | 90 |
| 16366400 | MASTERCcolour CDM-TC Elite 35W/942 G8.5 1CT | 0,371 | 0,366 | 942 | Blanco frío (CW) | 4200 K | 87 | 90 |
| 91153400 | MASTERCcolour CDM-TC Elite 70W/930 G8.5 1CT/12 | 0,435 | 0,396 | 930 | Blanco cálido (WW) | 3000 K | 87 | 90 |
| 16368800 | MASTERCcolour CDM-TC Elite 70W/942 G8.5 1CT | 0,365 | 0,363 | 942 | Blanco frío (CW) | 4200 K | 89 | 92 |

Datos técnicos de la luz (2/2)

| Order Code | Full Product Name | Flujo lumínico durante 10.000 horas (nom.) | Flujo lumínico 12.000 horas (máx.) | Flujo lumínico durante 2.000 horas (mín.) | Flujo lumínico 5.000 horas (nom.) | Eficacia lumínica (nominal) (nom.) | Flujo lumínico (nominal) (mín.) | Flujo lumínico (nominal) (nom.) |
|------------|---|--|------------------------------------|---|-----------------------------------|------------------------------------|---------------------------------|---------------------------------|
| 20163200 | MASTERCcolour CDM-TC Elite 50W/942 G8.5 1CT | 85 % | 84 % | 92 % | 89 % | 102 lm/W | - | 5100 lm |

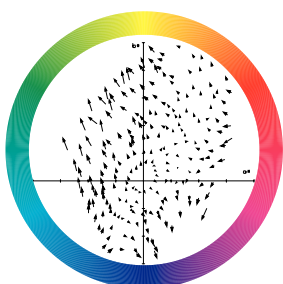
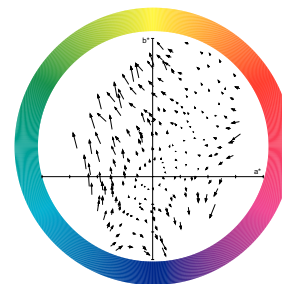
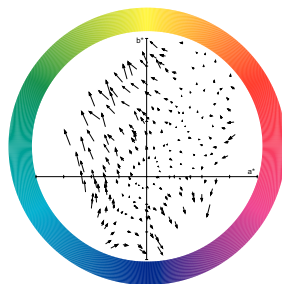
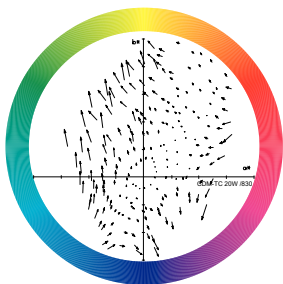
MASTERColour CDM-TC Elite

| Order Code | Full Product Name | Flujo lumínico durante 10.000 horas (nom.) | Flujo lumínico 12.000 horas (máx.) | Flujo lumínico durante 2.000 horas (mín.) | Flujo lumínico 5.000 horas (nom.) | Eficacia luminica (nominal) (nom.) | Flujo lumínico (nominal) (mín.) | Flujo lumínico (nominal) (nom.) |
|------------|---|--|------------------------------------|---|-----------------------------------|------------------------------------|---------------------------------|---------------------------------|
| 93062700 | MASTERColour CDM-TC Elite 50W/930 G8.5 1CT/12 | 83 % | 82 % | 95 % | 88 % | 108 lm/W | 4900 lm | 5400 lm |
| 87158600 | MASTERColour CDM-TC Elite 20W/830 G8.5 1CT/12 | 78 % | 77 % | 87 % | 83 % | 90 lm/W | 1620 lm | 1800 lm |
| 91149700 | MASTERColour CDM-TC Elite 35W/930 G8.5 1CT/12 | 80 % | 78 % | 93 % | 88 % | 102 lm/W | 3600 lm | 4000 lm |
| 16366400 | MASTERColour CDM-TC Elite 35W/942 G8.5 1CT | 73 % | 71 % | 84 % | 79 % | 97 lm/W | 3420 lm | 3800 lm |
| 91153400 | MASTERColour CDM-TC Elite 70W/930 G8.5 1CT/12 | 83 % | 82 % | 95 % | 88 % | 107 lm/W | - | 7800 lm |
| 16368800 | MASTERColour CDM-TC Elite 70W/942 G8.5 1CT | 81 % | 80 % | 88 % | 85 % | 102 lm/W | 6700 lm | 7450 lm |

Mecánicos y de carcasa

| Order Code | Full Product Name | Material de bombilla | Order Code | Full Product Name | Material de bombilla |
|------------|---|-----------------------|------------|---|----------------------|
| 20163200 | MASTERColour CDM-TC Elite 50W/942 G8.5 1CT | - | 16366400 | MASTERColour CDM-TC Elite 35W/942 G8.5 1CT | - |
| 93062700 | MASTERColour CDM-TC Elite 50W/930 G8.5 1CT/12 | - | 91153400 | MASTERColour CDM-TC Elite 70W/930 G8.5 1CT/12 | - |
| 87158600 | MASTERColour CDM-TC Elite 20W/830 G8.5 1CT/12 | Cuarzo con filtro UVA | 16368800 | MASTERColour CDM-TC Elite 70W/942 G8.5 1CT | - |
| 91149700 | MASTERColour CDM-TC Elite 35W/930 G8.5 1CT/12 | - | | | |

Colour Rendering Diagrams



MASTERColour CDM-TC Elite

