



# Perfect sparkle, unrivalled efficiency

## MASTERColour CDM-TC Elite

Compact, single-ended, very high-efficiency, long-life ceramic metal-halide discharge lamp producing crisp white sparkling light with high color rendering

### Benefits

- High-intensity beam of crisp white sparkling light makes merchandise look irresistible
- Stable color and lumen output over life keeps your store attractive season after season
- Lowest Total Cost of Ownership as a result of high efficacy (same light, less energy or same energy, more light) and long life

### Features

- Crisp white sparkling light
- Excellent color rendering, with extra red
- High efficacy with unparalleled lumen maintenance
- Stable color performance over lifetime
- UV-blocking glass

### Application

- Accent and display lighting in retail
- General and decorative indoor lighting
- Outdoor area lighting

# MASTERColour CDM-TC Elite

## Versions



CDM-TC Elite 50W /930, /942



CDM-TC, 20W, /830

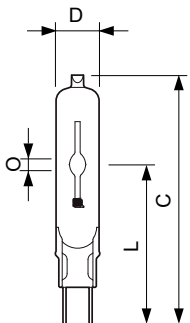
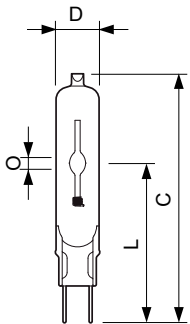


CDM-TC Elite 35W /930 /942



CDM-TC Elite 70W /930 /942

## Dimensional drawing



Product	D (max)	O	L (min)	L (max)	L	C (max)
MASTERColour CDM-TC Elite 50W/942 G8.5 1CT	15 mm	7.1 mm	51 mm	53 mm	52 mm	85 mm
MASTERColour CDM-TC Elite 35W/930 G8.5 1CT/12	15 mm	4.8 mm	51 mm	53 mm	52 mm	85 mm
MASTERColour CDM-TC Elite 35W/930 G8.5 1CT/12	15 mm	4.8 mm	51 mm	53 mm	52 mm	85 mm
MASTERColour CDM-TC Elite 70W/930 G8.5 1CT/12	15 mm	7.15 mm	51 mm	53 mm	52 mm	85 mm
MASTERColour CDM-TC Elite 70W/930 G8.5 1CT/12	15 mm	7.15 mm	51 mm	53 mm	52 mm	85 mm
MASTERColour CDM-TC Elite 70W/942 G8.5 1CT	15 mm	7.75 mm	51 mm	53 mm	52 mm	85 mm
MASTERColour CDM-TC Elite 70W/942 G8.5 1CT	15 mm	7.75 mm	51 mm	53 mm	52 mm	85 mm
MASTERColour CDM-TC Elite 35W/942 G8.5 1CT	15 mm	5.2 mm	51 mm	53 mm	52 mm	85 mm
MASTERColour CDM-TC Elite 35W/942 G8.5 1CT	15 mm	5.2 mm	51 mm	53 mm	52 mm	85 mm
MASTERColour CDM-TC Elite 50W/930 G8.5 1CT/12	15 mm	6 mm	51 mm	53 mm	52 mm	85 mm

Product	D (max)	D	O	L (min)	L (max)	L	C (max)
MASTERColour CDM-TC Elite 20W/830 G8.5 1CT/12	15 mm	0.55 in	4 mm	51 mm	53 mm	52 mm	85 mm

# MASTERCcolour CDM-TC Elite

Approval and Application	
Energy Efficiency Label (EEL)	A+
Controls and Dimming	
Dimmable	No
Operating and Electrical	
Re-Ignition Time (Min) (Max)	15 min
General Information	
Cap-Base	G8.5
Operating Position	UNIVERSAL
Mechanical and Housing	
Bulb Finish	Clear
Bulb Shape	T14

## Approval and Application

Order Code	Full Product Name	Energy Consumption kWh/1000 h	Mercury (Hg) Content (Nom)
928080115131	MASTERCcolour CDM-TC Elite 50W/942 G8.5 1CT	55 kWh	5.7 mg
928191805131	MASTERCcolour CDM-TC Elite 50W/930 G8.5 1CT/12	55 kWh	6.6 mg
928183405125	MASTERCcolour CDM-TC Elite 20W/830 G8.5 1CT/12	22 kWh	3.5 mg
928189105129	MASTERCcolour CDM-TC Elite 35W/930 G8.5 1CT/12	43 kWh	4.7 mg
928189105131	MASTERCcolour CDM-TC Elite 35W/930 G8.5 1CT/12	43 kWh	4.7 mg
928193805129	MASTERCcolour CDM-TC Elite 35W/942 G8.5 1CT	43 kWh	4.7 mg

Order Code	Full Product Name	Energy Consumption kWh/1000 h	Mercury (Hg) Content (Nom)
928193805131	MASTERCcolour CDM-TC Elite 35W/942 G8.5 1CT	43 kWh	4.7 mg
928189505129	MASTERCcolour CDM-TC Elite 70W/930 G8.5 1CT/12	80 kWh	6.6 mg
928189505131	MASTERCcolour CDM-TC Elite 70W/930 G8.5 1CT/12	80 kWh	6.6 mg
928193905129	MASTERCcolour CDM-TC Elite 70W/942 G8.5 1CT	80 kWh	6.6 mg
928193905131	MASTERCcolour CDM-TC Elite 70W/942 G8.5 1CT	80 kWh	6.6 mg

## Operating and Electrical

Order Code	Full Product Name	Voltage (Max)	Voltage (Min)	Voltage (Nom)	Power (Rated) (Min)	Power (Rated) (Nom)
928080115131	MASTERCcolour CDM-TC Elite 50W/942 G8.5 1CT	99 V	87 V	93 V	-	50.0 W
928191805131	MASTERCcolour CDM-TC Elite 50W/930 G8.5 1CT/12	96 V	84 V	90 V	-	50.0 W
928183405125	MASTERCcolour CDM-TC Elite 20W/830 G8.5 1CT/12	100 V	90 V	95 V	20.0 W	20 W
928189105129	MASTERCcolour CDM-TC Elite 35W/930 G8.5 1CT/12	90 V	80 V	85 V	-	39.0 W
928189105131	MASTERCcolour CDM-TC Elite 35W/930 G8.5 1CT/12	90 V	80 V	85 V	-	39.0 W
928193805129	MASTERCcolour CDM-TC Elite 35W/942 G8.5 1CT	97 V	85 V	91 V	-	39.0 W
928193805131	MASTERCcolour CDM-TC Elite 35W/942 G8.5 1CT	97 V	85 V	91 V	-	39.0 W
928189505129	MASTERCcolour CDM-TC Elite 70W/930 G8.5 1CT/12	90 V	80 V	85 V	-	73.0 W
928189505131	MASTERCcolour CDM-TC Elite 70W/930 G8.5 1CT/12	90 V	80 V	85 V	-	73.0 W
928193905129	MASTERCcolour CDM-TC Elite 70W/942 G8.5 1CT	94 V	82 V	88 V	-	73.0 W
928193905131	MASTERCcolour CDM-TC Elite 70W/942 G8.5 1CT	94 V	82 V	88 V	-	73.0 W

## General Information

## MASTERCcolour CDM-TC Elite

Order Code	Full Product Name	Life To	Life To	Life To	Life To
		10% Failures (Nom)	20% Failures (Nom)	50% Failures (Nom)	5% Failures (Nom)
928080115131	MASTERCcolour CDM-TC Elite 50W/942 G8.5 1CT	10000 h	12000 h	15000 h	9000 h
928191805131	MASTERCcolour CDM-TC Elite 50W/930 G8.5 1CT/12	14000 h	16000 h	20000 h	12000 h
928183405125	MASTERCcolour CDM-TC Elite 20W/830 G8.5 1CT/12	14000 h	16000 h	20000 h	12000 h
928189105129	MASTERCcolour CDM-TC Elite 35W/930 G8.5 1CT/12	14000 h	16000 h	20000 h	12000 h
928189105131	MASTERCcolour CDM-TC Elite 35W/930 G8.5 1CT/12	14000 h	16000 h	20000 h	12000 h
928193805129	MASTERCcolour CDM-TC Elite 35W/942 G8.5 1CT	10000 h	12000 h	15000 h	9000 h

Order Code	Full Product Name	Life To	Life To	Life To	Life To
		10% Failures (Nom)	20% Failures (Nom)	50% Failures (Nom)	5% Failures (Nom)
928193805131	MASTERCcolour CDM-TC Elite 35W/942 G8.5 1CT	10000 h	12000 h	15000 h	9000 h
928189505129	MASTERCcolour CDM-TC Elite 70W/930 G8.5 1CT/12	14000 h	16000 h	20000 h	12000 h
928189505131	MASTERCcolour CDM-TC Elite 70W/930 G8.5 1CT/12	14000 h	16000 h	20000 h	12000 h
928193905129	MASTERCcolour CDM-TC Elite 70W/942 G8.5 1CT	10000 h	12000 h	15000 h	9000 h
928193905131	MASTERCcolour CDM-TC Elite 70W/942 G8.5 1CT	10000 h	12000 h	15000 h	9000 h

### Luminaire Design Requirements

Order Code	Full Product Name	Bulb Temperature (Max)
928080115131	MASTERCcolour CDM-TC Elite 50W/942 G8.5 1CT	550 °C
928191805131	MASTERCcolour CDM-TC Elite 50W/930 G8.5 1CT/12	550 °C
928183405125	MASTERCcolour CDM-TC Elite 20W/830 G8.5 1CT/12	320 °C
928189105129	MASTERCcolour CDM-TC Elite 35W/930 G8.5 1CT/12	500 °C
928189105131	MASTERCcolour CDM-TC Elite 35W/930 G8.5 1CT/12	500 °C

Order Code	Full Product Name	Bulb Temperature (Max)
928193805129	MASTERCcolour CDM-TC Elite 35W/942 G8.5 1CT	500 °C
928193805131	MASTERCcolour CDM-TC Elite 35W/942 G8.5 1CT	500 °C
928189505129	MASTERCcolour CDM-TC Elite 70W/930 G8.5 1CT/12	550 °C
928189505131	MASTERCcolour CDM-TC Elite 70W/930 G8.5 1CT/12	550 °C
928193905129	MASTERCcolour CDM-TC Elite 70W/942 G8.5 1CT	500 °C
928193905131	MASTERCcolour CDM-TC Elite 70W/942 G8.5 1CT	500 °C

### Light Technical (1/2)

Order Code	Full Product Name	Chromaticity		Color		Color Rendering		
		Coordinate X (Nom)	Coordinate Y (Nom)	Code	Color Designation	Temperature (Nom)	Index (Min)	Index (Nom)
928080115131	MASTERCcolour CDM-TC Elite 50W/942 G8.5 1CT	0.367	0.362	942	Cool White (CW)	4200 K	87	90
928191805131	MASTERCcolour CDM-TC Elite 50W/930 G8.5 1CT/12	0.435	0.396	930	Warm White (WW)	3000 K	88	91
928183405125	MASTERCcolour CDM-TC Elite 20W/830 G8.5 1CT/12	0.434	0.391	830	Warm White (WW)	2980 K	-	85
928189105129	MASTERCcolour CDM-TC Elite 35W/930 G8.5 1CT/12	0.435	0.396	930	Warm White (WW)	3000 K	87	90
928189105131	MASTERCcolour CDM-TC Elite 35W/930 G8.5 1CT/12	0.435	0.396	930	Warm White (WW)	3000 K	87	90

## MASTERColour CDM-TC Elite

Order Code	Full Product Name	Chromaticity	Chromaticity	Color		Correlated Color	Color	Color
		Coordinate X (Nom)	Coordinate Y (Nom)	Code	Color Designation	Temperature (Nom)	Rendering Index (Min)	Rendering Index (Nom)
928193805129	MASTERColour CDM-TC Elite 35W/942 G8.5 1CT	0.371	0.366	942	Cool White (CW)	4200 K	87	90
928193805131	MASTERColour CDM-TC Elite 35W/942 G8.5 1CT	0.371	0.366	942	Cool White (CW)	4200 K	87	90
928189505129	MASTERColour CDM-TC Elite 70W/930 G8.5 1CT/12	0.435	0.396	930	Warm White (WW)	3000 K	87	90
928189505131	MASTERColour CDM-TC Elite 70W/930 G8.5 1CT/12	0.435	0.396	930	Warm White (WW)	3000 K	87	90
928193905129	MASTERColour CDM-TC Elite 70W/942 G8.5 1CT	0.365	0.363	942	Cool White (CW)	4200 K	89	92
928193905131	MASTERColour CDM-TC Elite 70W/942 G8.5 1CT	0.365	0.363	942	Cool White (CW)	4200 K	89	92

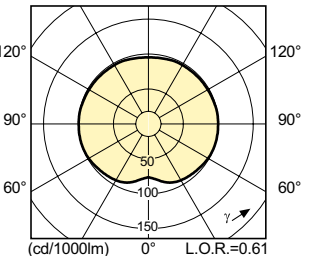
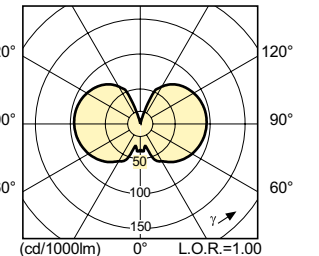
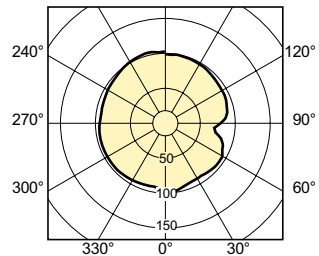
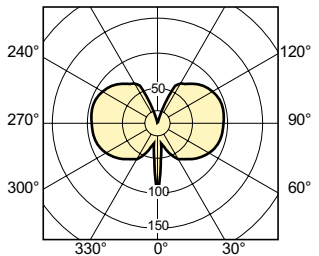
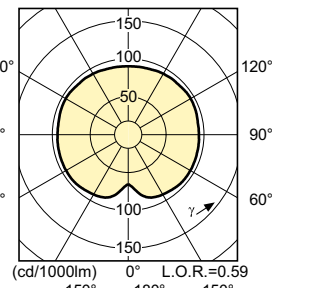
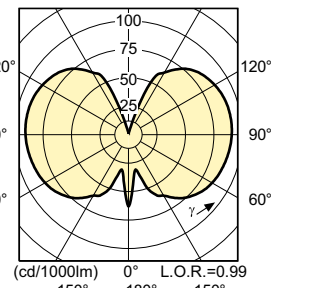
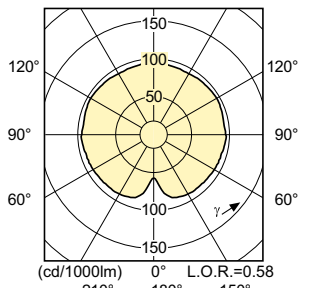
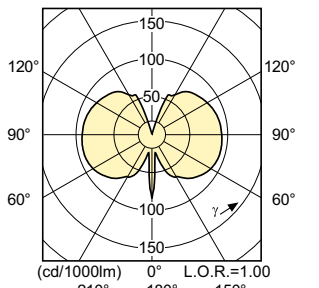
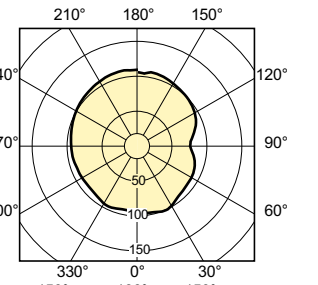
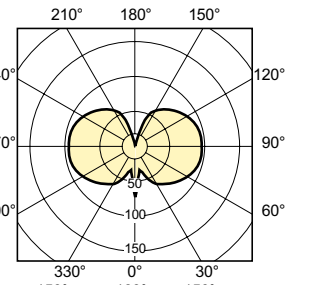
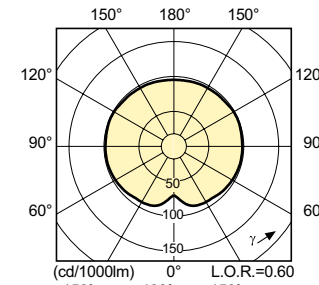
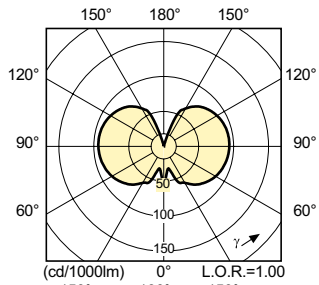
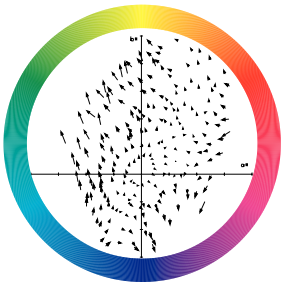
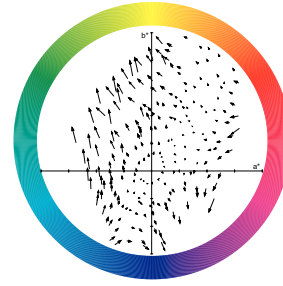
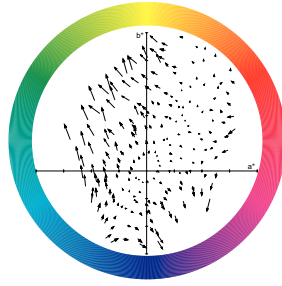
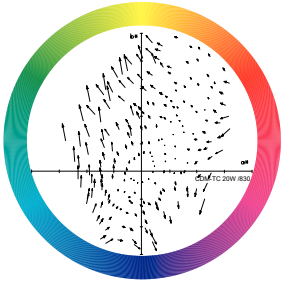
### Light Technical (2/2)

Order Code	Full Product Name	Lumen	Lumen	Lumen	Lumen	Luminous	Luminous	Luminous Flux (Rated) (Nom)
		Maintenance 10000 h (Nom)	Maintenance 12000 h (Nom)	Maintenance 2000 h (Nom)	Maintenance 5000 h (Nom)	Efficacy (rated) (Nom)	Flux (Rated) (Min)	
928080115131	MASTERColour CDM-TC Elite 50W/942 G8.5 1CT	85 %	84 %	92 %	89 %	102 lm/W	-	5100 lm
928191805131	MASTERColour CDM-TC Elite 50W/930 G8.5 1CT/12	83 %	82 %	95 %	88 %	108 lm/W	4900 lm	5400 lm
928183405125	MASTERColour CDM-TC Elite 20W/830 G8.5 1CT/12	78 %	77 %	87 %	83 %	90 lm/W	1620 lm	1800 lm
928189105129	MASTERColour CDM-TC Elite 35W/930 G8.5 1CT/12	80 %	78 %	93 %	88 %	102 lm/W	3600 lm	4000 lm
928189105131	MASTERColour CDM-TC Elite 35W/930 G8.5 1CT/12	80 %	78 %	93 %	88 %	102 lm/W	3600 lm	4000 lm
928193805129	MASTERColour CDM-TC Elite 35W/942 G8.5 1CT	73 %	71 %	84 %	79 %	97 lm/W	3420 lm	3800 lm
928193805131	MASTERColour CDM-TC Elite 35W/942 G8.5 1CT	73 %	71 %	84 %	79 %	97 lm/W	3420 lm	3800 lm
928189505129	MASTERColour CDM-TC Elite 70W/930 G8.5 1CT/12	83 %	82 %	95 %	88 %	107 lm/W	-	7800 lm
928189505131	MASTERColour CDM-TC Elite 70W/930 G8.5 1CT/12	83 %	82 %	95 %	88 %	107 lm/W	-	7800 lm
928193905129	MASTERColour CDM-TC Elite 70W/942 G8.5 1CT	81 %	80 %	88 %	85 %	102 lm/W	6700 lm	7450 lm
928193905131	MASTERColour CDM-TC Elite 70W/942 G8.5 1CT	81 %	80 %	88 %	85 %	102 lm/W	6700 lm	7450 lm

### Mechanical and Housing

Order Code	Full Product Name	Bulb Material	Order Code	Full Product Name	Bulb Material
928080115131	MASTERColour CDM-TC Elite 50W/942 G8.5 1CT	-	928193805131	MASTERColour CDM-TC Elite 35W/942 G8.5 1CT	-
928191805131	MASTERColour CDM-TC Elite 50W/930 G8.5 1CT/12	-	928189505129	MASTERColour CDM-TC Elite 70W/930 G8.5 1CT/12	-
928183405125	MASTERColour CDM-TC Elite 20W/830 G8.5 1CT/12	UV-Block Quartz	928189505131	MASTERColour CDM-TC Elite 70W/930 G8.5 1CT/12	-
928189105129	MASTERColour CDM-TC Elite 35W/930 G8.5 1CT/12	-	928193905129	MASTERColour CDM-TC Elite 70W/942 G8.5 1CT	-
928189105131	MASTERColour CDM-TC Elite 35W/930 G8.5 1CT/12	-	928193905131	MASTERColour CDM-TC Elite 70W/942 G8.5 1CT	-
928193805129	MASTERColour CDM-TC Elite 35W/942 G8.5 1CT	-			

Color Rendering Diagrams



## MASTERColour CDM-TC Elite

