

Beautiful sparkle, trendy design

MASTERColour CDM-R111

The MASTERColour CDM-R111 combines the trendy look of 111 mm aluminum reflector halogen lamps with the long life, high energy efficiency and crisp white light of MASTERColour CDM.

Benefits

- Low operating costs
- Easy installation
- Relatively low heat output
- Less glare, comfort for shoppers and staff
- Reduced risk of fading

Features

- High lamp efficacy
- Long lifetime compared to incandescent and halogen lamps
- The ceramic discharge tube is optimally and stably positioned in the reflector
- Twist & Lock system
- UV-Block burner capsule
- Anti-glare cap design

Application

- Accent and decorative lighting: display lighting with sparkling, theatrical effects, even in surroundings with very high background ambient light levels like shop windows
- General lighting: in downlighters, a warm and comfortable atmosphere can be created

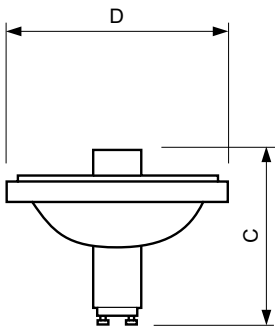
MASTERColour CDM-R111

Versions



CDM-R111, 24D/40D

Dimensional drawing



Product	D (max)	C (max)
MASTERColour CDM-R111 70W/942 GX8.5 40D 1CT/6	111 mm	95 mm
MASTERColour CDM-R111 70W/942 GX8.5 24D 1CT/6	111 mm	95 mm
MASTERColour CDM-R111 35W/942 GX8.5 24D 1CT	111 mm	95 mm
MASTERColour CDM-R111 35W/942 GX8.5 40D 1CT/6	111 mm	95 mm

Approval and Application

Energy Efficiency Label (EEL) B

Controls and Dimming

Dimmable No

Operating and Electrical

Re-ignition Time (Min) (Max) 15 min

Warm Up Time To 60% Light (Nom) 120 s

General Information

Cap-Base GX8.5

Operating Position UNIVERSAL

Light Technical

Color Code 942

Color Designation Cool White (CW)

Correlated Color Temperature (Nom) 4200 K

Mechanical and Housing

Bulb Finish Reflector

Bulb Shape R111

Approval and Application

Order Code	Full Product Name	Energy Consumption kWh/1000 h	Mercury (Hg) Content (Nom)
928096505330	MASTERColour CDM-R111 35W/942 GX8.5 24D 1CT	43 kWh	3.0 mg
928096605330	MASTERColour CDM-R111 35W/942 GX8.5 40D 1CT/6	43 kWh	3.0 mg
928096905330	MASTERColour CDM-R111 70W/942 GX8.5 24D 1CT/6	80 kWh	6.3 mg
928098105330	MASTERColour CDM-R111 70W/942 GX8.5 40D 1CT/6	80 kWh	6.3 mg

Operating and Electrical

MASTERCcolour CDM-R111

Order Code	Full Product Name	Voltage	Voltage	Voltage	Power
		(Max)	(Min)	(Nom)	(Rated)
928096505330	MASTERCcolour CDM-R111 35W/942 GX8.5 24D 1CT	94 V	78 V	86 V	39 W
928096605330	MASTERCcolour CDM-R111 35W/942 GX8.5 40D 1CT/6	94 V	78 V	86 V	39 W

Order Code	Full Product Name	Voltage	Voltage	Voltage	Power
		(Max)	(Min)	(Nom)	(Rated)
928096905330	MASTERCcolour CDM-R111 70W/942 GX8.5 24D 1CT/6	114 V	79 V	92 V	73 W
928098105330	MASTERCcolour CDM-R111 70W/942 GX8.5 40D 1CT/6	114 V	79 V	92 V	73 W

General Information (1/2)

Order Code	Full Product Name	Life To	Life To	Life To	Life To
		10% Failures (Nom)	20% Failures (Nom)	50% Failures (Nom)	Life To 5% Failures (Nom)
928096505330	MASTERCcolour CDM-R111 35W/942 GX8.5 24D 1CT	6500 h	7000 h	9000 h	6000 h
928096605330	MASTERCcolour CDM-R111 35W/942 GX8.5 40D 1CT/6	6500 h	7000 h	9000 h	6000 h

Order Code	Full Product Name	Life To	Life To	Life To	Life To
		10% Failures (Nom)	20% Failures (Nom)	50% Failures (Nom)	Life To 5% Failures (Nom)
928096905330	MASTERCcolour CDM-R111 70W/942 GX8.5 24D 1CT/6	8500 h	9500 h	11000 h	7500 h
928098105330	MASTERCcolour CDM-R111 70W/942 GX8.5 40D 1CT/6	8500 h	9500 h	11000 h	7500 h

General Information (2/2)

Order Code	Full Product Name	Switching Cycle
928096505330	MASTERCcolour CDM-R111 35W/942 GX8.5 24D 1CT	800X
928096605330	MASTERCcolour CDM-R111 35W/942 GX8.5 40D 1CT/6	800X

Order Code	Full Product Name	Switching Cycle
928096905330	MASTERCcolour CDM-R111 70W/942 GX8.5 24D 1CT/6	1000X
928098105330	MASTERCcolour CDM-R111 70W/942 GX8.5 40D 1CT/6	1000X

Light Technical (1/2)

Order Code	Full Product Name	Beam	Chromaticity	Chromaticity
		Angle (Nom)	Beam Description	Coordinate X (Nom)
928096505330	MASTERCcolour CDM-R111 35W/942 GX8.5 24D 1CT	24 °	Narrow Flood	0.370 0.365
928096605330	MASTERCcolour CDM-R111 35W/942 GX8.5 40D 1CT/6	40 °	Flood	0.370 0.365

Order Code	Full Product Name	Beam	Chromaticity	Chromaticity
		Angle (Nom)	Beam Description	Coordinate X (Nom)
928096905330	MASTERCcolour CDM-R111 70W/942 GX8.5 24D 1CT/6	24 °	Narrow Flood	0.381 0.370
928098105330	MASTERCcolour CDM-R111 70W/942 GX8.5 40D 1CT/6	40 °	Flood	0.381 0.370

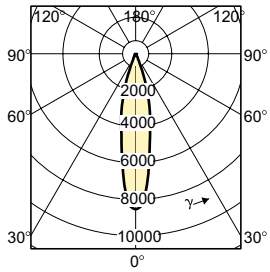
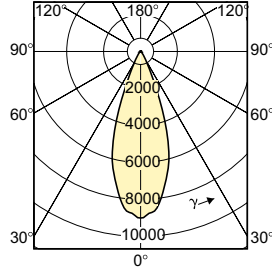
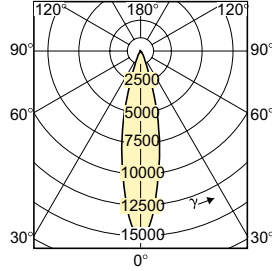
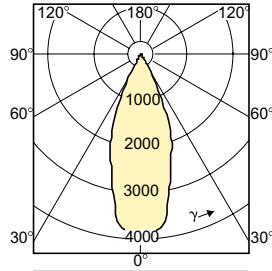
Light Technical (2/2)

Order Code	Full Product Name	Color Rendering Index (Nom)	Llmf At			
			End Of Lifetime (Nom)	Luminous Flux (Rated) (Nom)	Luminous Intensity (Min) (Nom)	Luminous Intensity (Nom)
928096505330	MASTERCcolour CDM-R111	93	65 %	1350 lm	5700 cd	7500 cd

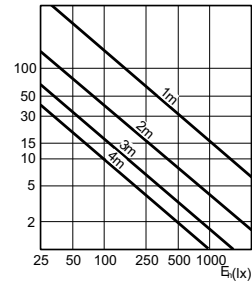
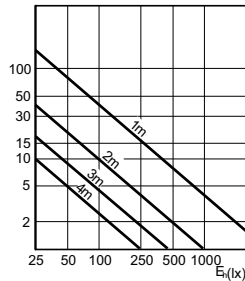
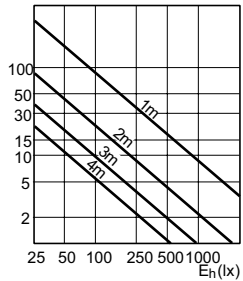
Order Code	Full Product Name	Color Rendering Index (Nom)	Llmf At			
			End Of Lifetime (Nom)	Luminous Flux (Rated) (Nom)	Luminous Intensity (Min) (Nom)	Luminous Intensity (Nom)
	35W/942 GX8.5 24D 1CT					

MASTERCLOUR CDM-R111

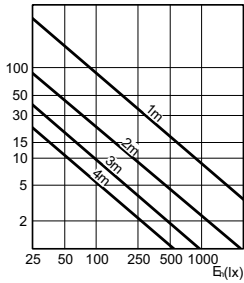
Order Code	Full Product Name	Color Rendering Index (Nom)	Llmf At		Luminous Intensity (Min)	Luminous Intensity (Nom)
			End Of Lifetime (Nom)	Luminous Flux (Rated)		
928096605330	MASTERCLOUR 93 CDM-R111 35W/942 GX8.5 40D 1CT/6	93	65 %	1350 lm	3000 cd	4000 cd
928096905330	MASTERCLOUR 96 CDM-R111 70W/942 GX8.5 24D 1CT/6	96	60 %	2850 lm	11000 cd	14500 cd
928098105330	MASTERCLOUR 96 CDM-R111 70W/942 GX8.5 40D 1CT/6	96	60 %	2850 lm	6000 cd	8000 cd



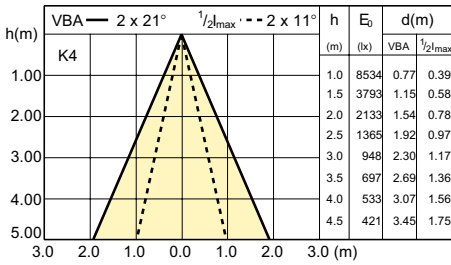
Accent Diagrams



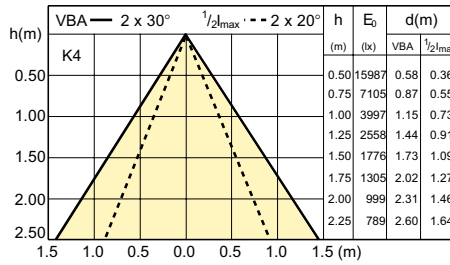
Accent Diagrams



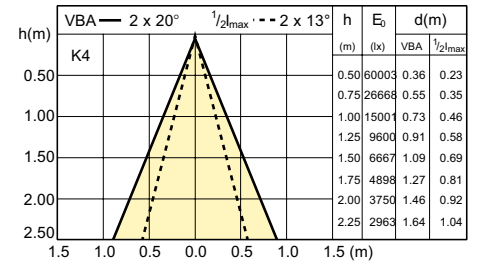
Beam Diagrams



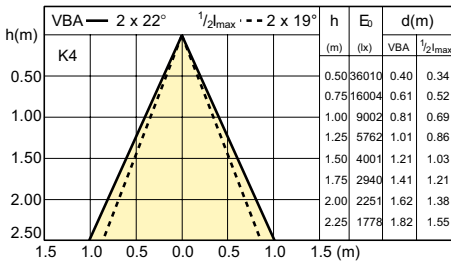
LDBE_CDM-R111_35W_24D-Beam diagram



LDBE_CDM-R111_35W_40D-Beam diagram



LDBE_CDM-R111_70W_942_24D-Beam diagram



LDBE_CDM-R111_70W_942_40D-Beam diagram

