



# Perfect sparkle, trendy design

## MASTERCcolour CDM-R111 Elite

MASTERCcolour CDM-R111 Elite combines the trendy look of 111 mm aluminium-reflector halogen lamps with the long life, high energy efficiency and crisp white light of MASTERCcolour CDM.

### Benefits

- Crisp white sparkling light
- Easy installation
- Less glare, comfort for shoppers and staff

### Features

- High lamp efficacy
- Long lamp lifetime compared to incandescent and halogen lamps
- The ceramic discharge tube is optimally positioned and stable in the reflector
- UV-block burner capsule
- Anti-glare cap design

### Application

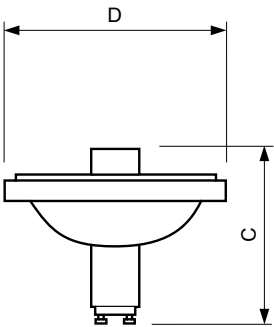
- Accent and decorative lighting: display lighting with sparkling, theatrical effects, even in surroundings with very high background ambient light levels, such as shops windows
- General lighting: in downlighters, a warm and comfortable atmosphere can be created

# MASTERColour CDM-R111 Elite

## Versions



## Dimensional drawing



Product	D (max)	C (max)
MASTERColour CDM-R111 Elite CDM-R111 Elite 35W/930 GX8.5 10D	111 mm	95 mm
MASTERColour CDM-R111 Elite CDM-R111 Elite 70W/930 GX8.5 10D	111 mm	95 mm
MASTERColour CDM-R111 Elite CDM-R111 Elite 35W/930 GX8.5 40D	111 mm	95 mm
MASTERColour CDM-R111 Elite CDM-R111 Elite 70W/930 GX8.5 24D	111 mm	95 mm
MASTERColour CDM-R111 Elite CDM-R111 Elite 70W/930 GX8.5 40D	111 mm	95 mm
MASTERColour CDM-R111 Elite CDM-R111 Elite 35W/930 GX8.5 24D	111 mm	95 mm

# MASTERCcolour CDM-R111 Elite

## Controls and Dimming

Dimmable	no
----------	----

## Operating and Electrical

Voltage (Nom)	89 V
Re-Ignition Time (Min) (Max)	15 min
Warm Up Time To 60% Light (Nom)	120 s

## General Information

Cap-Base	GX8.5
Life To 20% Failures (Nom)	10500 h
Life To 50% Failures (Nom)	12000 h
Life To 5% Failures (Nom)	8000 h
Operating Position	UNIVERSAL
Switching Cycle	1050X

## Light Technical

Colour Code	930
Colour Designation	Warm white (WW)
Correlated Colour Temperature (Nom)	3000 K
Llmf At End Of Nominal Lifetime (Nom)	70 %
Lumen Maintenance 12000 h (Nom)	70 %
Lumen Maintenance 2000 h (Nom)	90 %
Lumen Maintenance 4000 h (Nom)	85 %

## Mechanical and Housing

Bulb Finish	Reflector
Bulb Shape	R111

## Approval and Application

Order Code	Full Product Name	Energy	Energy	Mercury (Hg) Content (Nom)
		Consumption kWh/1000 h	Efficiency Label (EEL)	
68918800	MASTERCcolour CDM-R111 Elite CDM-R111 Elite 35W/930 GX8.5 10D	43 kWh	B	4.7 mg
68944700	MASTERCcolour CDM-R111 Elite CDM-R111 Elite 35W/930 GX8.5 24D	43 kWh	A	4.7 mg
68952200	MASTERCcolour CDM-R111 Elite CDM-R111 Elite 35W/930 GX8.5 40D	43 kWh	A	4.7 mg
68962100	MASTERCcolour CDM-R111 Elite CDM-R111 Elite 70W/930 GX8.5 10D	80 kWh	B	6.6 mg
68970600	MASTERCcolour CDM-R111 Elite CDM-R111 Elite 70W/930 GX8.5 24D	80 kWh	A	6.6 mg
68978200	MASTERCcolour CDM-R111 Elite CDM-R111 Elite 70W/930 GX8.5 40D	80 kWh	A	6.6 mg

## Operating and Electrical

Order Code	Full Product Name	Lamp			
		Current (EM) (Nom)	Voltage (Max)	Voltage (Min)	Power (Rated) (Nom)
68918800	MASTERCcolour CDM-R111 Elite CDM-R111 Elite 35W/930 GX8.5 10D	0.440 A	97 V	81 V	39 W
68944700	MASTERCcolour CDM-R111 Elite CDM-R111 Elite 35W/930 GX8.5 24D	0.440 A	97 V	81 V	39 W
68952200	MASTERCcolour CDM-R111 Elite CDM-R111 Elite 35W/930 GX8.5 40D	0.440 A	97 V	81 V	39 W

Order Code	Full Product Name	Lamp			
		Current (EM) (Nom)	Voltage (Max)	Voltage (Min)	Power (Rated) (Nom)
68962100	MASTERCcolour CDM-R111 Elite CDM-R111 Elite 70W/930 GX8.5 10D	-	98 V	80 V	73.0 W
68970600	MASTERCcolour CDM-R111 Elite CDM-R111 Elite 70W/930 GX8.5 24D	-	98 V	80 V	73.0 W
68978200	MASTERCcolour CDM-R111 Elite CDM-R111 Elite 70W/930 GX8.5 40D	-	98 V	80 V	73.0 W

## General Information

Order Code	Full Product Name	Life To 10% Failures (Nom)
68918800	MASTERCcolour CDM-R111 Elite CDM-R111 Elite 35W/930 GX8.5 10D	5500 h

Order Code	Full Product Name	Life To 10% Failures (Nom)
68944700	MASTERCcolour CDM-R111 Elite CDM-R111 Elite 35W/930 GX8.5 24D	5500 h

# MASTERCLOUR CDM-R111 Elite

Order Code	Full Product Name	Life To 10% Failures (Nom)
68952200	MASTERCLOUR CDM-R111 Elite CDM-R111 Elite 35W/930 GX8.5 40D	5500 h
68962100	MASTERCLOUR CDM-R111 Elite CDM-R111 Elite 70W/930 GX8.5 10D	9500 h

Order Code	Full Product Name	Life To 10% Failures (Nom)
68970600	MASTERCLOUR CDM-R111 Elite CDM-R111 Elite 70W/930 GX8.5 24D	9500 h
68978200	MASTERCLOUR CDM-R111 Elite CDM-R111 Elite 70W/930 GX8.5 40D	9500 h

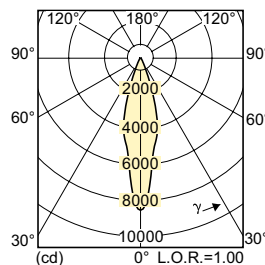
## Light Technical (1/2)

Order Code	Full Product Name	Beam		Chromaticity	
		Angle (Nom)	Beam Description	Coordinate X (Nom)	Coordinate Y (Nom)
68918800	MASTERCLOUR CDM-R111 Elite CDM-R111 Elite 35W/930 GX8.5 10D	10 °	Spot	0.432	0.392
68944700	MASTERCLOUR CDM-R111 Elite CDM-R111 Elite 35W/930 GX8.5 24D	24 °	Narrow Flood	0.432	0.392
68952200	MASTERCLOUR CDM-R111 Elite CDM-R111 Elite 35W/930 GX8.5 40D	40 °	Flood	0.432	0.392
68962100	MASTERCLOUR CDM-R111 Elite CDM-	10 °	Spot	0.441	0.397

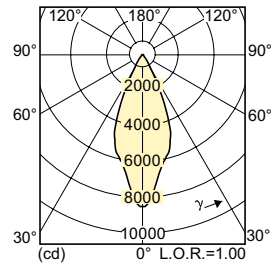
Order Code	Full Product Name	Beam		Chromaticity	
		Angle (Nom)	Beam Description	Coordinate X (Nom)	Coordinate Y (Nom)
	R111 Elite 70W/930 GX8.5 10D				
68970600	MASTERCLOUR CDM-R111 Elite CDM-R111 Elite 70W/930 GX8.5 24D	24 °	Narrow Flood	0.441	0.397
68978200	MASTERCLOUR CDM-R111 Elite CDM-R111 Elite 70W/930 GX8.5 40D	40 °	Flood	0.441	0.397

## Light Technical (2/2)

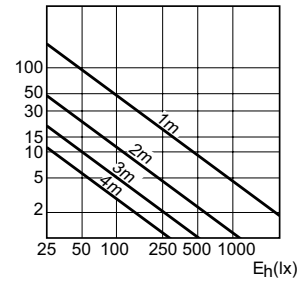

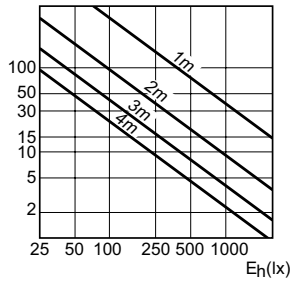
Order Code	Full Product Name	Colour Rendering		Luminous Efficacy (rated) (Nom)	Design Mean Lumens	Luminous Intensity (Min)	Luminous Intensity (Nom)
		Index (Min)	Index (Nom)				
68918800	MASTERCLOUR CDM-R111 Elite CDM-R111 Elite 35W/930 GX8.5 10D	87	90	37 lm/W	1200 lm	27000 cd	36000 cd
68944700	MASTERCLOUR CDM-R111 Elite CDM-R111 Elite 35W/930 GX8.5 24D	87	90	46 lm/W	1500 lm	6500 cd	8500 cd
68952200	MASTERCLOUR CDM-R111 Elite CDM-R111 Elite 35W/930 GX8.5 40D	87	90	46 lm/W	1500 lm	3500 cd	4500 cd
68962100	MASTERCLOUR CDM-R111 Elite CDM-R111 Elite 70W/930 GX8.5 10D	89	92	39 lm/W	2400 lm	34000 cd	45000 cd
68970600	MASTERCLOUR CDM-R111 Elite CDM-R111 Elite 70W/930 GX8.5 24D	89	92	50 lm/W	3100 lm	12000 cd	16000 cd
68978200	MASTERCLOUR CDM-R111 Elite CDM-R111 Elite 70W/930 GX8.5 40D	89	92	50 lm/W	3100 lm	6500 cd	8500 cd



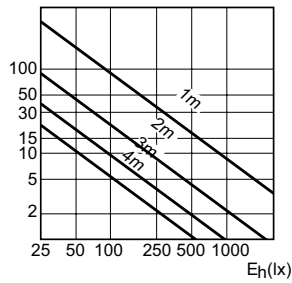

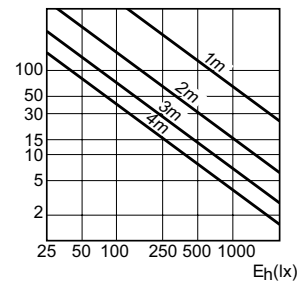
# MASTERCoulour CDM-R111 Elite



## Accent Diagrams



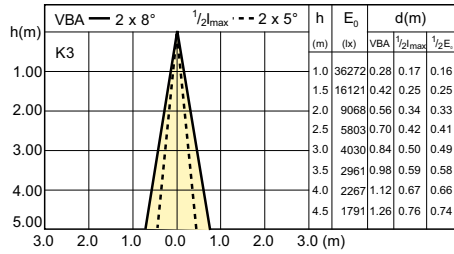
LDAC\_CDMR111E\_0002-Accent diagram




LDAC\_CDMR111E\_0008-Accent diagram

# MASTERColour CDM-R111 Elite


## Beam Diagrams



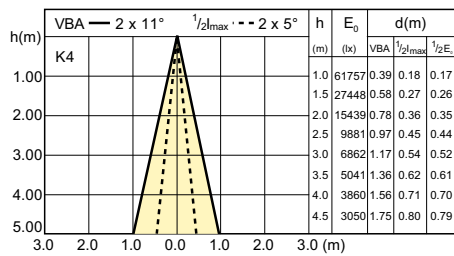
LDBE\_CDMR111E\_0001-Beam diagram




LDBE\_CDMR111E\_0002-Beam diagram




LDBE\_CDMR111E\_0003-Beam diagram



LDBE\_CDMR111E\_0007-Beam diagram



LDBE\_CDMR111E\_0008-Beam diagram



LDBE\_CDMR111E\_0009-Beam diagram

