



# Perfect sparkle, simple use

## MASTERColour CDM-R Elite

Compact, very high-efficiency, long-life Ceramic Metal Halide discharge reflector lamp producing crisp white sparkling light with high color rendering

### Benefits

- High-efficiency lamp producing crisp white sparkling light that makes merchandise look irresistible
- Stable color and lumen output over life keeps your store attractive season after season
- Easy to install and replace, reducing installation and relamping costs

### Features

- Crisp white sparkling light
- Excellent color rendering, with extra red
- High efficacy combined with unparalleled lumen maintenance
- Fits in simple open luminaires
- UV-blocking front glass

### Application

- Accent and display lighting retail
- General and decorative indoor lighting

# MASTERColour CDM-R Elite

## Versions

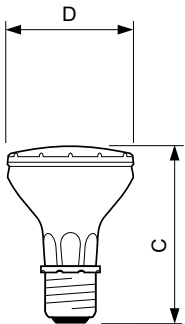
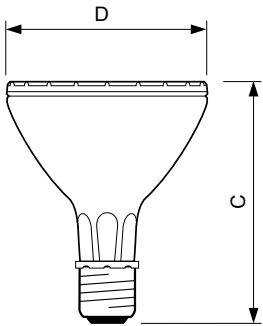


CDM-R Elite 30W /930, /942 E27 PAR20



CDM-R Elite /930, /942 E27 PAR30L

## Dimensional drawing



Product	D (max)	C (max)
MASTERColour CDM-R Elite 70W/930 E27 PAR30L 40D	97 mm	123 mm
MASTERColour CDM-R Elite 70W/930 E27 PAR30L 30D	97 mm	123 mm
MASTERColour CDM-R Elite 70W/930 E27 PAR30L 10D	97 mm	123 mm
MASTERColour CDM-R Elite 35W/930 E27 PAR30L 30D	97 mm	123 mm
MASTERColour CDM-R Elite 35W/930 E27 PAR30L 10D	97 mm	123 mm
MASTERColour CDM-R Elite 70W/942 E27 PAR30L 40D	97 mm	123 mm
MASTERColour CDM-R Elite 70W/942 E27 PAR30L 30D	97 mm	123 mm

Product	D (max)	C (max)
MASTERColour CDM-R Elite 35W/930 E27 PAR20 30D	65 mm	95 mm
MASTERColour CDM-R Elite 35W/930 E27 PAR20 10D	65 mm	95 mm

# MASTERCcolour CDM-R Elite

Approval and Application	
Energy Efficiency Label (EEL)	A
Controls and Dimming	
Dimmable	No
Operating and Electrical	
Re-Ignition Time (Min) (Max)	15 min
Warm Up Time To 60% Light (Nom)	120 s
General Information	
Cap-Base	E27
Life To 20% Failures (Nom)	12000 h
Life To 50% Failures (Nom)	15000 h
Life To 5% Failures (Nom)	9000 h
Operating Position	UNIVERSAL
Switching Cycle	1350X
Luminaire Design Requirements	
Bulb Temperature (Max)	300 °C
Mechanical and Housing	
Bulb Finish	Clear (CL)

## Approval and Application

Order Code	Full Product Name	Energy Consumption kWh/1000 h	Mercury (Hg) Content (Nom)
65155000	MASTERCcolour CDM-R Elite 35W/930 E27 PAR20 10D	43 kWh	4.7 mg
65157400	MASTERCcolour CDM-R Elite 35W/930 E27 PAR20 30D	43 kWh	4.7 mg
65167300	MASTERCcolour CDM-R Elite 70W/942 E27 PAR30L 30D	80 kWh	6.5 mg
65169700	MASTERCcolour CDM-R Elite 70W/942 E27 PAR30L 40D	80 kWh	6.5 mg
24192800	MASTERCcolour CDM-R Elite 35W/930 E27 PAR30L 10D	43 kWh	4.7 mg
24194200	MASTERCcolour CDM-R Elite 35W/930 E27 PAR30L 30D	43 kWh	4.7 mg
24186700	MASTERCcolour CDM-R Elite 70W/930 E27 PAR30L 10D	80 kWh	6.6 mg
24188100	MASTERCcolour CDM-R Elite 70W/930 E27 PAR30L 30D	80 kWh	6.6 mg
24190400	MASTERCcolour CDM-R Elite 70W/930 E27 PAR30L 40D	80 kWh	6.6 mg

## Operating and Electrical (1/2)

Order Code	Full Product Name	Lamp			
		Current (EM) (Nom)	Voltage (Max)	Voltage (Min)	Voltage (Nom)
65155000	MASTERCcolour CDM-R Elite 35W/930 E27 PAR20 10D	-	96 V	80 V	88 V
65157400	MASTERCcolour CDM-R Elite 35W/930 E27 PAR20 30D	-	96 V	80 V	88 V
65167300	MASTERCcolour CDM-R Elite 70W/942 E27 PAR30L 30D	-	98 V	82 V	90 V
65169700	MASTERCcolour CDM-R Elite 70W/942 E27 PAR30L 40D	-	98 V	82 V	90 V
24192800	MASTERCcolour CDM-R Elite 35W/930 E27 PAR30L 10D	0.450 A	96 V	80 V	88 V

Order Code	Full Product Name	Lamp			
		Current (EM) (Nom)	Voltage (Max)	Voltage (Min)	Voltage (Nom)
24194200	MASTERCcolour CDM-R Elite 35W/930 E27 PAR30L 30D	0.450 A	96 V	80 V	88 V
24186700	MASTERCcolour CDM-R Elite 70W/930 E27 PAR30L 10D	-	93 V	79 V	86 V
24188100	MASTERCcolour CDM-R Elite 70W/930 E27 PAR30L 30D	-	93 V	79 V	86 V
24190400	MASTERCcolour CDM-R Elite 70W/930 E27 PAR30L 40D	-	93 V	79 V	86 V

## Operating and Electrical (2/2)

Order Code	Full Product Name	Power (Rated) (Nom)
65155000	MASTERCcolour CDM-R Elite 35W/930 E27 PAR20 10D	39.0 W
65157400	MASTERCcolour CDM-R Elite 35W/930 E27 PAR20 30D	39.0 W

Order Code	Full Product Name	Power (Rated) (Nom)
65167300	MASTERCcolour CDM-R Elite 70W/942 E27 PAR30L 30D	73 W
65169700	MASTERCcolour CDM-R Elite 70W/942 E27 PAR30L 40D	73 W

# MASTERCcolour CDM-R Elite

Order Code	Full Product Name	Power (Rated) (Nom)
24192800	MASTERCcolour CDM-R Elite 35W/930 E27 PAR30L 10D	39 W
24194200	MASTERCcolour CDM-R Elite 35W/930 E27 PAR30L 30D	39 W
24186700	MASTERCcolour CDM-R Elite 70W/930 E27 PAR30L 10D	73.0 W
24188100	MASTERCcolour CDM-R Elite 70W/930 E27 PAR30L 30D	73.0 W

Order Code	Full Product Name	Power (Rated) (Nom)
24190400	MASTERCcolour CDM-R Elite 70W/930 E27 PAR30L 40D	73.0 W

## General Information

Order Code	Full Product Name	Life To 10% Failures (Nom)
65155000	MASTERCcolour CDM-R Elite 35W/930 E27 PAR20 10D	5500 h
65157400	MASTERCcolour CDM-R Elite 35W/930 E27 PAR20 30D	5500 h
65167300	MASTERCcolour CDM-R Elite 70W/942 E27 PAR30L 30D	10000 h
65169700	MASTERCcolour CDM-R Elite 70W/942 E27 PAR30L 40D	10000 h
24192800	MASTERCcolour CDM-R Elite 35W/930 E27 PAR30L 10D	5500 h

Order Code	Full Product Name	Life To 10% Failures (Nom)
24194200	MASTERCcolour CDM-R Elite 35W/930 E27 PAR30L 30D	5500 h
24186700	MASTERCcolour CDM-R Elite 70W/930 E27 PAR30L 10D	6500 h
24188100	MASTERCcolour CDM-R Elite 70W/930 E27 PAR30L 30D	6500 h
24190400	MASTERCcolour CDM-R Elite 70W/930 E27 PAR30L 40D	6500 h

## Light Technical (1/3)

Order Code	Full Product Name	Beam		Chromaticity	
		Angle (Nom)	Beam Description	Coordinate X (Nom)	Coordinate Y (Nom)
65155000	MASTERCcolour CDM-R Elite 35W/930 E27 PAR20 10D	10 °	Spot	0.437	0.400
65157400	MASTERCcolour CDM-R Elite 35W/930 E27 PAR20 30D	30 °	Flood	0.437	0.400
65167300	MASTERCcolour CDM-R Elite 70W/942 E27 PAR30L 30D	30 °	Flood	0.372	0.369
65169700	MASTERCcolour CDM-R Elite 70W/942 E27 PAR30L 40D	40 °	Flood	0.372	0.369
24192800	MASTERCcolour CDM-R Elite	10 °	Spot	0.437	0.400

Order Code	Full Product Name	Beam		Chromaticity	
		Angle (Nom)	Beam Description	Coordinate X (Nom)	Coordinate Y (Nom)
	35W/930 E27 PAR30L 10D				
24194200	MASTERCcolour CDM-R Elite 35W/930 E27 PAR30L 30D	30 °	Flood	0.437	0.400
24186700	MASTERCcolour CDM-R Elite 70W/930 E27 PAR30L 10D	10 °	Spot	0.443	0.402
24188100	MASTERCcolour CDM-R Elite 70W/930 E27 PAR30L 30D	30 °	Flood	0.443	0.402
24190400	MASTERCcolour CDM-R Elite 70W/930 E27 PAR30L 40D	40 °	Flood	0.443	0.402

## Light Technical (2/3)

# MASTERCLOUR CDM-R Elite

Order Code	Full Product Name	Color Code	Color Designation	Correlated	Color	Color	Color	Llmf At End	Lumen	Lumen	Lumen
				Color Temperature (Nom)	Color Rendering Index (Min)	Color Rendering Index (Nom)	Of Nominal Lifetime (Nom)	Maintenance 12000 h (Nom)	Maintenance 2000 h (Nom)	Maintenance 4000 h (Nom)	
65155000	MASTERCLOUR CDM-R Elite 35W/930 E27 PAR20 10D	930	Warm White (WW)	3000 K	88	91	80 %	82 %	94 %	90 %	
65157400	MASTERCLOUR CDM-R Elite 35W/930 E27 PAR20 30D	930	Warm White (WW)	3000 K	88	91	80 %	82 %	94 %	90 %	
65167300	MASTERCLOUR CDM-R Elite 70W/942 E27 PAR30L 30D	942	Cool White (CW)	4200 K	89	92	75 %	77 %	90 %	84 %	
65169700	MASTERCLOUR CDM-R Elite 70W/942 E27 PAR30L 40D	942	Cool White (CW)	4200 K	89	92	75 %	77 %	90 %	84 %	
24192800	MASTERCLOUR CDM-R Elite 35W/930 E27 PAR30L 10D	930	Warm White (WW)	3000 K	88	91	80 %	82 %	94 %	90 %	
24194200	MASTERCLOUR CDM-R Elite 35W/930 E27 PAR30L 30D	930	Warm White (WW)	3000 K	88	91	80 %	82 %	94 %	90 %	
24186700	MASTERCLOUR CDM-R Elite 70W/930 E27 PAR30L 10D	930	Warm White (WW)	3000 K	89	92	80 %	82 %	94 %	90 %	
24188100	MASTERCLOUR CDM-R Elite 70W/930 E27 PAR30L 30D	930	Warm White (WW)	3000 K	89	92	80 %	82 %	94 %	90 %	
24190400	MASTERCLOUR CDM-R Elite 70W/930 E27 PAR30L 40D	930	Warm White (WW)	3000 K	89	92	80 %	82 %	94 %	90 %	

## Light Technical (3/3)

Order Code	Full Product Name	Luminous	Luminous	Luminous Intensity (Min)	Luminous Intensity (Nom)
		Efficacy (rated) (Nom)	Design Mean Lumens		
65155000	MASTERCLOUR CDM-R Elite 35W/930 E27 PAR20 10D	60 lm/W	2040 lm	-	23000 cd
65157400	MASTERCLOUR CDM-R Elite 35W/930 E27 PAR20 30D	61 lm/W	2040 lm	-	6500 cd
65167300	MASTERCLOUR CDM-R Elite 70W/942 E27 PAR30L 30D	71 lm/W	4200 lm	5200 lm	10125 cd 13500 cd
65169700	MASTERCLOUR CDM-R Elite	71 lm/W	4200 lm	5200 lm	7350 cd 9800 cd

Order Code	Full Product Name	Luminous	Luminous	Luminous Intensity (Min)	Luminous Intensity (Nom)
		Efficacy (rated) (Nom)	Design Mean Lumens		
24192800	MASTERCLOUR CDM-R Elite 35W/930 E27 PAR30L 10D	69 lm/W	2000 lm	-	49000 cd
24194200	MASTERCLOUR CDM-R Elite 35W/930 E27 PAR30L 30D	69 lm/W	2000 lm	-	8000 cd
24186700	MASTERCLOUR CDM-R Elite 70W/930 E27 PAR30L 10D	70 lm/W	3800 lm	-	61000 cd

# MASTERCcolour CDM-R Elite

Order Code	Full Product Name	Luminous		Luminous		
		Efficacy (rated) (Nom)	Design Mean Lumens	Flux (Rated) (Nom)	Luminous Intensity (Min)	Luminous Intensity (Nom)
24188100	MASTERCcolour CDM-R Elite 70W/930 E27 PAR30L 30D	70 lm/W	3800 lm	-	-	14000 cd
24190400	MASTERCcolour CDM-R Elite 70W/930 E27 PAR30L 40D	70 lm/W	3800 lm	-	-	10300 cd

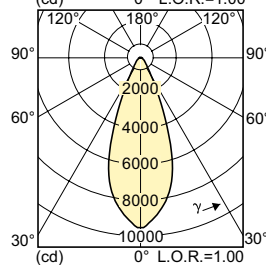
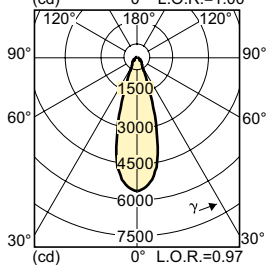
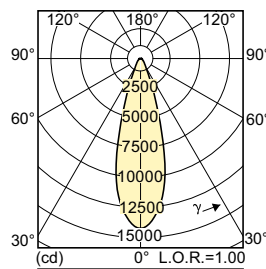
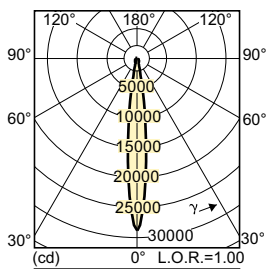
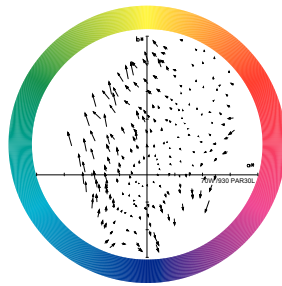
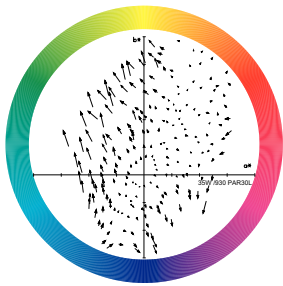
Order Code	Full Product Name	Luminous		Luminous		
		Efficacy (rated) (Nom)	Design Mean Lumens	Flux (Rated) (Nom)	Luminous Intensity (Min)	Luminous Intensity (Nom)
70W/930 E27	PAR30L 40D					

## Mechanical and Housing

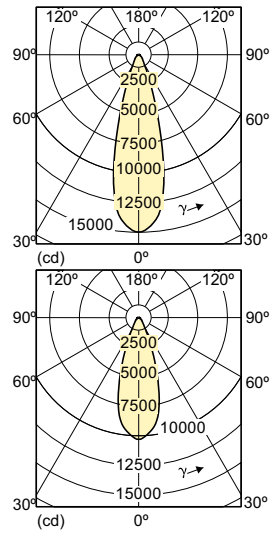
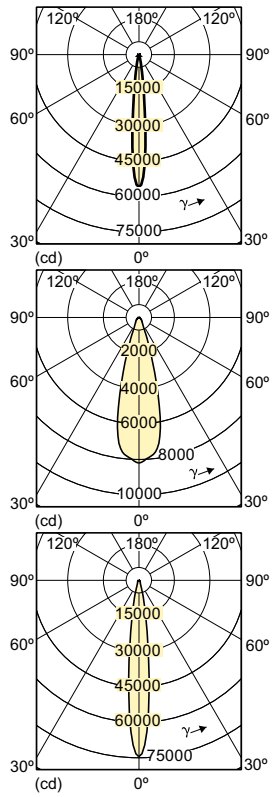
Order Code	Full Product Name	Bulb Shape
65155000	MASTERCcolour CDM-R Elite 35W/930 E27 PAR20 10D	PAR20
65157400	MASTERCcolour CDM-R Elite 35W/930 E27 PAR20 30D	PAR20
65167300	MASTERCcolour CDM-R Elite 70W/942 E27 PAR30L 30D	PAR30L
65169700	MASTERCcolour CDM-R Elite 70W/942 E27 PAR30L 40D	PAR30L
24192800	MASTERCcolour CDM-R Elite 35W/930 E27 PAR30L 10D	PAR30L

Order Code	Full Product Name	Bulb Shape
24194200	MASTERCcolour CDM-R Elite 35W/930 E27 PAR30L 30D	PAR30L
24186700	MASTERCcolour CDM-R Elite 70W/930 E27 PAR30L 10D	PAR30L
24188100	MASTERCcolour CDM-R Elite 70W/930 E27 PAR30L 30D	PAR30L
24190400	MASTERCcolour CDM-R Elite 70W/930 E27 PAR30L 40D	PAR30L

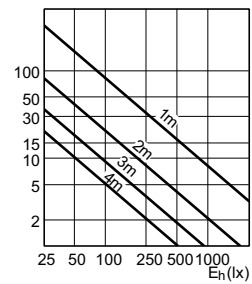
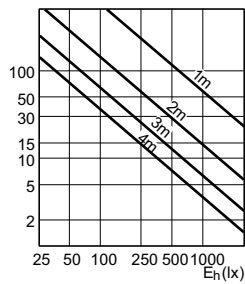
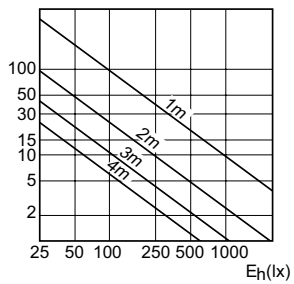
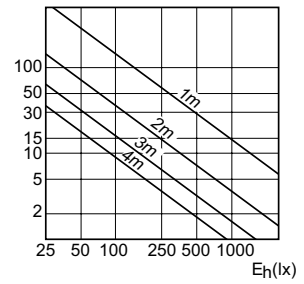
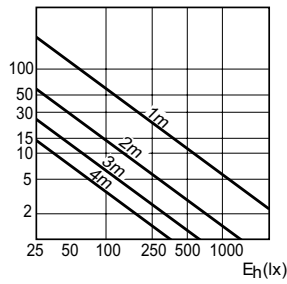
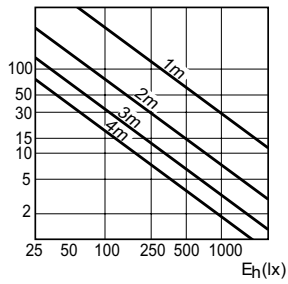
## Colour Rendering Diagrams



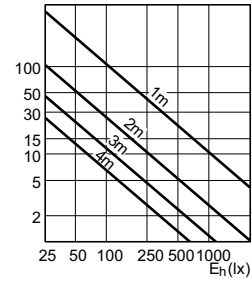
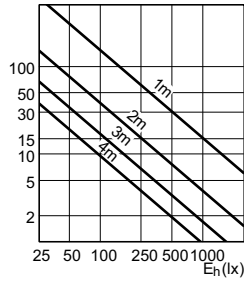
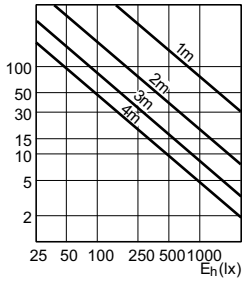
# MASTERColour CDM-R Elite



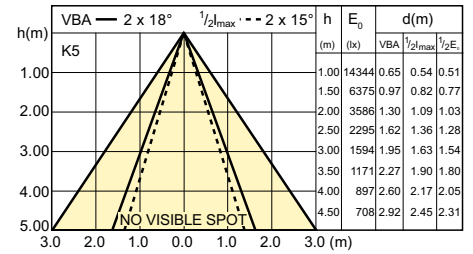
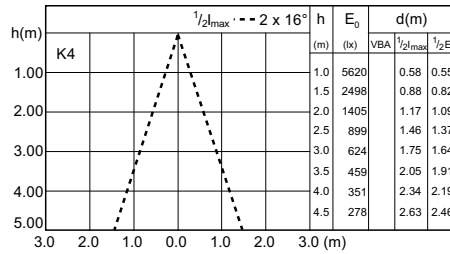
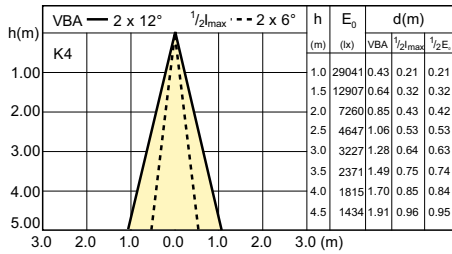
## Accent Diagrams



## Accent Diagrams



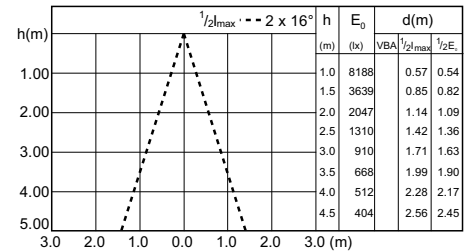
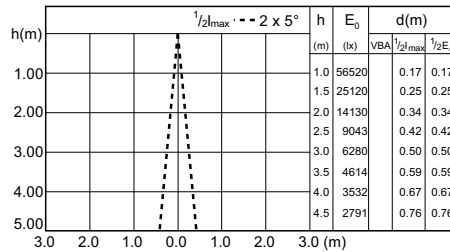
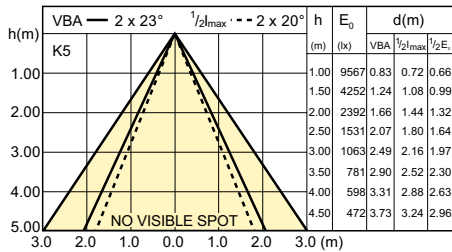
## Beam Diagrams



LDBE\_CDM-R-E\_0015-Beam diagram

LDBE\_CDM-R-E\_0016-Beam diagram

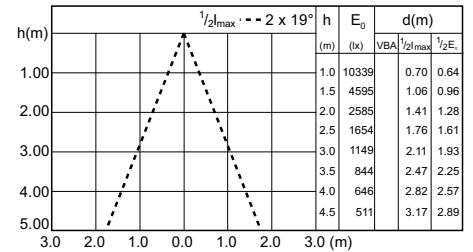
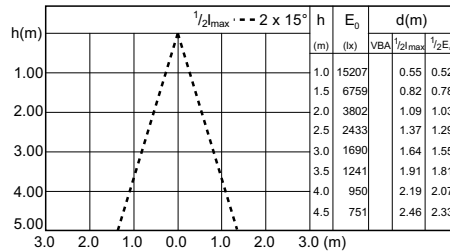
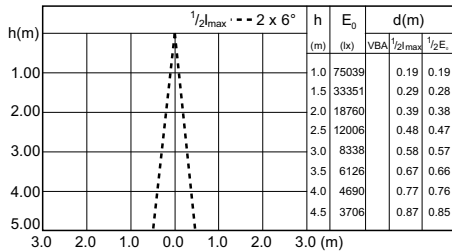
LDBE\_CDM-R-E\_0013-Beam diagram



LDBE\_CDM-R-E\_0014-Beam diagram

LDBE\_CDM-R-E\_0002-Beam diagram

LDBE\_CDM-R-E\_0001-Beam diagram



LDBE\_CDM-R-E\_0003-Beam diagram

LDBE\_CDM-R-E\_0004-Beam diagram

LDBE\_CDM-R-E\_0005-Beam diagram



## MASTERColour CDM-R Elite

