



Perfect sparkle, simple use

MASTERColour CDM-R Elite

Compact, very high-efficiency, long-life Ceramic Metal Halide discharge reflector lamp producing crisp white sparkling light with high color rendering

Benefits

- High-efficiency lamp producing crisp white sparkling light that makes merchandise look irresistible
- Stable color and lumen output over life keeps your store attractive season after season
- Easy to install and replace, reducing installation and relamping costs

Features

- Crisp white sparkling light
- Excellent color rendering, with extra red
- High efficacy combined with unparalleled lumen maintenance
- Fits in simple open luminaires
- UV-blocking front glass

Application

- Accent and display lighting retail
- General and decorative indoor lighting

MASTERColour CDM-R Elite

Versions

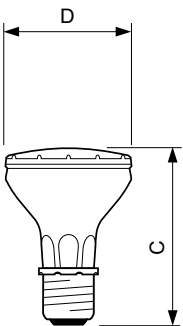
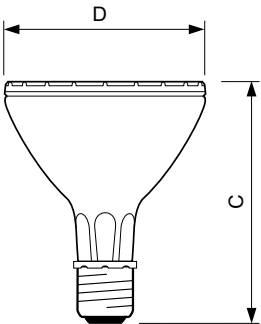


CDM-R Elite 30W /930, /942 E27 PAR20



CDM-R Elite /930, /942 E27 PAR30L

Dimensional drawing



Product	D (max)	C (max)
MASTERColour CDM-R Elite 70W/930 E27 PAR30L 40D	97 mm	123 mm
MASTERColour CDM-R Elite 70W/930 E27 PAR30L 10D	97 mm	123 mm
MASTERColour CDM-R Elite 35W/930 E27 PAR30L 30D	97 mm	123 mm
MASTERColour CDM-R Elite 35W/930 E27 PAR30L 10D	97 mm	123 mm
MASTERColour CDM-R Elite 70W/942 E27 PAR30L 40D	97 mm	123 mm
MASTERColour CDM-R Elite 70W/942 E27 PAR30L 30D	97 mm	123 mm
MASTERColour CDM-R Elite 70W/930 E27 PAR30L 30D	97 mm	123 mm

Product	D (max)	C (max)
MASTERColour CDM-R Elite 35W/930 E27 PAR20 10D	65 mm	95 mm
MASTERColour CDM-R Elite 35W/930 E27 PAR20 30D	65 mm	95 mm

MASTERCcolour CDM-R Elite

Approval and Application	
Energy Efficiency Label (EEL)	A
Controls and Dimming	
Dimmable	No
Operating and Electrical	
Re-Ignition Time (Min) (Max)	15 min
Warm Up Time To 60% Light (Nom)	120 s
General Information	
Cap-Base	E27
Life To 20% Failures (Nom)	12000 h
Life To 50% Failures (Nom)	15000 h
Life To 5% Failures (Nom)	9000 h
Operating Position	UNIVERSAL
Switching Cycle	1350X
Luminaire Design Requirements	
Bulb Temperature (Max)	300 °C
Mechanical and Housing	
Bulb Finish	Clear

Approval and Application

Order Code	Full Product Name	Energy Consumption kWh/1000 h	Mercury (Hg) Content (Nom)
928050200630	MASTERCcolour CDM-R Elite 35W/930 E27 PAR20 10D	43 kWh	4.7 mg
928050300630	MASTERCcolour CDM-R Elite 35W/930 E27 PAR20 30D	43 kWh	4.7 mg
928053000630	MASTERCcolour CDM-R Elite 70W/942 E27 PAR30L 30D	80 kWh	6.5 mg
928053100630	MASTERCcolour CDM-R Elite 70W/942 E27 PAR30L 40D	80 kWh	6.5 mg
928108100630	MASTERCcolour CDM-R Elite 35W/930 E27 PAR30L 10D	43 kWh	4.7 mg
928108200630	MASTERCcolour CDM-R Elite 35W/930 E27 PAR30L 30D	43 kWh	4.7 mg
928109300630	MASTERCcolour CDM-R Elite 70W/930 E27 PAR30L 10D	80 kWh	6.6 mg
928109400630	MASTERCcolour CDM-R Elite 70W/930 E27 PAR30L 30D	80 kWh	6.6 mg
928109500630	MASTERCcolour CDM-R Elite 70W/930 E27 PAR30L 40D	80 kWh	6.6 mg

Operating and Electrical (1/2)

Order Code	Full Product Name	Lamp			
		Current (EM) (Nom)	Voltage (Max)	Voltage (Min)	Voltage (Nom)
928050200630	MASTERCcolour CDM-R Elite 35W/930 E27 PAR20 10D	-	96 V	80 V	88 V
928050300630	MASTERCcolour CDM-R Elite 35W/930 E27 PAR20 30D	-	96 V	80 V	88 V
928053000630	MASTERCcolour CDM-R Elite 70W/942 E27 PAR30L 30D	-	98 V	82 V	90 V
928053100630	MASTERCcolour CDM-R Elite 70W/942 E27 PAR30L 40D	-	98 V	82 V	90 V
928108100630	MASTERCcolour CDM-R Elite 35W/930 E27 PAR30L 10D	0.450 A	96 V	80 V	88 V

Order Code	Full Product Name	Lamp			
		Current (EM) (Nom)	Voltage (Max)	Voltage (Min)	Voltage (Nom)
928108200630	MASTERCcolour CDM-R Elite 35W/930 E27 PAR30L 30D	0.450 A	96 V	80 V	88 V
928109300630	MASTERCcolour CDM-R Elite 70W/930 E27 PAR30L 10D	-	93 V	79 V	86 V
928109400630	MASTERCcolour CDM-R Elite 70W/930 E27 PAR30L 30D	-	93 V	79 V	86 V
928109500630	MASTERCcolour CDM-R Elite 70W/930 E27 PAR30L 40D	-	93 V	79 V	86 V

Operating and Electrical (2/2)

Order Code	Full Product Name	Power (Rated) (Nom)
928050200630	MASTERCcolour CDM-R Elite 35W/930 E27 PAR20 10D	39.0 W

Order Code	Full Product Name	Power (Rated) (Nom)
928050300630	MASTERCcolour CDM-R Elite 35W/930 E27 PAR20 30D	39.0 W

MASTERCcolour CDM-R Elite

Order Code	Full Product Name	Power (Rated) (Nom)
928053000630	MASTERCcolour CDM-R Elite 70W/942 E27 PAR30L 30D	73 W
928053100630	MASTERCcolour CDM-R Elite 70W/942 E27 PAR30L 40D	73 W
928108100630	MASTERCcolour CDM-R Elite 35W/930 E27 PAR30L 10D	39 W
928108200630	MASTERCcolour CDM-R Elite 35W/930 E27 PAR30L 30D	39 W

Order Code	Full Product Name	Power (Rated) (Nom)
928109300630	MASTERCcolour CDM-R Elite 70W/930 E27 PAR30L 10D	73.0 W
928109400630	MASTERCcolour CDM-R Elite 70W/930 E27 PAR30L 30D	73.0 W
928109500630	MASTERCcolour CDM-R Elite 70W/930 E27 PAR30L 40D	73.0 W

General Information

Order Code	Full Product Name	Life To 10% Failures (Nom)
928050200630	MASTERCcolour CDM-R Elite 35W/930 E27 PAR20 10D	5500 h
928050300630	MASTERCcolour CDM-R Elite 35W/930 E27 PAR20 30D	5500 h
928053000630	MASTERCcolour CDM-R Elite 70W/942 E27 PAR30L 30D	10000 h
928053100630	MASTERCcolour CDM-R Elite 70W/942 E27 PAR30L 40D	10000 h
928108100630	MASTERCcolour CDM-R Elite 35W/930 E27 PAR30L 10D	5500 h

Order Code	Full Product Name	Life To 10% Failures (Nom)
928108200630	MASTERCcolour CDM-R Elite 35W/930 E27 PAR30L 30D	5500 h
928109300630	MASTERCcolour CDM-R Elite 70W/930 E27 PAR30L 10D	6500 h
928109400630	MASTERCcolour CDM-R Elite 70W/930 E27 PAR30L 30D	6500 h
928109500630	MASTERCcolour CDM-R Elite 70W/930 E27 PAR30L 40D	6500 h

Light Technical (1/3)

Order Code	Full Product Name	Beam		Chromaticity	
		Angle (Nom)	Beam Description	Coordinate X (Nom)	Coordinate Y (Nom)
928050200630	MASTERCcolour CDM-R Elite 35W/930 E27 PAR20 10D	10 °	Spot	0.437	0.400
928050300630	MASTERCcolour CDM-R Elite 35W/930 E27 PAR20 30D	30 °	Flood	0.437	0.400
928053000630	MASTERCcolour CDM-R Elite 70W/942 E27 PAR30L 30D	30 °	Flood	0.372	0.369
928053100630	MASTERCcolour CDM-R Elite 70W/942 E27 PAR30L 40D	40 °	Flood	0.372	0.369
928108100630	MASTERCcolour CDM-R Elite	10 °	Spot	0.437	0.400

Order Code	Full Product Name	Beam		Chromaticity	
		Angle (Nom)	Beam Description	Coordinate X (Nom)	Coordinate Y (Nom)
	35W/930 E27 PAR30L 10D				
928108200630	MASTERCcolour CDM-R Elite 35W/930 E27 PAR30L 30D	30 °	Flood	0.437	0.400
928109300630	MASTERCcolour CDM-R Elite 70W/930 E27 PAR30L 10D	10 °	Spot	0.443	0.402
928109400630	MASTERCcolour CDM-R Elite 70W/930 E27 PAR30L 30D	30 °	Flood	0.443	0.402
928109500630	MASTERCcolour CDM-R Elite 70W/930 E27 PAR30L 40D	40 °	Flood	0.443	0.402

Light Technical (2/3)

MASTERCLOUR CDM-R Elite

Order Code	Full Product Name	Color Code	Color Designation	Correlated	Color	Color	Llmf At End	Lumen Maintenance	Lumen Maintenance	Lumen Maintenance
				Color Temperature (Nom)	Color Rendering Index (Min)	Color Rendering Index (Nom)	Of Nominal Lifetime (Nom)			
928050200630	MASTERCLOUR CDM-R Elite 35W/930 E27 PAR20 10D	930	Warm White (WW)	3000 K	88	91	80 %	82 %	94 %	90 %
928050300630	MASTERCLOUR CDM-R Elite 35W/930 E27 PAR20 30D	930	Warm White (WW)	3000 K	88	91	80 %	82 %	94 %	90 %
928053000630	MASTERCLOUR CDM-R Elite 70W/942 E27 PAR30L 30D	942	Cool White (CW)	4200 K	89	92	75 %	77 %	90 %	84 %
928053100630	MASTERCLOUR CDM-R Elite 70W/942 E27 PAR30L 40D	942	Cool White (CW)	4200 K	89	92	75 %	77 %	90 %	84 %
928108100630	MASTERCLOUR CDM-R Elite 35W/930 E27 PAR30L 10D	930	Warm White (WW)	3000 K	88	91	80 %	82 %	94 %	90 %
928108200630	MASTERCLOUR CDM-R Elite 35W/930 E27 PAR30L 30D	930	Warm White (WW)	3000 K	88	91	80 %	82 %	94 %	90 %
928109300630	MASTERCLOUR CDM-R Elite 70W/930 E27 PAR30L 10D	930	Warm White (WW)	3000 K	89	92	80 %	82 %	94 %	90 %
928109400630	MASTERCLOUR CDM-R Elite 70W/930 E27 PAR30L 30D	930	Warm White (WW)	3000 K	89	92	80 %	82 %	94 %	90 %
928109500630	MASTERCLOUR CDM-R Elite 70W/930 E27 PAR30L 40D	930	Warm White (WW)	3000 K	89	92	80 %	82 %	94 %	90 %

Light Technical (3/3)

Order Code	Full Product Name	Luminous	Design	Luminous	Luminous	Luminous
		Efficacy (rated) (Nom)	Mean Lumens	Flux (Rated) (Nom)	Luminous Intensity (Min)	Luminous Intensity (Nom)
928050200630	MASTERCLOUR CDM-R Elite 35W/930 E27 PAR20 10D	60 lm/W	2040 lm	-	-	23000 cd
928050300630	MASTERCLOUR CDM-R Elite 35W/930 E27 PAR20 30D	61 lm/W	2040 lm	-	-	6500 cd
928053000630	MASTERCLOUR CDM-R Elite 70W/942 E27 PAR30L 30D	71 lm/W	4200 lm	5200 lm	10125 cd	13500 cd
928053100630	MASTERCLOUR CDM-R Elite 70W/930 E27 PAR30L 10D	71 lm/W	4200 lm	5200 lm	7350 cd	9800 cd

Order Code	Full Product Name	Luminous	Design	Luminous	Luminous	Luminous
		Efficacy (rated) (Nom)	Mean Lumens	Flux (Rated) (Nom)	Luminous Intensity (Min)	Luminous Intensity (Nom)
928108100630	MASTERCLOUR CDM-R Elite 70W/942 E27 PAR30L 40D	69 lm/W	2000 lm	-	-	49000 cd
928108200630	MASTERCLOUR CDM-R Elite 35W/930 E27 PAR30L 10D	69 lm/W	2000 lm	-	-	8000 cd
928109300630	MASTERCLOUR CDM-R Elite 70W/930 E27 PAR30L 10D	70 lm/W	3800 lm	-	-	61000 cd

MASTERCLOUR CDM-R Elite

Order Code	Full Product Name	Luminous		Luminous		
		Efficacy	Design	Flux	Luminous	Luminous
		(rated)	Mean	(Rated)	Intensity	Intensity
	(Nom)	Lumens	(Nom)	(Min)	(Nom)	
928109400630	MASTERCLOUR CDM-R Elite 70W/930 E27 PAR30L 30D	70 lm/W	3800 lm	-	-	14000 cd

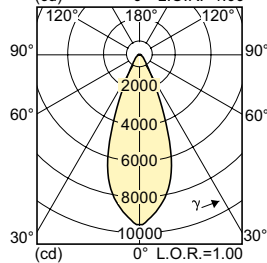
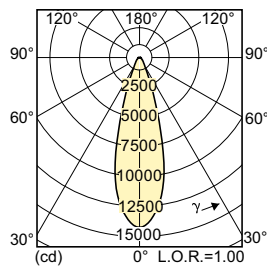
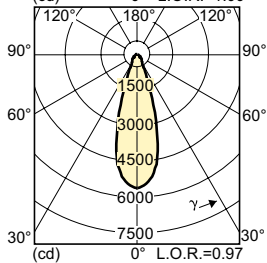
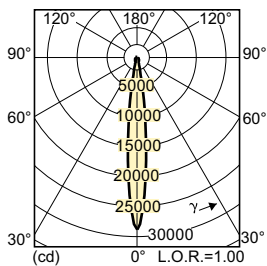
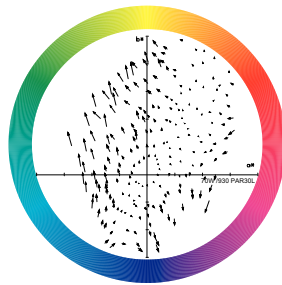
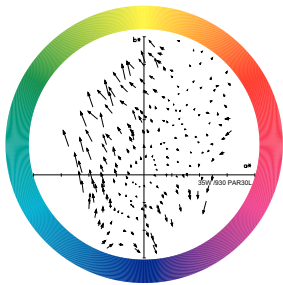
Order Code	Full Product Name	Luminous		Luminous		
		Efficacy	Design	Flux	Luminous	Luminous
		(rated)	Mean	(Rated)	Intensity	Intensity
	(Nom)	Lumens	(Nom)	(Min)	(Nom)	
928109500630	MASTERCLOUR CDM-R Elite 70W/930 E27 PAR30L 40D	70 lm/W	3800 lm	-	-	10300 cd

Mechanical and Housing

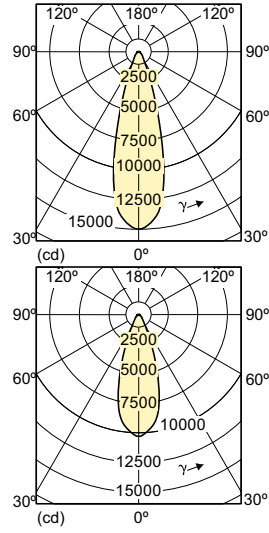
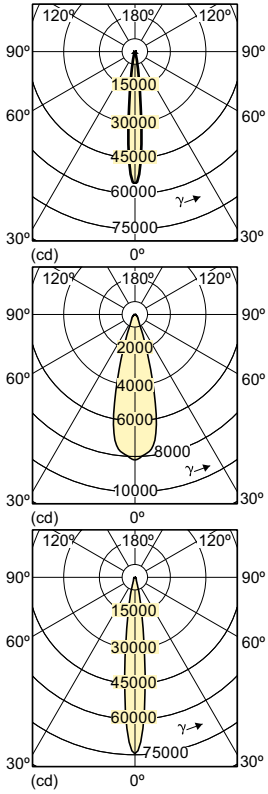
Order Code	Full Product Name	Bulb Shape
928050200630	MASTERCLOUR CDM-R Elite 35W/930 E27 PAR20 10D	PAR20
928050300630	MASTERCLOUR CDM-R Elite 35W/930 E27 PAR20 30D	PAR20
928053000630	MASTERCLOUR CDM-R Elite 70W/942 E27 PAR30L 30D	PAR30L
928053100630	MASTERCLOUR CDM-R Elite 70W/942 E27 PAR30L 40D	PAR30L
928108100630	MASTERCLOUR CDM-R Elite 35W/930 E27 PAR30L 10D	PAR30L

Order Code	Full Product Name	Bulb Shape
928108200630	MASTERCLOUR CDM-R Elite 35W/930 E27 PAR30L 30D	PAR30L
928109300630	MASTERCLOUR CDM-R Elite 70W/930 E27 PAR30L 10D	PAR30L
928109400630	MASTERCLOUR CDM-R Elite 70W/930 E27 PAR30L 30D	PAR30L
928109500630	MASTERCLOUR CDM-R Elite 70W/930 E27 PAR30L 40D	PAR30L

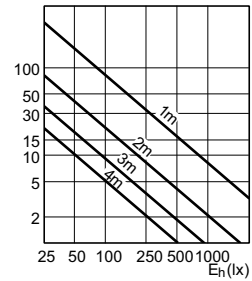
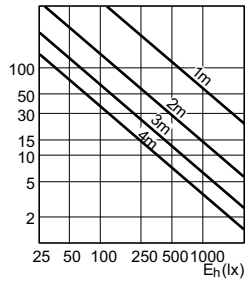
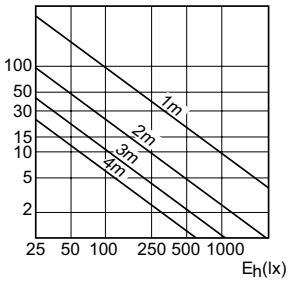
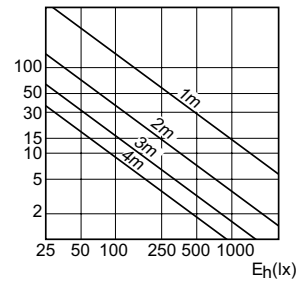
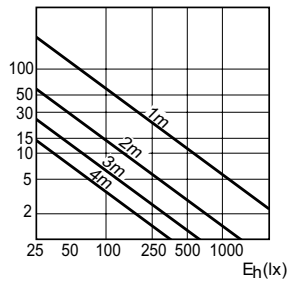
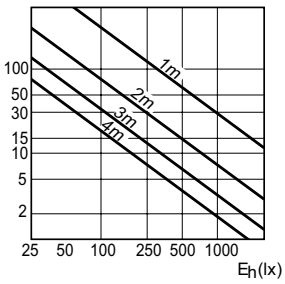
Color Rendering Diagrams



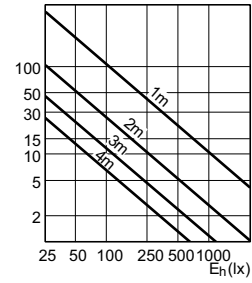
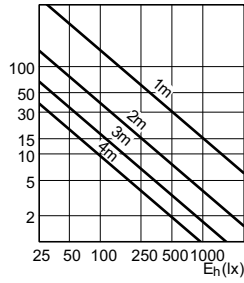
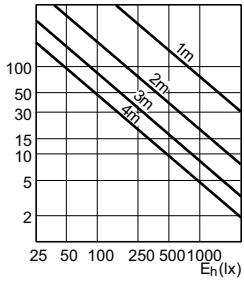
MASTERColour CDM-R Elite



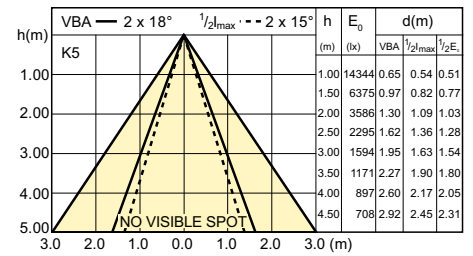
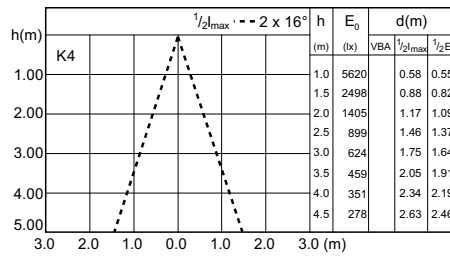
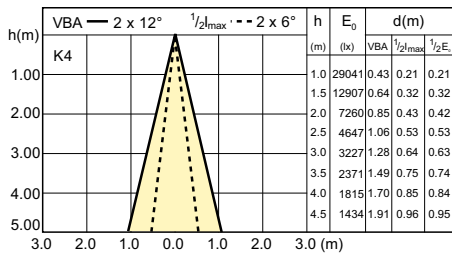
Accent Diagrams



Accent Diagrams



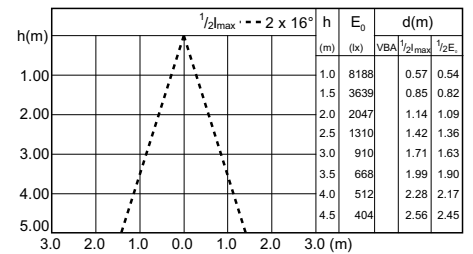
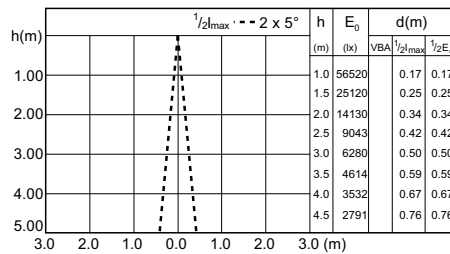
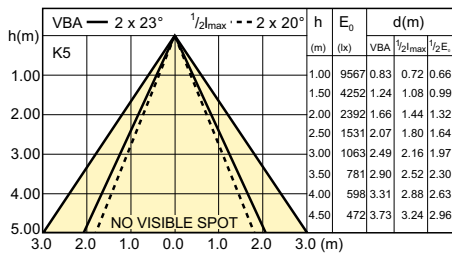
Beam Diagrams



LDBE_CDM-R-E_0015-Beam diagram

LDBE_CDM-R-E_0016-Beam diagram

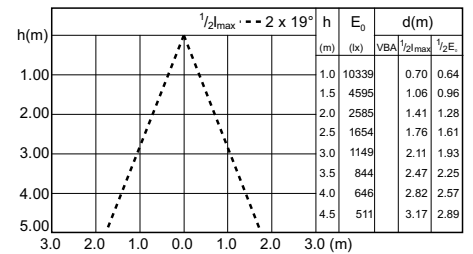
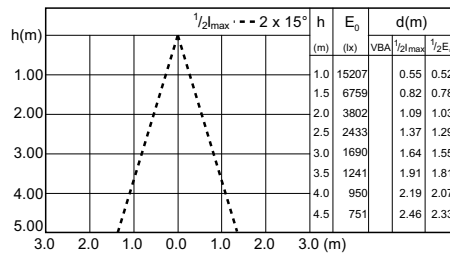
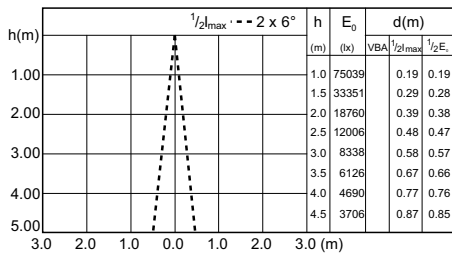
LDBE_CDM-R-E_0013-Beam diagram



LDBE_CDM-R-E_0014-Beam diagram

LDBE_CDM-R-E_0002-Beam diagram

LDBE_CDM-R-E_0001-Beam diagram



LDBE_CDM-R-E_0003-Beam diagram

LDBE_CDM-R-E_0004-Beam diagram

LDBE_CDM-R-E_0005-Beam diagram

MASTERColour CDM-R Elite

