



Brilho perfeito, utilização simples

MASTERColour CDM-R Elite

Lâmpada reflectora compacta de descarga de iodetos metálicos em cerâmica, com longa duração e eficiência muito elevada, que produz uma luz branca viva e brilhante com uma elevada restituição cromática

Benefícios

- Lâmpada de eficiência elevada que produz uma luz branca viva e brilhante que confere um aspecto irresistível aos produtos
- A cor e a emissão de lúmens estáveis ao longo da vida útil mantêm a sua loja atraente estação após estação
- Fácil de instalar e substituir, reduzindo os custos de instalação e reinstalação de lâmpadas

Características

- Luz branca viva e brilhante
- Excelente restituição cromática, com vermelho extra
- Elevada eficiência combinada com uma manutenção luminica sem paralelo
- Pode ser usada em luminárias abertas simples
- Vidro frontal com filtro UV

Aplicação

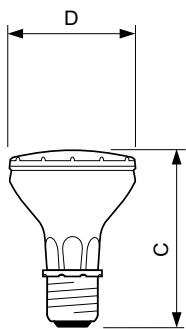
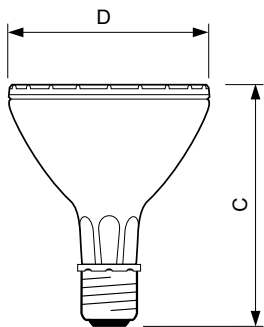
- Iluminação de acentuação e exposição em revenda
- Iluminação geral e decorativa interior

MASTERColour CDM-R Elite

Versions



Desenho dimensional



Product	D (max)	C (max)
MASTERColour CDM-R Elite 70W/930 E27 PAR30L 40D	97 mm	123 mm
MASTERColour CDM-R Elite 70W/930 E27 PAR30L 10D	97 mm	123 mm
MASTERColour CDM-R Elite 35W/930 E27 PAR30L 30D	97 mm	123 mm
MASTERColour CDM-R Elite 35W/930 E27 PAR30L 10D	97 mm	123 mm
MASTERColour CDM-R Elite 70W/942 E27 PAR30L 40D	97 mm	123 mm
MASTERColour CDM-R Elite 70W/942 E27 PAR30L 30D	97 mm	123 mm
MASTERColour CDM-R Elite 70W/930 E27 PAR30L 30D	97 mm	123 mm

Product	D (max)	C (max)
MASTERColour CDM-R Elite 35W/930 E27 PAR20 10D	65 mm	95 mm
MASTERColour CDM-R Elite 35W/930 E27 PAR20 30D	65 mm	95 mm

MASTERCcolour CDM-R Elite

Aprovação e aplicação

Etiqueta de Eficiência Energética (EEL) A

Controles e regulação

Regulável Não

Dados elétricos e de funcionamento

Tempo de re-ignição (Min) (Max) 15 min

Tempo de aquecimento até 60% de luz (Nom.) 120 s

Informações gerais

Casquilho E27

Vida útil até 20% de falhas (Nom.) 12000 h

Vida útil até 50% de falhas (Nom.) 15000 h

Vida útil até 5% de falhas (Nom.) 9000 h

Posição de funcionamento UNIVERSAL

Ciclo de comutação 1350X

Requisitos de design da luminária

Temperatura da lâmpada (Máx.) 300 °C

Dados mecânicos e de revestimento

Acabamento da lâmpada Clear (CL)

Aprovação e aplicação

Order Code	Full Product Name	Consumo de energia kWh/1000 h	Conteúdo de mercúrio (Hg) (Nom.)
65155000	MASTERCcolour CDM-R Elite 35W/930 E27 PAR20 10D	43 kWh	4,7 mg
65157400	MASTERCcolour CDM-R Elite 35W/930 E27 PAR20 30D	43 kWh	4,7 mg
65167300	MASTERCcolour CDM-R Elite 70W/942 E27 PAR30L 30D	80 kWh	6,5 mg
65169700	MASTERCcolour CDM-R Elite 70W/942 E27 PAR30L 40D	80 kWh	6,5 mg
24192800	MASTERCcolour CDM-R Elite 35W/930 E27 PAR30L 10D	43 kWh	4,7 mg
24194200	MASTERCcolour CDM-R Elite 35W/930 E27 PAR30L 30D	43 kWh	4,7 mg
24186700	MASTERCcolour CDM-R Elite 70W/930 E27 PAR30L 10D	80 kWh	6,6 mg
24188100	MASTERCcolour CDM-R Elite 70W/930 E27 PAR30L 30D	80 kWh	6,6 mg
24190400	MASTERCcolour CDM-R Elite 70W/930 E27 PAR30L 40D	80 kWh	6,6 mg

Dados elétricos e de funcionamento (1/2)

Order Code	Full Product Name	Corrente de lâmpada			
		(EM) (Nom.)	Tensão (Máx.)	Tensão (Mín.)	Tensão (Nom.)
65155000	MASTERCcolour CDM-R Elite 35W/930 E27 PAR20 10D	-	96 V	80 V	88 V
65157400	MASTERCcolour CDM-R Elite 35W/930 E27 PAR20 30D	-	96 V	80 V	88 V
65167300	MASTERCcolour CDM-R Elite 70W/942 E27 PAR30L 30D	-	98 V	82 V	90 V
65169700	MASTERCcolour CDM-R Elite 70W/942 E27 PAR30L 40D	-	98 V	82 V	90 V
24192800	MASTERCcolour CDM-R Elite 35W/930 E27 PAR30L 10D	0,450 A	96 V	80 V	88 V

Order Code	Full Product Name	Corrente de lâmpada			
		(EM) (Nom.)	Tensão (Máx.)	Tensão (Mín.)	Tensão (Nom.)
24194200	MASTERCcolour CDM-R Elite 35W/930 E27 PAR30L 30D	0,450 A	96 V	80 V	88 V
24186700	MASTERCcolour CDM-R Elite 70W/930 E27 PAR30L 10D	-	93 V	79 V	86 V
24188100	MASTERCcolour CDM-R Elite 70W/930 E27 PAR30L 30D	-	93 V	79 V	86 V
24190400	MASTERCcolour CDM-R Elite 70W/930 E27 PAR30L 40D	-	93 V	79 V	86 V

Dados elétricos e de funcionamento (2/2)

MASTERCcolour CDM-R Elite

Order Code	Full Product Name	Potência (Nominal) (Nom.)
65155000	MASTERCcolour CDM-R Elite 35W/930 E27 PAR20 10D	39.0 W
65157400	MASTERCcolour CDM-R Elite 35W/930 E27 PAR20 30D	39.0 W
65167300	MASTERCcolour CDM-R Elite 70W/942 E27 PAR30L 30D	73 W
65169700	MASTERCcolour CDM-R Elite 70W/942 E27 PAR30L 40D	73 W
24192800	MASTERCcolour CDM-R Elite 35W/930 E27 PAR30L 10D	39 W

Order Code	Full Product Name	Potência (Nominal) (Nom.)
24194200	MASTERCcolour CDM-R Elite 35W/930 E27 PAR30L 30D	39 W
24186700	MASTERCcolour CDM-R Elite 70W/930 E27 PAR30L 10D	73.0 W
24188100	MASTERCcolour CDM-R Elite 70W/930 E27 PAR30L 30D	73.0 W
24190400	MASTERCcolour CDM-R Elite 70W/930 E27 PAR30L 40D	73.0 W

Informações gerais

Order Code	Full Product Name	Vida útil até 10% de falhas (Nom.)
65155000	MASTERCcolour CDM-R Elite 35W/930 E27 PAR20 10D	5500 h
65157400	MASTERCcolour CDM-R Elite 35W/930 E27 PAR20 30D	5500 h
65167300	MASTERCcolour CDM-R Elite 70W/942 E27 PAR30L 30D	10000 h
65169700	MASTERCcolour CDM-R Elite 70W/942 E27 PAR30L 40D	10000 h
24192800	MASTERCcolour CDM-R Elite 35W/930 E27 PAR30L 10D	5500 h

Order Code	Full Product Name	Vida útil até 10% de falhas (Nom.)
24194200	MASTERCcolour CDM-R Elite 35W/930 E27 PAR30L 30D	5500 h
24186700	MASTERCcolour CDM-R Elite 70W/930 E27 PAR30L 10D	6500 h
24188100	MASTERCcolour CDM-R Elite 70W/930 E27 PAR30L 30D	6500 h
24190400	MASTERCcolour CDM-R Elite 70W/930 E27 PAR30L 40D	6500 h

Dados técnicos de luminosidade (1/3)

Order Code	Full Product Name	Ângulo do feixe (Nom.)	Descrição do feixe	Coordenada X	Coordenada Y
				de cromaticidade (Nom.)	de cromaticidade (Nom.)
65155000	MASTERCcolour CDM-R Elite 35W/930 E27 PAR20 10D	10 °	Spot	0,437	0,400
65157400	MASTERCcolour CDM-R Elite 35W/930 E27 PAR20 30D	30 °	Flood	0,437	0,400
65167300	MASTERCcolour CDM-R Elite 70W/942 E27 PAR30L 30D	30 °	Flood	0,372	0,369
65169700	MASTERCcolour CDM-R Elite 70W/942 E27 PAR30L 40D	40 °	Flood	0,372	0,369
24192800	MASTERCcolour CDM-R Elite	10 °	Spot	0,437	0,400

Order Code	Full Product Name	Ângulo do feixe (Nom.)	Descrição do feixe	Coordenada X	Coordenada Y
				de cromaticidade (Nom.)	de cromaticidade (Nom.)
24194200	MASTERCcolour CDM-R Elite 35W/930 E27 PAR30L 10D	30 °	Flood	0,437	0,400
24186700	MASTERCcolour CDM-R Elite 70W/930 E27 PAR30L 10D	10 °	Spot	0,443	0,402
24188100	MASTERCcolour CDM-R Elite 70W/930 E27 PAR30L 30D	30 °	Flood	0,443	0,402
24190400	MASTERCcolour CDM-R Elite 70W/930 E27 PAR30L 40D	40 °	Flood	0,443	0,402

Dados técnicos de luminosidade (2/3)

MASTERCcolour CDM-R Elite

Order Code	Full Product Name	Código da cor	Designação da cor	Temperatura de cor correlacionada (Nom.)	Índice de restituição cromática (Min.)	Índice de restituição cromática (Nom.)	Llmf no final da vida útil nominal (Nom.)	Manutenção luminica a 12 000 h (Nom.)	Manutenção luminica a 2000 h (Nom.)	Manutenção luminica a 4000 h (Nom.)
65155000	MASTERCcolour CDM-R Elite 35W/930 E27 PAR20 10D	930	Warm White (WW)	3000 K	88	91	80 %	82 %	94 %	90 %
65157400	MASTERCcolour CDM-R Elite 35W/930 E27 PAR20 30D	930	Warm White (WW)	3000 K	88	91	80 %	82 %	94 %	90 %
65167300	MASTERCcolour CDM-R Elite 70W/942 E27 PAR30L 30D	942	Cool White (CW)	4200 K	89	92	75 %	77 %	90 %	84 %
65169700	MASTERCcolour CDM-R Elite 70W/942 E27 PAR30L 40D	942	Cool White (CW)	4200 K	89	92	75 %	77 %	90 %	84 %
24192800	MASTERCcolour CDM-R Elite 35W/930 E27 PAR30L 10D	930	Warm White (WW)	3000 K	88	91	80 %	82 %	94 %	90 %
24194200	MASTERCcolour CDM-R Elite 35W/930 E27 PAR30L 30D	930	Warm White (WW)	3000 K	88	91	80 %	82 %	94 %	90 %
24186700	MASTERCcolour CDM-R Elite 70W/930 E27 PAR30L 10D	930	Warm White (WW)	3000 K	89	92	80 %	82 %	94 %	90 %
24188100	MASTERCcolour CDM-R Elite 70W/930 E27 PAR30L 30D	930	Warm White (WW)	3000 K	89	92	80 %	82 %	94 %	90 %
24190400	MASTERCcolour CDM-R Elite 70W/930 E27 PAR30L 40D	930	Warm White (WW)	3000 K	89	92	80 %	82 %	94 %	90 %

Dados técnicos de luminosidade (3/3)

Order Code	Full Product Name	Média				
		Eficiência luminosa (nominal) (Nom.)	de lúmens design	Fluxo luminoso (nominal) (Nom.)	Intensidade luminosa (Min.)	Intensidade luminosa (Nom.)
65155000	MASTERCcolour CDM-R Elite 35W/930 E27 PAR20 10D	60 lm/W	2040 lm	-	-	23000 cd
65157400	MASTERCcolour CDM-R Elite 35W/930 E27 PAR20 30D	61 lm/W	2040 lm	-	-	6500 cd
65167300	MASTERCcolour CDM-R Elite 70W/942 E27 PAR30L 30D	71 lm/W	4200 lm	5200 lm	10125 cd	13500 cd
65169700	MASTERCcolour CDM-R Elite 70W/942 E27 PAR30L 40D	71 lm/W	4200 lm	5200 lm	7350 cd	9800 cd
24192800	MASTERCcolour CDM-R Elite 35W/930 E27 PAR30L 10D	69 lm/W	2000 lm	-	-	49000 cd
24194200	MASTERCcolour CDM-R Elite 35W/930 E27 PAR30L 30D	69 lm/W	2000 lm	-	-	8000 cd

MASTERCLOUR CDM-R Elite

Order Code	Full Product Name	Média				
		Eficiência luminosa (nominal) (Nom.)	de lúmens de design	Fluxo luminoso (nominal) (Nom.)	Intensidade luminosa (Min.) (Min.)	Intensidade luminosa (Nom.) (Nom.)
24186700	MASTERCLOUR CDM-R Elite 70W/930 E27 PAR30L 10D	70 lm/W	3800 lm	-	-	61000 cd
24188100	MASTERCLOUR CDM-R Elite 70W/930 E27 PAR30L 40D	70 lm/W	3800 lm	-	-	14000 cd

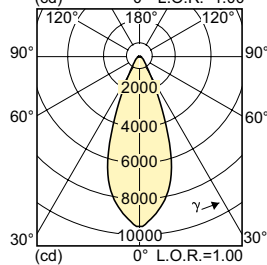
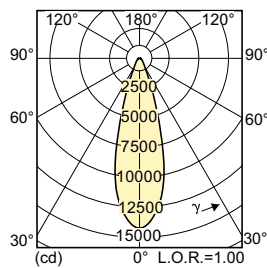
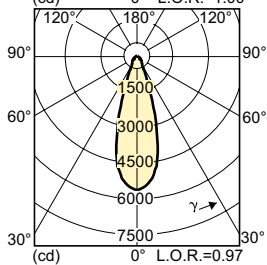
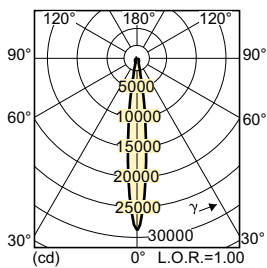
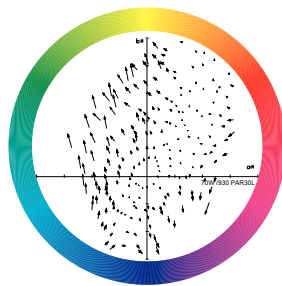
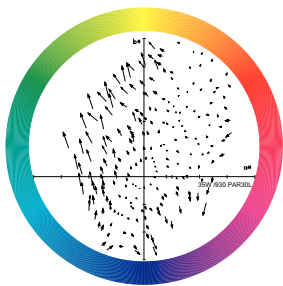
Order Code	Full Product Name	Média				
		Eficiência luminosa (nominal) (Nom.)	de lúmens de design	Fluxo luminoso (nominal) (Nom.)	Intensidade luminosa (Min.) (Min.)	Intensidade luminosa (Nom.) (Nom.)
24190400	MASTERCLOUR CDM-R Elite 70W/930 E27 PAR30L 30D	70 lm/W	3800 lm	-	-	10300 cd

Dados mecânicos e de revestimento

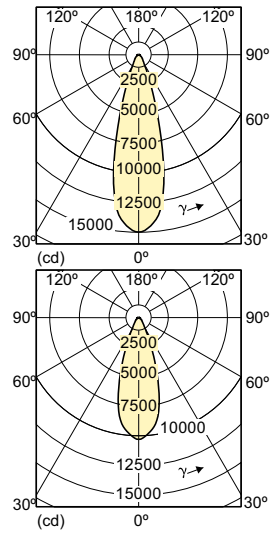
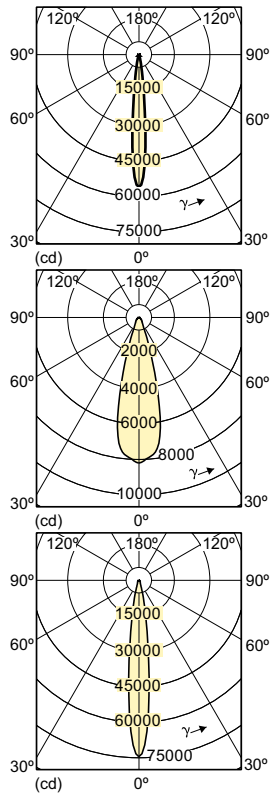
Order Code	Full Product Name	Forma da lâmpada
65155000	MASTERCLOUR CDM-R Elite 35W/930 E27 PAR20 10D	PAR20
65157400	MASTERCLOUR CDM-R Elite 35W/930 E27 PAR20 30D	PAR20
65167300	MASTERCLOUR CDM-R Elite 70W/942 E27 PAR30L 30D	PAR30L
65169700	MASTERCLOUR CDM-R Elite 70W/942 E27 PAR30L 40D	PAR30L
24192800	MASTERCLOUR CDM-R Elite 35W/930 E27 PAR30L 10D	PAR30L

Order Code	Full Product Name	Forma da lâmpada
24194200	MASTERCLOUR CDM-R Elite 35W/930 E27 PAR30L 30D	PAR30L
24186700	MASTERCLOUR CDM-R Elite 70W/930 E27 PAR30L 10D	PAR30L
24188100	MASTERCLOUR CDM-R Elite 70W/930 E27 PAR30L 30D	PAR30L
24190400	MASTERCLOUR CDM-R Elite 70W/930 E27 PAR30L 40D	PAR30L

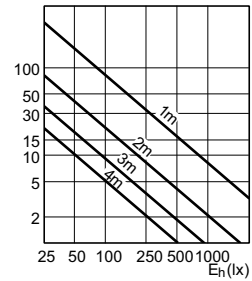
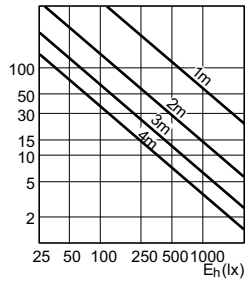
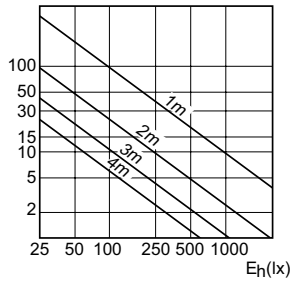
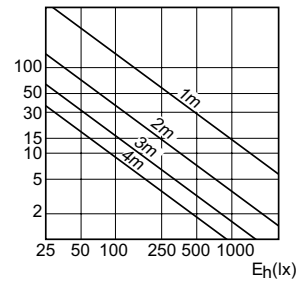
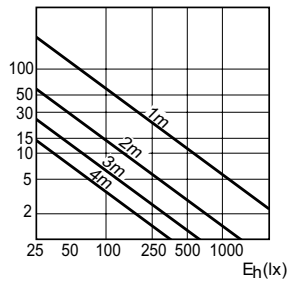
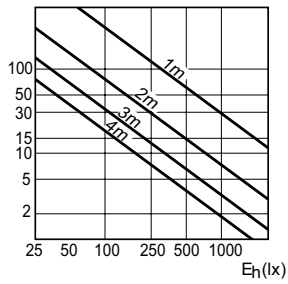
Colour Rendering Diagrams



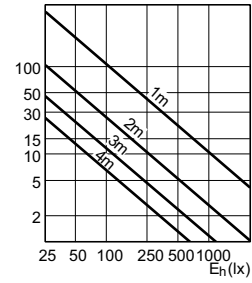
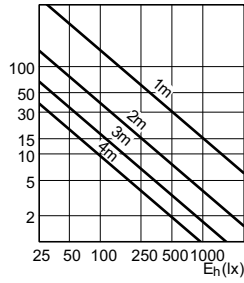
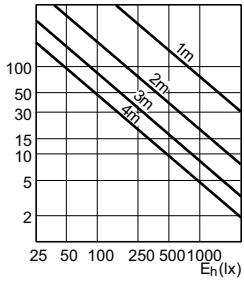
MASTERColour CDM-R Elite



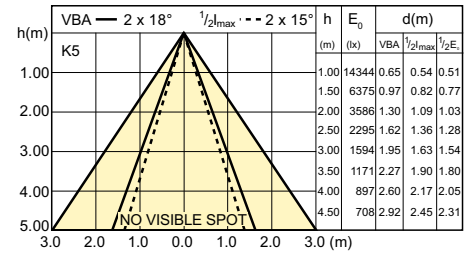
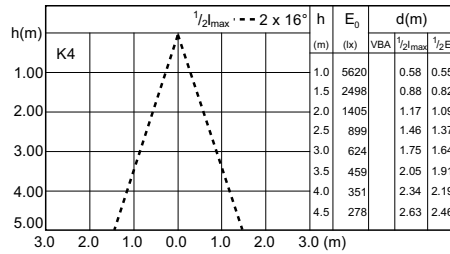
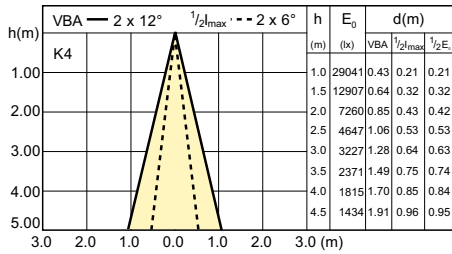
Accent Diagrams



Accent Diagrams



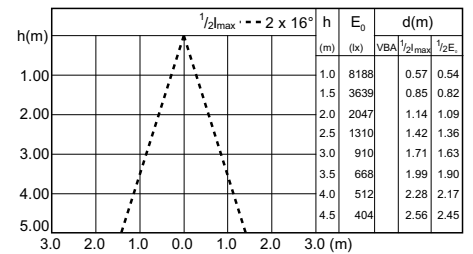
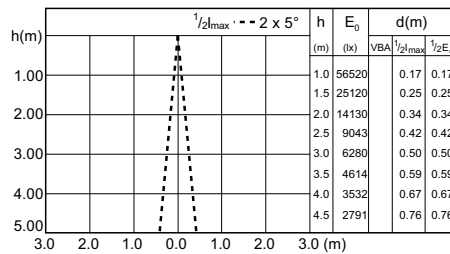
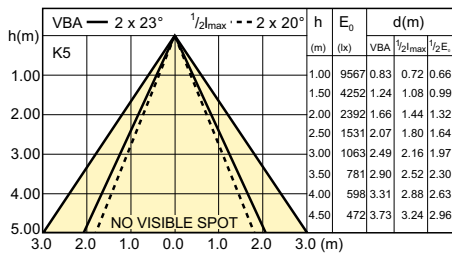
Beam Diagrams



LDBE_CDM-R-E_0015-Beam diagram

LDBE_CDM-R-E_0016-Beam diagram

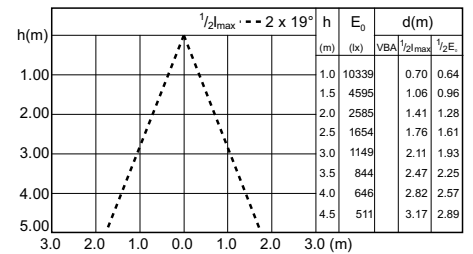
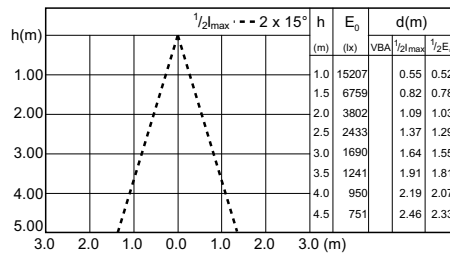
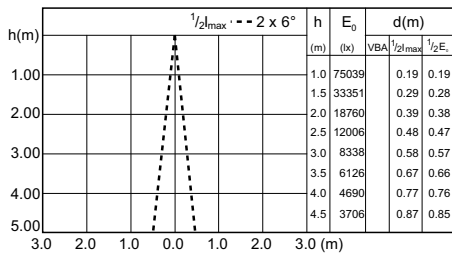
LDBE_CDM-R-E_0013-Beam diagram



LDBE_CDM-R-E_0014-Beam diagram

LDBE_CDM-R-E_0002-Beam diagram

LDBE_CDM-R-E_0001-Beam diagram



LDBE_CDM-R-E_0003-Beam diagram

LDBE_CDM-R-E_0004-Beam diagram

LDBE_CDM-R-E_0005-Beam diagram

