



# Product Description

## MASTERColour CDM-T Elite

Single-ended, high-efficiency Ceramic Metal Halide discharge lamp

### Benefits

- Outstanding rendering of displayed merchandise due to high color rendering (Ra 90) in combination with high lumen output; best offer in the market for 'enhancing merchandize'
- Excellent color quality, which remains stable over lifetime
- Light output over lifetime maintains display brightness
- High efficacy and long lifetime for lowest operating costs and low heat generation
- Relatively low heat generation enhances comfort for shoppers and staff
- UV Block for reduced fading risk of merchandise

### Features

- Crisp white light
- Excellent color rendering (Ra 90)
- Reliable lifetime performance
- Stable color performance during lifetime
- Increased light output compared with regular MASTERColour lamps
- Improved maintenance compared with regular MASTERColour lamps
- Burning position for
  - CDM Elite-T 35W: vertical +/- 60 degrees
  - CDM Elite-T 70W: universal

### Application

- Accent and display lighting with a sparkling effect, excellent solution for Retail
- Decorative outdoor floodlighting

# MASTERColour CDM-T Elite

## Versions



CDM-T Elite 50W /930, /942 G12



CDM-T Elite 150W /930



CDM-T Elite 100W G12



CDM-T, 20W

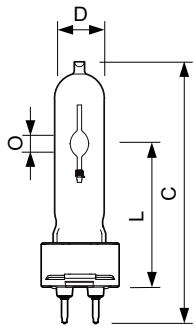


CDM-T Elite 35W /842, /930, /942 G12



CDM-T 70W G12

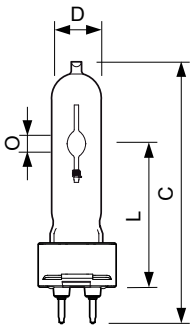
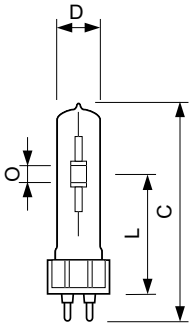
## Dimensional drawing



Product	D (max)	O	L (min)	L (max)	L	C (max)
MASTERColour CDM-T Elite 70W/942 G12 1CT	20 mm	7.75 mm	55 mm	57 mm	56 mm	103 mm
MASTERColour CDM-T Elite 35W/942 G12 1CT	20 mm	5.2 mm	55 mm	57 mm	56 mm	103 mm
MASTERColour CDM-T Elite 50W/930 G12 1CT/12	20 mm	6 mm	55 mm	57 mm	56 mm	103 mm
MASTERColour CDM-T Elite 70W/930 G12 1CT/12	20 mm	7.15 mm	55 mm	57 mm	56 mm	103 mm
MASTERColour CDM-T Elite 35W/930 G12 1CT/12	20 mm	4.8 mm	55 mm	57 mm	56 mm	103 mm
MASTERColour CDM-T Elite 100W/930 G12 1CT/12	20 mm	8.5 mm	55 mm	57 mm	56 mm	110 mm
MASTERColour CDM-T Elite 50W/942 G12 1CT	20 mm	7.1 mm	55 mm	57 mm	56 mm	103 mm

# MASTERColour CDM-T Elite

## Dimensional drawing



Product	D (max)	O	L (min)	L (max)	L	C (max)
MASTERColour CDM-T Elite 150W/930 G12 1CT/12	20 mm	9 mm	55 mm	57 mm	56 mm	110 mm

Product	D (max)	D O	L (min)	L (max)	L	C (max)
MASTERColour CDM-T Elite 20W/830 G12 1CT/12	20 mm	4 mm	55 mm	57 mm	56 mm	103 mm

### Approval and Application

Energy Efficiency Label (EEL) A+

### Controls and Dimming

Dimmable No

### Operating and Electrical

Re-ignition Time (Min) (Max) 15 min

### General Information

Cap-Base G12

### Mechanical and Housing

Bulb Finish Clear (CL)

Bulb Shape T19

## Approval and Application

Order Code	Full Product Name	Energy Consumption kWh/1000 h	Mercury (Hg) Content (Nom)
20159500	MASTERColour CDM-T Elite 50W/942 G12 1CT	55 kWh	5.7 mg
93060300	MASTERColour CDM-T Elite 50W/930 G12 1CT/12	55 kWh	6.6 mg
21312915	MASTERC CDM-T ELITE 150W/930 G12 1CT/12	164 kWh	9.5 mg

Order Code	Full Product Name	Energy Consumption kWh/1000 h	Mercury (Hg) Content (Nom)
87169200	MASTERColour CDM-T Elite 100W/930 G12 1CT/12	110 kWh	10.1 mg
87156200	MASTERColour CDM-T Elite 20W/830 G12.1CT/12	22 kWh	3.5 mg
91137400	MasterC CDM-T Elite 35W/930 G12 1CT/12	43 kWh	4.7 mg

# MASTERCcolour CDM-T Elite

Order Code	Full Product Name	Energy	Mercury (Hg)
		Consumption kWh/ 1000 h	Content (Nom)
16364000	MASTERCcolour CDM-T Elite 35W/942 G12 1CT	43 kWh	4.7 mg
91141100	MASTERCcolour CDM-T Elite 70W/930 G12 1CT/12	80 kWh	6.6 mg

Order Code	Full Product Name	Energy	Mercury (Hg)
		Consumption kWh/ 1000 h	Content (Nom)
16362600	MASTERCcolour CDM-T Elite 70W/942 G12 1CT	80 kWh	6.6 mg

## Operating and Electrical

Order Code	Full Product Name	Lamp Current (EM)	Voltage (Max)	Voltage (Min)	Voltage (Nom)	Power (Rated) (Min)	Power (Rated) (Nom)
		(Nom)					
20159500	MASTERCcolour CDM-T Elite 50W/942 G12 1CT	-	97 V	85 V	91 V	50.0 W	50 W
93060300	MASTERCcolour CDM-T Elite 50W/930 G12 1CT/12	-	96 V	84 V	90 V	50.0 W	50 W
21312915	MASTERC CDM-T ELITE 150W/930 G12 1CT/12	-	98 V	86 V	92 V	-	149 W
87169200	MASTERCcolour CDM-T Elite 100W/930 G12 1CT/12	-	94 V	82 V	88 V	100.0 W	100.0 W
87156200	MASTERCcolour CDM-T Elite 20W/830 G12.1CT/12	-	100 V	90 V	95 V	20.0 W	20.0 W
91137400	MasterC CDM-T Elite 35W/930 G12 1CT/12	0.500 A	90 V	80 V	85 V	-	39.0 W
16364000	MASTERCcolour CDM-T Elite 35W/942 G12 1CT	0.51 A	96 V	84 V	90 V	-	39.0 W
91141100	MASTERCcolour CDM-T Elite 70W/930 G12 1CT/12	1 A	90 V	79 V	85 V	-	73 W
16362600	MASTERCcolour CDM-T Elite 70W/942 G12 1CT	0.97 A	93 V	81 V	87 V	-	73 W

## General Information

Order Code	Full Product Name	Life To 10% Failures	Life To 20% Failures	Life To 50% Failures	Life To 5% Failures	Operating
		(Nom)	(Nom)	(Nom)	(Nom)	Position
20159500	MASTERCcolour CDM-T Elite 50W/942 G12 1CT	10000 h	12000 h	15000 h	9000 h	UNIVERSAL
93060300	MASTERCcolour CDM-T Elite 50W/930 G12 1CT/12	14000 h	16000 h	20000 h	12000 h	UNIVERSAL
21312915	MASTERC CDM-T ELITE 150W/930 G12 1CT/12	10000 h	11000 h	12000 h	9000 h	P10
87169200	MASTERCcolour CDM-T Elite 100W/930 G12 1CT/12	14000 h	16000 h	20000 h	12000 h	UNIVERSAL
87156200	MASTERCcolour CDM-T Elite 20W/830 G12.1CT/12	14000 h	16000 h	20000 h	12000 h	UNIVERSAL
91137400	MasterC CDM-T Elite 35W/930 G12 1CT/12	14000 h	16000 h	20000 h	12000 h	UNIVERSAL
16364000	MASTERCcolour CDM-T Elite 35W/942 G12 1CT	10000 h	12000 h	15000 h	9000 h	UNIVERSAL
91141100	MASTERCcolour CDM-T Elite 70W/930 G12 1CT/12	14000 h	16000 h	20000 h	12000 h	UNIVERSAL
16362600	MASTERCcolour CDM-T Elite 70W/942 G12 1CT	10000 h	12000 h	15000 h	9000 h	UNIVERSAL

## Luminaire Design Requirements

Order Code	Full Product Name	Bulb Temperature
		(Max)
20159500	MASTERCcolour CDM-T Elite 50W/942 G12 1CT	500 °C
93060300	MASTERCcolour CDM-T Elite 50W/930 G12 1CT/12	500 °C
21312915	MASTERC CDM-T ELITE 150W/930 G12 1CT/12	650 °C
87169200	MASTERCcolour CDM-T Elite 100W/930 G12 1CT/12	550 °C
87156200	MASTERCcolour CDM-T Elite 20W/830 G12.1CT/12	250 °C

Order Code	Full Product Name	Bulb Temperature
		(Max)
91137400	MasterC CDM-T Elite 35W/930 G12 1CT/12	500 °C
16364000	MASTERCcolour CDM-T Elite 35W/942 G12 1CT	500 °C
91141100	MASTERCcolour CDM-T Elite 70W/930 G12 1CT/12	500 °C
16362600	MASTERCcolour CDM-T Elite 70W/942 G12 1CT	500 °C

## Light Technical (1/2)

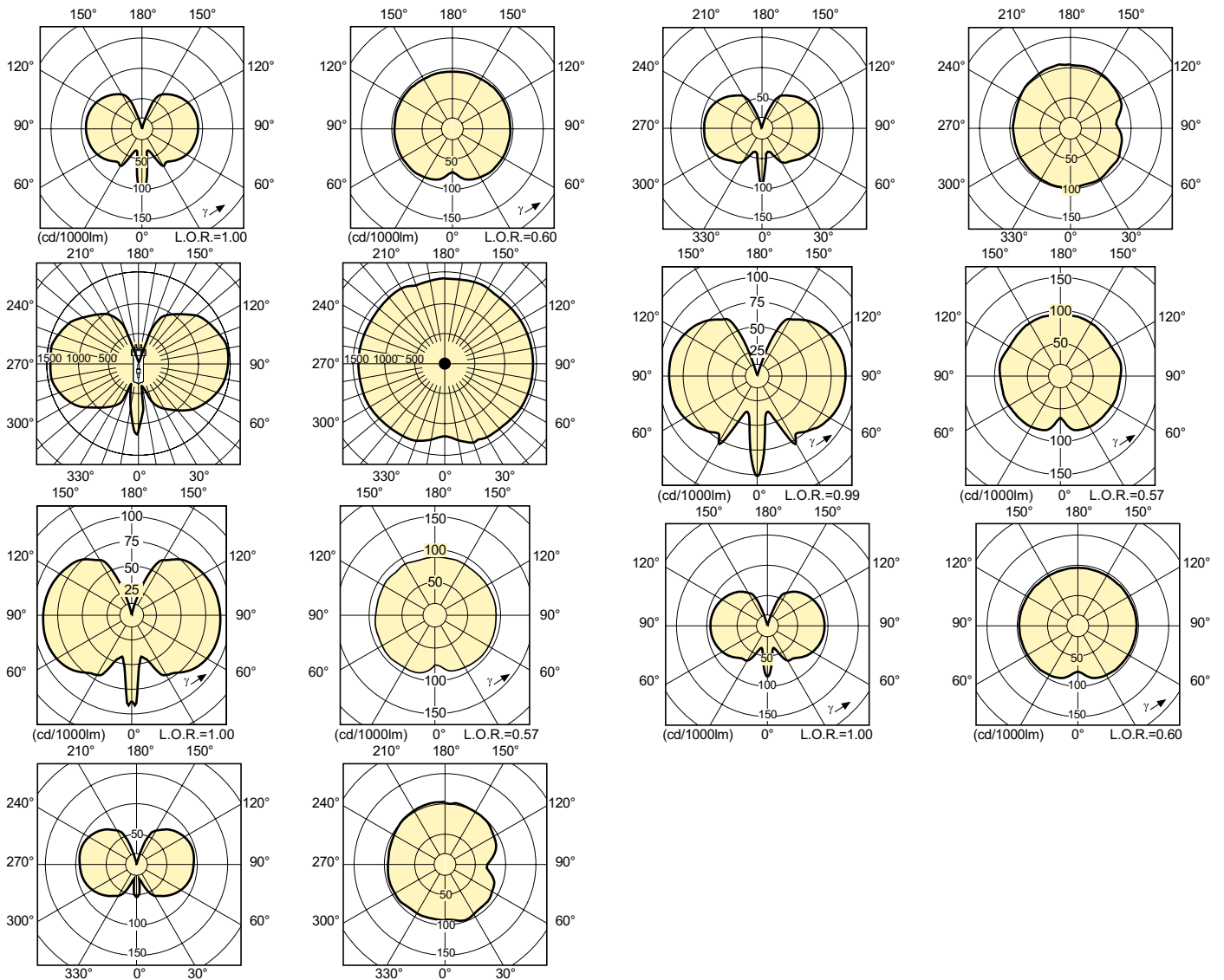
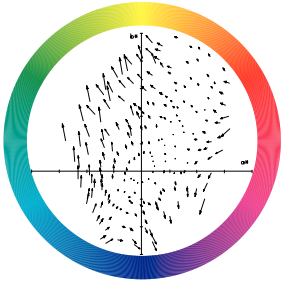
## MASTERCcolour CDM-T Elite

Order Code	Full Product Name	Chromaticity	Chromaticity	Color Code	Color Designation	Correlated Color Temperature (Nom)	Color	Color
		Coordinate X (Nom)	Coordinate Y (Nom)				Rendering Index (Min)	Rendering Index (Nom)
20159500	MASTERCcolour CDM-T Elite 50W/942 G12 1CT	0.363	0.361	942	Cool White (CW)	4200 K	87	90
93060300	MASTERCcolour CDM-T Elite 50W/930 G12 1CT/12	0.435	0.396	930	Warm White (WW)	3000 K	87	90
21312915	MASTERC CDM-T ELITE 150W/930 G12 1CT/12	0.443	0.391	930	Warm White (WW)	3000 K	89	92
87169200	MASTERCcolour CDM-T Elite 100W/930 G12 1CT/12	0.432	0.399	930	Warm White (WW)	3000 K	89	92
87156200	MASTERCcolour CDM-T Elite 20W/830 G12.1CT/12	0.434	0.391	830	Warm White (WW)	3000 K	-	84
91137400	MasterC CDM-T Elite 35W/930 G12 1CT/12	0.435	0.395	930	Warm White (WW)	3000 K	87	90
16364000	MASTERCcolour CDM-T Elite 35W/942 G12 1CT	0.366	0.364	942	Cool White (CW)	4200 K	86	89
91141100	MASTERCcolour CDM-T Elite 70W/930 G12 1CT/12	0.435	0.396	930	Warm White (WW)	3000 K	87	90
16362600	MASTERCcolour CDM-T Elite 70W/942 G12 1CT	0.362	0.363	942	Cool White (CW)	4200 K	88	91

### Light Technical (2/2)

Order Code	Full Product Name	Lumen	Lumen	Lumen	Lumen	Lumen	Lumen	Luminous	Luminous	Luminous
		Maintenance 1000 h (Nom)	Maintenance 10000 h (Nom)	Maintenance 12000 h (Nom)	Maintenance 2000 h (Nom)	Maintenance 4000 h (Nom)	Maintenance 5000 h (Nom)	Efficacy (rated) (Nom)	Flux (Rated) (Min)	Flux (Rated) (Nom)
20159500	MASTERCcolour CDM-T Elite 50W/942 G12 1CT	93 %	84 %	83 %	91 %	88 %	87 %	100 lm/W	-	5000 lm
93060300	MASTERCcolour CDM-T Elite 50W/930 G12 1CT/12	97 %	83 %	82 %	95 %	90 %	88 %	108 lm/W	-	5450 lm
21312915	MASTERC CDM-T ELITE 150W/930 G12 1CT/12	95 %	75 %	73 %	91 %	86 %	84 %	100 lm/W	-	15000 lm
87169200	MASTERCcolour CDM-T Elite 100W/930 G12 1CT/12	97 %	87 %	85 %	95 %	93 %	92 %	110 lm/W	-	11000 lm
87156200	MASTERCcolour CDM-T Elite 20W/830 G12.1CT/12	-	78 %	77 %	87 %	-	83 %	90 lm/W	1620 lm	1800 lm
91137400	MasterC CDM-T Elite 35W/930 G12 1CT/12	95 %	83 %	80 %	93 %	90 %	88 %	98 lm/W	-	4050 lm
16364000	MASTERCcolour CDM-T Elite 35W/942 G12 1CT	89 %	73 %	71 %	84 %	80 %	79 %	98 lm/W	-	3850 lm
91141100	MASTERCcolour CDM-T Elite 70W/930 G12 1CT/12	97 %	83 %	82 %	95 %	90 %	88 %	103 lm/W	-	7800 lm
16362600	MASTERCcolour CDM-T Elite 70W/942 G12 1CT	91 %	80 %	79 %	88 %	85 %	84 %	100 lm/W	-	7500 lm

Colour Rendering Diagrams



## MASTERColour CDM-T Elite

