



Product Description

MASTERColour CDM-T Elite

Single-ended, high-efficiency Ceramic Metal Halide discharge lamp

Benefits

- Outstanding rendering of displayed merchandise due to high colour rendering (Ra 90) in combination with high lumen output; best offer in the market for 'enhancing merchandize'
- Excellent colour quality, which remains stable over lifetime
- Light output over lifetime maintains display brightness
- High efficacy and long lifetime for lowest operating costs and low heat generation
- Relatively low heat generation enhances comfort for shoppers and staff
- UV Block for reduced fading risk of merchandise

Features

- Crisp white light
- Excellent colour rendering (Ra 90)
- Reliable lifetime performance
- Stable colour performance during lifetime
- Increased light output compared with regular MASTERColour lamps
- Improved maintenance compared with regular MASTERColour lamps
- Burning position for
 - CDM Elite-T 35W: vertical +/- 60 degrees
 - CDM Elite-T 70W: universal

Application

- Accent and display lighting with a sparkling effect, excellent solution for Retail
- Decorative outdoor floodlighting

MASTERCoulour CDM-T Elite

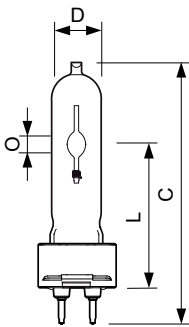
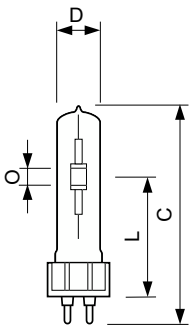
Warnings and Safety

- Use only in totally enclosed luminaire, even during testing (IEC61167, IEC 62035, IEC60598)
- The luminaire must be able to contain hot lamp parts if the lamp ruptures
- Use only with electronic control gear. 35W & 70W lamps may also use electromagnetic gear.
- Control gear must include end-of-life protection (IEC61167, IEC 62035)
- A lamp breaking is extremely unlikely to have any impact on your health. If a lamp breaks, ventilate the room for 30 minutes and remove the parts, preferably with gloves. Put them in a sealed plastic bag and take it to your local waste facilities for recycling. Do not use a vacuum cleaner.

Versions



Dimensional drawing



Product	D (max)	O	L (min)	L (max)	L	C (max)
MASTERC CDM-T Elite 150W/930	20 mm	9 mm	55 mm	57 mm	56 mm	110 mm
G12 1CT/12						

Product	D (max)	O	L (min)	L (max)	L	C (max)
MASTERC CDM-T Elite 35W/930	20 mm	4.8 mm	55 mm	57 mm	56 mm	103 mm
G12 1CT/12						
MASTERC CDM-T Elite 35W/942	20 mm	5.2 mm	55 mm	57 mm	56 mm	103 mm
G12 1CT						
MASTERC CDM-T Elite 70W/930	20 mm	7.15 mm	55 mm	57 mm	56 mm	103 mm
G12 1CT/12						
MASTERC CDM-T Elite 70W/942	20 mm	7.75 mm	55 mm	57 mm	56 mm	103 mm
G12 1CT						

MASTERColour CDM-T Elite

General Information	
Cap-Base	G12
Controls and Dimming	
Dimmable	No
Mechanical and Housing	
Bulb Finish	Clear
Bulb Shape	T19

General Information

Order Code	Full Product Name	Operating Position	Order Code	Full Product Name	Operating Position
928094705125	MASTERC CDM-T Elite 150W/930 G12 1CT/12	P10	928185305129	MASTERC CDM-T Elite 70W/930 G12 1CT/12	UNIVERSAL
928185205129	MASTERC CDM-T Elite 35W/930 G12 1CT/12	UNIVERSAL	928193705129	MASTERC CDM-T Elite 70W/942 G12 1CT	UNIVERSAL
928193605129	MASTERC CDM-T Elite 35W/942 G12 1CT	UNIVERSAL			

Light Technical

Order Code	Full Product Name	Chromaticity	Chromaticity	Color Designation	Correlated Color Temperature (Nom)	Color	Luminous Efficacy (rated) (Nom)	Luminous Flux
		Coordinate X (Nom)	Coordinate Y (Nom)			rendering index (CRI)		
928094705125	MASTERC CDM-T Elite 150W/930 G12 1CT/12	0.434	0.398	Warm White (WW)	3000 K	92	98 lm/W	14,600 lm
928185205129	MASTERC CDM-T Elite 35W/930 G12 1CT/12	0.435	0.395	Warm White (WW)	3000 K	90	98 lm/W	-
928193605129	MASTERC CDM-T Elite 35W/942 G12 1CT	0.366	0.364	Cool White (CW)	4200 K	90	98 lm/W	-
928185305129	MASTERC CDM-T Elite 70W/930 G12 1CT/12	0.435	0.396	Warm White (WW)	3000 K	90	103 lm/W	-
928193705129	MASTERC CDM-T Elite 70W/942 G12 1CT	0.362	0.363	Cool White (CW)	4200 K	90	100 lm/W	-

Operating and Electrical

Order Code	Full Product Name	Voltage (Nom)	Power Consumption	Order Code	Full Product Name	Voltage (Nom)	Power Consumption
928094705125	MASTERC CDM-T Elite 150W/930 G12 1CT/12	92 V	150.1 W	928185305129	MASTERC CDM-T Elite 70W/930 G12 1CT/12	85 V	73.2 W
928185205129	MASTERC CDM-T Elite 35W/930 G12 1CT/12	85 V	39.1 W	928193705129	MASTERC CDM-T Elite 70W/942 G12 1CT	87 V	73.2 W
928193605129	MASTERC CDM-T Elite 35W/942 G12 1CT	90 V	39.1 W				

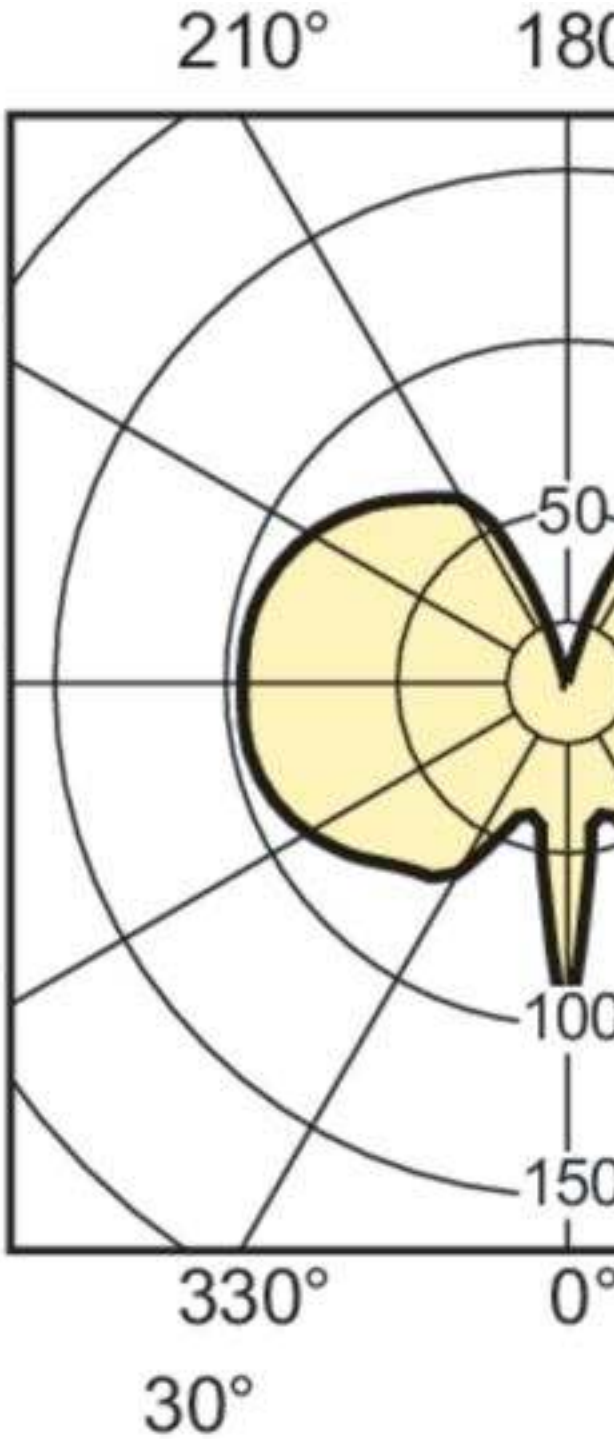
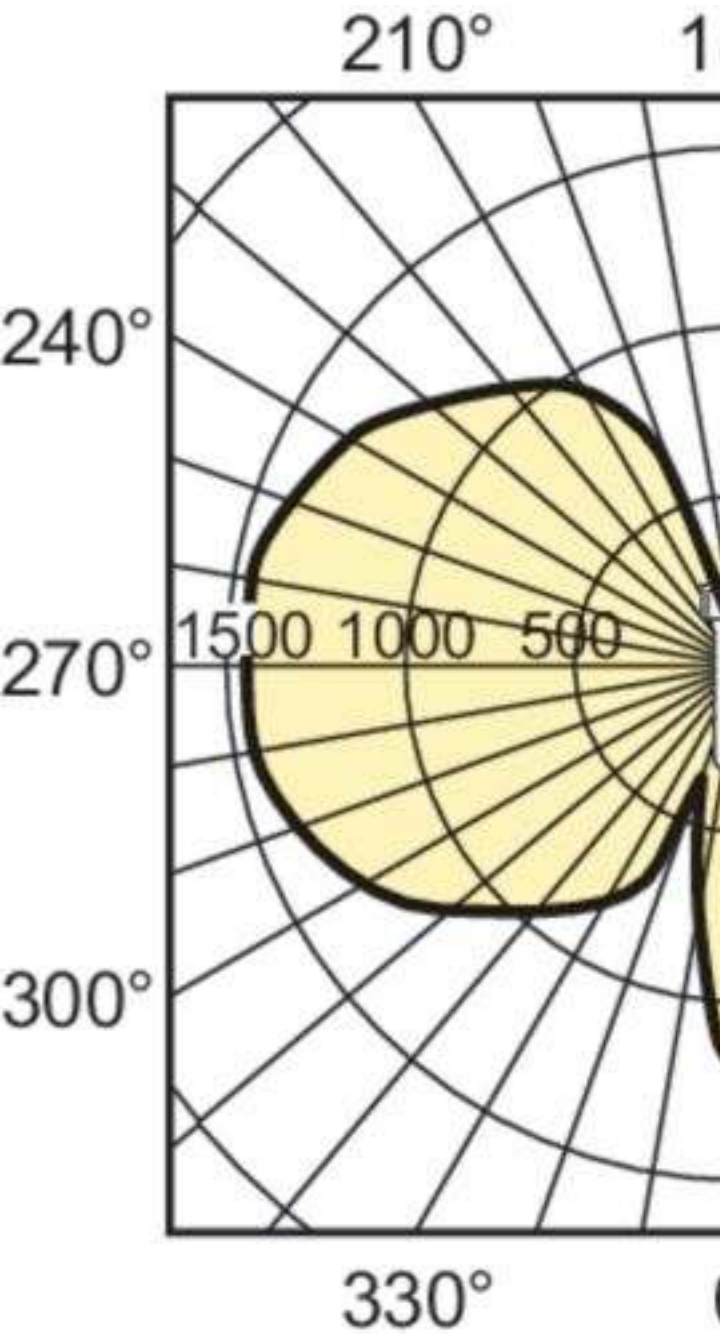
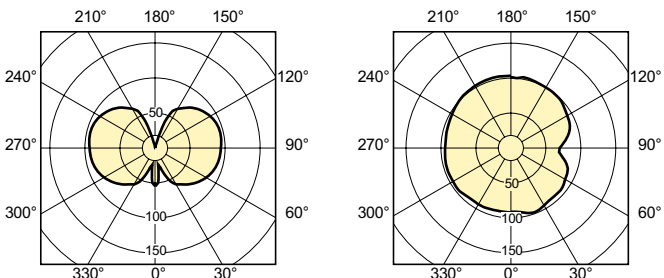
Approval and Application

Order Code	Full Product Name	Energy	Mercury	Mercury
		Consumption kWh/1000 h	(Hg) Content (Max)	(Hg) Content (Nom)
928094705125	MASTERC CDM-T Elite 150W/930 G12 1CT/12	151 kWh	9.5 mg	9.5 mg

Order Code	Full Product Name	Energy	Mercury	Mercury
		Consumption kWh/1000 h	(Hg) Content (Max)	(Hg) Content (Nom)
928185205129	MASTERC CDM-T Elite 35W/930 G12 1CT/12	43 kWh	-	4.7 mg

MASTERCoulour CDM-T Elite

Order Code	Full Product Name	Energy Consumption kWh/1000 h	Mercury (Hg) Content (Max)	Mercury (Hg) Content (Nom)
928193605129	MASTERC CDM-T Elite 35W/942 G12 ICT	43 kWh	-	4.9 mg
928185305129	MASTERC CDM-T Elite 70W/930 G12 ICT/12	80 kWh	-	6.6 mg
928193705129	MASTERC CDM-T Elite 70W/942 G12 ICT	80 kWh	-	6.6 mg



MASTERCLOUR CDM-T Elite

