



Perfect sparkle, unrivalled efficiency

MASTERColour CDM-T Elite

Single-ended, very high-efficiency, long-life Ceramic Metal Halide discharge lamp producing crisp white sparkling light with high color rendering

Benefits

- High-intensity beam of crisp white sparkling light makes merchandise look irresistible
- Stable color and lumen output over life keeps your store attractive season after season
- Lowest Total Cost of Ownership as a result of high efficacy (same light, less energy or same energy, more light) and long life

Features

- Crisp white sparkling light
- Excellent color rendering, with extra red
- High efficacy with unparalleled lumen maintenance
- Stable color performance over lifetime
- UV-blocking glass

Application

- Accent and display lighting in retail
- General and decorative indoor lighting
- Outdoor area lighting

MASTERColour CDM-T Elite

Versions



CDM-T Elite 100W G12



CDM-T Elite 50W /930, /942 G12



CDM-T Elite 150W /930



CDM-T, 20W



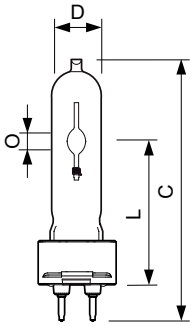
CDM-T Elite 35W /842, /930, /942 G12



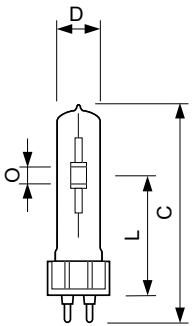
CDM-T 70W G12

MASTERCLOUR CDM-T Elite

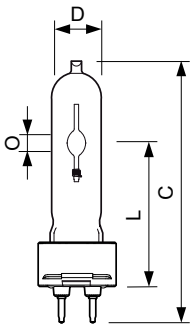
Dimensional drawing



Product	D (max)	O	L (min)	L (max)	L	C (max)
MASTERColour CDM-T Elite 70W/942 G12 1CT	20 mm	7.75 mm	55 mm	57 mm	56 mm	103 mm
MASTERColour CDM-T Elite 70W/942 G12 1CT	20 mm	7.75 mm	55 mm	57 mm	56 mm	103 mm
MASTERColour CDM-T Elite 35W/942 G12 1CT	20 mm	5.2 mm	55 mm	57 mm	56 mm	103 mm
MASTERColour CDM-T Elite 35W/942 G12 1CT	20 mm	5.2 mm	55 mm	57 mm	56 mm	103 mm
MASTERColour CDM-T Elite 50W/930 G12 1CT/12	20 mm	6 mm	55 mm	57 mm	56 mm	103 mm
MASTERColour CDM-T Elite 70W/930 G12 1CT/12	20 mm	7.15 mm	55 mm	57 mm	56 mm	103 mm
MASTERColour CDM-T Elite 70W/930 G12 1CT/12	20 mm	7.15 mm	55 mm	57 mm	56 mm	103 mm
MASTERColour CDM-T Elite 35W/930 G12 1CT/12	20 mm	4.8 mm	55 mm	57 mm	56 mm	103 mm
MASTERColour CDM-T Elite 35W/930 G12 1CT/12	20 mm	4.8 mm	55 mm	57 mm	56 mm	103 mm
MASTERColour CDM-T Elite 100W/930 G12 1CT/12	20 mm	8.5 mm	55 mm	57 mm	56 mm	110 mm
MASTERColour CDM-T Elite 50W/942 G12 1CT	20 mm	7.1 mm	55 mm	57 mm	56 mm	103 mm
MASTERColour CDM-T Elite 100W/942 G12 1CT	20 mm	8.5 mm	55 mm	57 mm	56 mm	110 mm



Product	D (max)	O	L (min)	L (max)	L	C (max)
MASTERColour CDM-T Elite 150W/930 G12 1CT/12	20 mm	9 mm	55 mm	57 mm	56 mm	110 mm



Product	D (max)	D O	L (min)	L (max)	L	C (max)
MASTERColour CDM-T Elite 20W/830 G12 1CT/12	20 mm	4 mm	55 mm	57 mm	56 mm	103 mm

MASTERCcolour CDM-T Elite

Approval and Application	
Energy Efficiency Label (EEL)	A+
Controls and Dimming	
Dimmable	No
Operating and Electrical	
Re-ignition Time (Min) (Max)	15 min
General Information	
Cap-Base	G12
Mechanical and Housing	
Bulb Finish	Clear
Bulb Shape	T19

Approval and Application

Order Code	Full Product Name	Energy Consumption kWh/1000 h	Mercury (Hg) Content (Nom)
928064205131	MASTERCcolour CDM-T Elite 100W/942 G12 1CT	110 kWh	8.5 mg
928183205125	MASTERCcolour CDM-T Elite 100W/930 G12 1CT/12	110 kWh	10.1 mg
928080015131	MASTERCcolour CDM-T Elite 50W/942 G12 1CT	55 kWh	5.7 mg
928191705131	MASTERCcolour CDM-T Elite 50W/930 G12 1CT/12	55 kWh	6.6 mg
928094705125	MASTERCcolour CDM-T Elite 150W/930 G12 1CT/12	164 kWh	9.5 mg
928183305125	MASTERCcolour CDM-T Elite 20W/830 G12 1CT/12	22 kWh	3.5 mg
928185205129	MASTERCcolour CDM-T Elite 35W/930 G12 1CT/12	43 kWh	4.7 mg

Order Code	Full Product Name	Energy Consumption kWh/1000 h	Mercury (Hg) Content (Nom)
928185205131	MASTERCcolour CDM-T Elite 35W/930 G12 1CT/12	43 kWh	4.7 mg
928193605129	MASTERCcolour CDM-T Elite 35W/942 G12 1CT	43 kWh	4.7 mg
928193605131	MASTERCcolour CDM-T Elite 35W/942 G12 1CT	43 kWh	4.7 mg
928185305129	MASTERCcolour CDM-T Elite 70W/930 G12 1CT/12	80 kWh	6.6 mg
928185305131	MASTERCcolour CDM-T Elite 70W/930 G12 1CT/12	80 kWh	6.6 mg
928193705129	MASTERCcolour CDM-T Elite 70W/942 G12 1CT	80 kWh	6.6 mg
928193705131	MASTERCcolour CDM-T Elite 70W/942 G12 1CT	80 kWh	6.6 mg

Operating and Electrical

Order Code	Full Product Name	Lamp Current (EM) (Nom)	Voltage (Max)			Power (Rated)	
			Voltage (Max)	Voltage (Min)	Voltage (Nom)	(Min)	Power (Rated) (Nom)
928064205131	MASTERCcolour CDM-T Elite 100W/942 G12 1CT	-	- V	- V	88 V	100.0 W	100 W
928183205125	MASTERCcolour CDM-T Elite 100W/930 G12 1CT/12	-	94 V	82 V	88 V	100.0 W	100.0 W
928080015131	MASTERCcolour CDM-T Elite 50W/942 G12 1CT	-	97 V	85 V	91 V	50.0 W	50 W
928191705131	MASTERCcolour CDM-T Elite 50W/930 G12 1CT/12	-	96 V	84 V	90 V	50.0 W	50 W
928094705125	MASTERCcolour CDM-T Elite 150W/930 G12 1CT/12	-	98 V	86 V	92 V	-	149 W
928183305125	MASTERCcolour CDM-T Elite 20W/830 G12 1CT/12	-	100 V	90 V	95 V	20.0 W	20.0 W
928185205129	MASTERCcolour CDM-T Elite 35W/930 G12 1CT/12	0.500 A	90 V	80 V	85 V	-	39.0 W
928185205131	MASTERCcolour CDM-T Elite 35W/930 G12 1CT/12	0.500 A	90 V	80 V	85 V	-	39.0 W
928193605129	MASTERCcolour CDM-T Elite 35W/942 G12 1CT	0.51 A	96 V	84 V	90 V	-	39.0 W
928193605131	MASTERCcolour CDM-T Elite 35W/942 G12 1CT	0.51 A	96 V	84 V	90 V	-	39.0 W
928185305129	MASTERCcolour CDM-T Elite 70W/930 G12 1CT/12	1 A	90 V	79 V	85 V	-	73 W
928185305131	MASTERCcolour CDM-T Elite 70W/930 G12 1CT/12	1 A	90 V	79 V	85 V	-	73 W

MASTERCLOUR CDM-T Elite

Order Code	Full Product Name	Lamp Current (EM)			Power (Rated)		
		(Nom)	Voltage (Max)	Voltage (Min)	Voltage (Nom)	(Min)	Power (Rated) (Nom)
928193705129	MASTERCLOUR CDM-T Elite 70W/942 G12 1CT	0.97 A	93 V	81 V	87 V	-	73 W
928193705131	MASTERCLOUR CDM-T Elite 70W/942 G12 1CT	0.97 A	93 V	81 V	87 V	-	73 W

General Information

Order Code	Full Product Name	Life To 10% Failures (Nom)	Life To 20% Failures (Nom)	Life To 50% Failures (Nom)	Life To 5% Failures (Nom)	Operating Position
928064205131	MASTERCLOUR CDM-T Elite 100W/942 G12 1CT	10000 h	12000 h	15000 h	9000 h	UNIVERSAL
928183205125	MASTERCLOUR CDM-T Elite 100W/930 G12 1CT/12	14000 h	16000 h	20000 h	12000 h	UNIVERSAL
928080015131	MASTERCLOUR CDM-T Elite 50W/942 G12 1CT	10000 h	12000 h	15000 h	9000 h	UNIVERSAL
928191705131	MASTERCLOUR CDM-T Elite 50W/930 G12 1CT/12	14000 h	16000 h	20000 h	12000 h	UNIVERSAL
928094705125	MASTERCLOUR CDM-T Elite 150W/930 G12 1CT/12	10000 h	11000 h	12000 h	9000 h	P10
928183305125	MASTERCLOUR CDM-T Elite 20W/830 G12 1CT/12	14000 h	16000 h	20000 h	12000 h	UNIVERSAL
928185205129	MASTERCLOUR CDM-T Elite 35W/930 G12 1CT/12	14000 h	16000 h	20000 h	12000 h	UNIVERSAL
928185205131	MASTERCLOUR CDM-T Elite 35W/930 G12 1CT/12	14000 h	16000 h	20000 h	12000 h	UNIVERSAL
928193605129	MASTERCLOUR CDM-T Elite 35W/942 G12 1CT	10000 h	12000 h	15000 h	9000 h	UNIVERSAL
928193605131	MASTERCLOUR CDM-T Elite 35W/942 G12 1CT	10000 h	12000 h	15000 h	9000 h	UNIVERSAL
928185305129	MASTERCLOUR CDM-T Elite 70W/930 G12 1CT/12	14000 h	16000 h	20000 h	12000 h	UNIVERSAL
928185305131	MASTERCLOUR CDM-T Elite 70W/930 G12 1CT/12	14000 h	16000 h	20000 h	12000 h	UNIVERSAL
928193705129	MASTERCLOUR CDM-T Elite 70W/942 G12 1CT	10000 h	12000 h	15000 h	9000 h	UNIVERSAL
928193705131	MASTERCLOUR CDM-T Elite 70W/942 G12 1CT	10000 h	12000 h	15000 h	9000 h	UNIVERSAL

Luminaire Design Requirements

Order Code	Full Product Name	Bulb Temperature (Max)	Order Code	Full Product Name	Bulb Temperature (Max)
928064205131	MASTERCLOUR CDM-T Elite 100W/942 G12 1CT	550 °C	928185205131	MASTERCLOUR CDM-T Elite 35W/930 G12 1CT/12	500 °C
928183205125	MASTERCLOUR CDM-T Elite 100W/930 G12 1CT/12	550 °C	928193605129	MASTERCLOUR CDM-T Elite 35W/942 G12 1CT	500 °C
928080015131	MASTERCLOUR CDM-T Elite 50W/942 G12 1CT	500 °C	928193605131	MASTERCLOUR CDM-T Elite 35W/942 G12 1CT	500 °C
928191705131	MASTERCLOUR CDM-T Elite 50W/930 G12 1CT/12	500 °C	928185305129	MASTERCLOUR CDM-T Elite 70W/930 G12 1CT/12	500 °C
928094705125	MASTERCLOUR CDM-T Elite 150W/930 G12 1CT/12	650 °C	928185305131	MASTERCLOUR CDM-T Elite 70W/930 G12 1CT/12	500 °C
928183305125	MASTERCLOUR CDM-T Elite 20W/830 G12 1CT/12	250 °C	928193705129	MASTERCLOUR CDM-T Elite 70W/942 G12 1CT	500 °C
928185205129	MASTERCLOUR CDM-T Elite 35W/930 G12 1CT/12	500 °C	928193705131	MASTERCLOUR CDM-T Elite 70W/942 G12 1CT	500 °C

Light Technical (1/2)

Order Code	Full Product Name	Chromaticity Coordinate X (Nom)	Chromaticity Coordinate Y (Nom)	Color Code	Color Designation	Correlated Color Temperature (Nom)	Color Rendering Index (Min)	Color Rendering Index (Nom)
928064205131	MASTERCLOUR CDM-T Elite 100W/942 G12 1CT	0.373	0.369	942	Cool White (CW)	4200 K	-	91
928183205125	MASTERCLOUR CDM-T Elite 100W/930 G12 1CT/12	0.432	0.399	930	Warm White (WW)	3000 K	89	92
928080015131	MASTERCLOUR CDM-T Elite 50W/942 G12 1CT	0.363	0.361	942	Cool White (CW)	4200 K	87	90

MASTERColour CDM-T Elite

Order Code	Full Product Name	Chromaticity Coordinate X (Nom)	Chromaticity Coordinate Y (Nom)	Color Code	Color Designation	Correlated Color Temperature (Nom)	Color Rendering Index (Min)	Color Rendering Index (Nom)
928191705131	MASTERColour CDM-T Elite 50W/930 G12 1CT/12	0.435	0.396	930	Warm White (WW)	3000 K	87	90
928094705125	MASTERColour CDM-T Elite 150W/930 G12 1CT/12	0.443	0.391	930	Warm White (WW)	3000 K	89	92
928183305125	MASTERColour CDM-T Elite 20W/830 G12 1CT/12	0.434	0.391	830	Warm White (WW)	3000 K	-	84
928185205129	MASTERColour CDM-T Elite 35W/930 G12 1CT/12	0.435	0.395	930	Warm White (WW)	3000 K	87	90
928185205131	MASTERColour CDM-T Elite 35W/930 G12 1CT/12	0.435	0.395	930	Warm White (WW)	3000 K	87	90
928193605129	MASTERColour CDM-T Elite 35W/942 G12 1CT	0.366	0.364	942	Cool White (CW)	4200 K	86	89
928193605131	MASTERColour CDM-T Elite 35W/942 G12 1CT	0.366	0.364	942	Cool White (CW)	4200 K	86	89
928185305129	MASTERColour CDM-T Elite 70W/930 G12 1CT/12	0.435	0.396	930	Warm White (WW)	3000 K	87	90
928185305131	MASTERColour CDM-T Elite 70W/930 G12 1CT/12	0.435	0.396	930	Warm White (WW)	3000 K	87	90
928193705129	MASTERColour CDM-T Elite 70W/942 G12 1CT	0.362	0.363	942	Cool White (CW)	4200 K	88	91
928193705131	MASTERColour CDM-T Elite 70W/942 G12 1CT	0.362	0.363	942	Cool White (CW)	4200 K	88	91

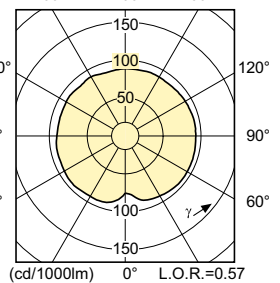
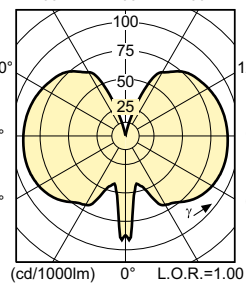
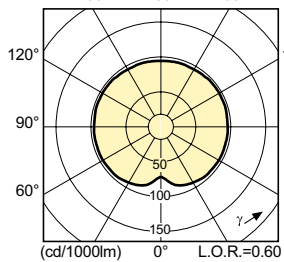
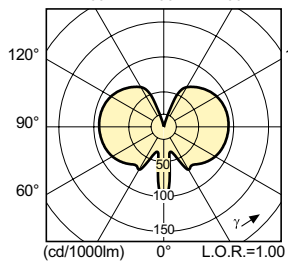
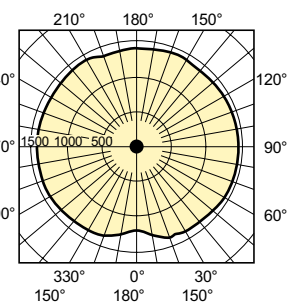
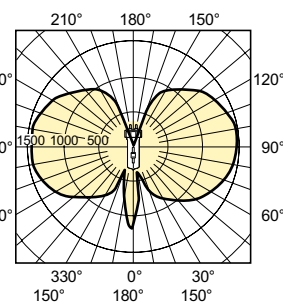
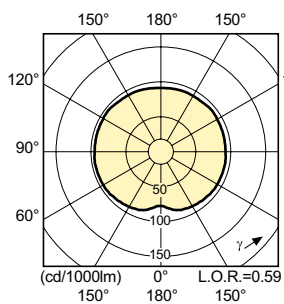
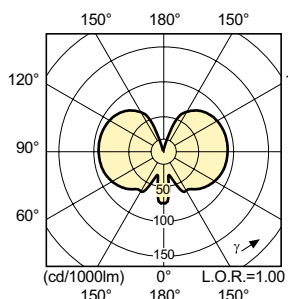
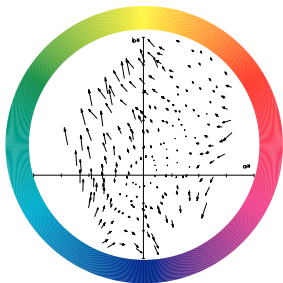
Light Technical (2/2)

Order Code	Full Product Name	Lumen Maintenance 1000 h (Nom)	Lumen Maintenance 10000 h (Nom)	Lumen Maintenance 12000 h (Nom)	Lumen Maintenance 2000 h (Nom)	Lumen Maintenance 4000 h (Nom)	Lumen Maintenance 5000 h (Nom)	Luminous Efficacy (rated) (Nom)	Luminous Flux (Rated) (Min)	Luminous Flux (Rated)
928064205131	MASTERColour CDM-T Elite 100W/942 G12 1CT	95 %	-	76 %	92 %	88 %	-	105 lm/W	-	10500 lm
928183205125	MASTERColour CDM-T Elite 100W/930 G12 1CT/12	97 %	87 %	85 %	95 %	93 %	92 %	110 lm/W	-	11000 lm
928080015131	MASTERColour CDM-T Elite 50W/942 G12 1CT	93 %	84 %	83 %	91 %	88 %	87 %	100 lm/W	-	5000 lm
928191705131	MASTERColour CDM-T Elite 50W/930 G12 1CT/12	97 %	83 %	82 %	95 %	90 %	88 %	108 lm/W	-	5450 lm
928094705125	MASTERColour CDM-T Elite 150W/930 G12 1CT/12	95 %	75 %	73 %	91 %	86 %	84 %	100 lm/W	-	15000 lm
928183305125	MASTERColour CDM-T Elite 20W/830 G12 1CT/12	-	78 %	77 %	87 %	-	83 %	90 lm/W	1620 lm	1800 lm
928185205129	MASTERColour CDM-T Elite 35W/930 G12 1CT/12	95 %	83 %	80 %	93 %	90 %	88 %	98 lm/W	-	4050 lm

MASTERColour CDM-T Elite

Order Code	Full Product Name	Lumen Maintenance 1000 h (Nom)	Lumen Maintenance 10000 h (Nom)	Lumen Maintenance 12000 h (Nom)	Lumen Maintenance 2000 h (Nom)	Lumen Maintenance 4000 h (Nom)	Lumen Maintenance 5000 h (Nom)	Luminous Efficacy (rated) (Nom)	Luminous Flux (Rated) (Min)	Luminous Flux (Rated) (Nom)
928185205131	MASTERColour CDM-T Elite 35W/930 G12 1CT/12	95 %	83 %	80 %	93 %	90 %	88 %	98 lm/W	-	4050 lm
928193605129	MASTERColour CDM-T Elite 35W/942 G12 1CT	89 %	73 %	71 %	84 %	80 %	79 %	98 lm/W	-	3850 lm
928193605131	MASTERColour CDM-T Elite 35W/942 G12 1CT	89 %	73 %	71 %	84 %	80 %	79 %	98 lm/W	-	3850 lm
928185305129	MASTERColour CDM-T Elite 70W/930 G12 1CT/12	97 %	83 %	82 %	95 %	90 %	88 %	103 lm/W	-	7800 lm
928185305131	MASTERColour CDM-T Elite 70W/930 G12 1CT/12	97 %	83 %	82 %	95 %	90 %	88 %	103 lm/W	-	7800 lm
928193705129	MASTERColour CDM-T Elite 70W/942 G12 1CT	91 %	80 %	79 %	88 %	85 %	84 %	100 lm/W	-	7500 lm
928193705131	MASTERColour CDM-T Elite 70W/942 G12 1CT	91 %	80 %	79 %	88 %	85 %	84 %	100 lm/W	-	7500 lm

Color Rendering Diagrams



MASTERColour CDM-T Elite

