



Perfect sprankelend, weergaloos rendement

MASTERColour CDM-T Elite

Enkelkneeps keramische metaalhalogeen-ontladingslamp met lange levensduur en zeer hoog rendement die een sprankelend helder wit licht produceert met een hoge kleurweergave-index

Voordelen

- Bundel van sprankelend wit licht met hoge intensiteit laat de koopwaar er onweerstaanbaar uitzien
- Stabiele kleur en lumenopbrengst gedurende de levensduur houden uw winkel het ene seizoen na het andere aantrekkelijk
- Laagste totale gebruikskosten door hoog energierendement (hetzelfde licht, minder energie of dezelfde energie, meer licht) en lange levensduur

Kenmerken

- Helder, sprankelend wit licht
- Uitstekende kleurweergave, met extra rood
- Hoog energierendement met weergaloos lumenbehoud
- Stabiele kleurprestaties gedurende de levensduur
- UV-blokkerend glas

Toepassing

- Accent- en displayverlichting in de detailhandel
- Algemene en decoratieve binnenverlichting
- Verlichting van buitenruimten

MASTERCLOUR CDM-T Elite

Versions



CDM-T Elite 100W G12



CDM-T Elite 50W /930, /942 G12



CDM-T Elite 150W /930



CDM-T, 20W

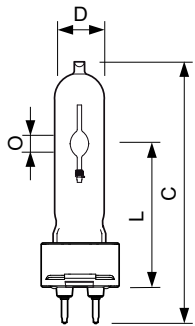


CDM-T Elite 35W /842, /930, /942 G12



CDM-T 70W G12

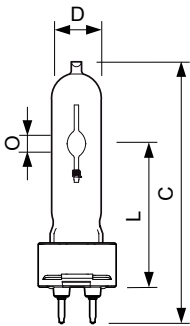
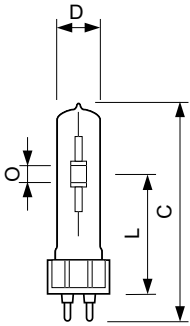
Maatschets



Product	D (max)	O	L (min)	L (max)	L	C (max)
MASTERCLOUR CDM-T Elite 70W/942 G12 1CT	20 mm	7,75 mm	55 mm	57 mm	56 mm	103 mm
MASTERCLOUR CDM-T Elite 35W/942 G12 1CT	20 mm	5,2 mm	55 mm	57 mm	56 mm	103 mm
MASTERCLOUR CDM-T Elite 50W/930 G12 1CT/12	20 mm	6 mm	55 mm	57 mm	56 mm	103 mm
MASTERCLOUR CDM-T Elite 70W/930 G12 1CT/12	20 mm	7,15 mm	55 mm	57 mm	56 mm	103 mm
MASTERCLOUR CDM-T Elite 35W/930 G12 1CT/12	20 mm	4,8 mm	55 mm	57 mm	56 mm	103 mm
MASTERCLOUR CDM-T Elite 100W/930 G12 1CT/12	20 mm	8,5 mm	55 mm	57 mm	56 mm	110 mm
MASTERCLOUR CDM-T Elite 50W/942 G12 1CT	20 mm	7,1 mm	55 mm	57 mm	56 mm	103 mm
MASTERCLOUR CDM-T Elite 100W/942 G12 1CT	20 mm	8,5 mm	55 mm	57 mm	56 mm	110 mm

MASTERColour CDM-T Elite

Maatschets



Product	D (max)	O	L (min)	L (max)	L	C (max)
MASTERColour CDM-T Elite 150W/930 G12 1CT/12	20 mm	9 mm	55 mm	57 mm	56 mm	110 mm

Product	D (max)	D O	L (min)	L (max)	L	C (max)
MASTERColour CDM-T Elite 20W/830 G12 1CT/12	20 mm	4 mm	55 mm	57 mm	56 mm	103 mm

Goedkeuring en Toepassing

Energy Efficiency Label (EEL) A+

Regelsystemen en Dimmers

Dimbaar Nee

Bedrijfs- en Elektrische gegevens

Herontsteektijd (minuten) (max.) 15 min

Algemene informatie

Lampvoet G12

Mechanische eigenschappen en Behuizing

Lampafwerking Helder

Lampvorm T19

Goedkeuring en Toepassing

Order Code	Full Product Name	Energy Consumption kWh/1000 h	Mercury (Hg) Content (Nom)
23178300	MASTERColour CDM-T Elite 100W/942 G12 1CT	110 kWh	8,5 mg
87169200	MASTERColour CDM-T Elite 100W/930 G12 1CT/12	110 kWh	10,1 mg
20159500	MASTERColour CDM-T Elite 50W/942 G12 1CT	55 kWh	5,7 mg

Order Code	Full Product Name	Energy Consumption kWh/1000 h	Mercury (Hg) Content (Nom)
93060300	MASTERColour CDM-T Elite 50W/930 G12 1CT/12	55 kWh	6,6 mg
21312915	MASTERC CDM-T ELITE 150W/930 G12 1CT/12	164 kWh	9,5 mg
87156200	MASTERColour CDM-T Elite 20W/830 G12.1CT/12	22 kWh	3,5 mg

MASTERCcolour CDM-T Elite

Order Code	Full Product Name	Energy	Mercury (Hg)
		Consumption kWh/ 1000 h	Content (Nom)
91137400	MasterC CDM-T Elite 35W/930 G12 1CT/12	43 kWh	4,7 mg
16364000	MASTERCcolour CDM-T Elite 35W/942 G12 1CT	43 kWh	4,7 mg

Order Code	Full Product Name	Energy	Mercury (Hg)
		Consumption kWh/ 1000 h	Content (Nom)
91141100	MASTERCcolour CDM-T Elite 70W/930 G12 1CT/12	80 kWh	6,6 mg
16362600	MASTERCcolour CDM-T Elite 70W/942 G12 1CT	80 kWh	6,6 mg

Bedrijfs- en Elektrische gegevens

Order Code	Full Product Name	Lampstroom (EM)			Power (Rated)		
		(nom.)	Spanning (max.)	Spanning (min.)	Spanning (nom.)	(Min)	(Nom)
23178300	MASTERCcolour CDM-T Elite 100W/942 G12 1CT	-	- V	- V	88 V	100.0 W	100 W
87169200	MASTERCcolour CDM-T Elite 100W/930 G12 1CT/12	-	94 V	82 V	88 V	100.0 W	100.0 W
20159500	MASTERCcolour CDM-T Elite 50W/942 G12 1CT	-	97 V	85 V	91 V	50.0 W	50 W
93060300	MASTERCcolour CDM-T Elite 50W/930 G12 1CT/12	-	96 V	84 V	90 V	50.0 W	50 W
21312915	MASTERC CDM-T ELITE 150W/930 G12 1CT/12	-	98 V	86 V	92 V	-	149 W
87156200	MASTERCcolour CDM-T Elite 20W/830 G12.1CT/12	-	100 V	90 V	95 V	20.0 W	20.0 W
91137400	MasterC CDM-T Elite 35W/930 G12 1CT/12	0,500 A	90 V	80 V	85 V	-	39.0 W
16364000	MASTERCcolour CDM-T Elite 35W/942 G12 1CT	0,51 A	96 V	84 V	90 V	-	39.0 W
91141100	MASTERCcolour CDM-T Elite 70W/930 G12 1CT/12	1 A	90 V	79 V	85 V	-	73 W
16362600	MASTERCcolour CDM-T Elite 70W/942 G12 1CT	0,97 A	93 V	81 V	87 V	-	73 W

Algemene informatie

Order Code	Full Product Name	Levensduur tot 10%	Levensduur tot 20%	Life To 50% Failures	Levensduur tot 5% uitval	Gebruiksstand
		uitval (nom.)	uitval (nom.)	(Nom)	(nom.)	
23178300	MASTERCcolour CDM-T Elite 100W/942 G12 1CT	10000 h	12000 h	15000 h	9000 h	UNIVERSAL
87169200	MASTERCcolour CDM-T Elite 100W/930 G12 1CT/12	14000 h	16000 h	20000 h	12000 h	UNIVERSAL
20159500	MASTERCcolour CDM-T Elite 50W/942 G12 1CT	10000 h	12000 h	15000 h	9000 h	UNIVERSAL
93060300	MASTERCcolour CDM-T Elite 50W/930 G12 1CT/12	14000 h	16000 h	20000 h	12000 h	UNIVERSAL
21312915	MASTERC CDM-T ELITE 150W/930 G12 1CT/12	10000 h	11000 h	12000 h	9000 h	P10
87156200	MASTERCcolour CDM-T Elite 20W/830 G12.1CT/12	14000 h	16000 h	20000 h	12000 h	UNIVERSAL
91137400	MasterC CDM-T Elite 35W/930 G12 1CT/12	14000 h	16000 h	20000 h	12000 h	UNIVERSAL
16364000	MASTERCcolour CDM-T Elite 35W/942 G12 1CT	10000 h	12000 h	15000 h	9000 h	UNIVERSAL
91141100	MASTERCcolour CDM-T Elite 70W/930 G12 1CT/12	14000 h	16000 h	20000 h	12000 h	UNIVERSAL
16362600	MASTERCcolour CDM-T Elite 70W/942 G12 1CT	10000 h	12000 h	15000 h	9000 h	UNIVERSAL

Luminaire Design Requirements

Order Code	Full Product Name	Lamp temperatuur (max.)	Order Code	Full Product Name	Lamp temperatuur (max.)
23178300	MASTERCcolour CDM-T Elite 100W/942 G12 1CT	550 °C	87156200	MASTERCcolour CDM-T Elite 20W/830 G12.1CT/12	250 °C
87169200	MASTERCcolour CDM-T Elite 100W/930 G12 1CT/12	550 °C	91137400	MasterC CDM-T Elite 35W/930 G12 1CT/12	500 °C
20159500	MASTERCcolour CDM-T Elite 50W/942 G12 1CT	500 °C	16364000	MASTERCcolour CDM-T Elite 35W/942 G12 1CT	500 °C
93060300	MASTERCcolour CDM-T Elite 50W/930 G12 1CT/12	500 °C	91141100	MASTERCcolour CDM-T Elite 70W/930 G12 1CT/12	500 °C
21312915	MASTERC CDM-T ELITE 150W/930 G12 1CT/12	650 °C	16362600	MASTERCcolour CDM-T Elite 70W/942 G12 1CT	500 °C

Eisen aan armatuurontwerp (1/2)

MASTERColour CDM-T Elite

Order Code	Full Product Name	Chromaticiteitscoördinaat X (nom.)	Chromaticiteitscoördinaat Y (nom.)	Kleurcode	Kleuraanduiding	Correlated Color	Color	Color
						Temperature (Nom)	Rendering Index (Min)	Rendering Index (Nom)
23178300	MASTERColour CDM-T Elite 100W/942 G12 1CT	0,373	0,369	942	Koel Wit (CW)	4200 K	-	91
87169200	MASTERColour CDM-T Elite 100W/930 G12 1CT/12	0,432	0,399	930	Warmwit (WW)	3000 K	89	92
20159500	MASTERColour CDM-T Elite 50W/942 G12 1CT	0,363	0,361	942	Koel Wit (CW)	4200 K	87	90
93060300	MASTERColour CDM-T Elite 50W/930 G12 1CT/12	0,435	0,396	930	Warmwit (WW)	3000 K	87	90
21312915	MASTERC CDM-T ELITE 150W/930 G12 1CT/12	0,443	0,391	930	Warmwit (WW)	3000 K	89	92
87156200	MASTERColour CDM-T Elite 20W/830 G12.1CT/12	0,434	0,391	830	Warmwit (WW)	3000 K	-	84
91137400	MasterC CDM-T Elite 35W/930 G12 1CT/12	0,435	0,395	930	Warmwit (WW)	3000 K	87	90
16364000	MASTERColour CDM-T Elite 35W/942 G12 1CT	0,366	0,364	942	Koel Wit (CW)	4200 K	86	89
91141100	MASTERColour CDM-T Elite 70W/930 G12 1CT/12	0,435	0,396	930	Warmwit (WW)	3000 K	87	90
16362600	MASTERColour CDM-T Elite 70W/942 G12 1CT	0,362	0,363	942	Koel Wit (CW)	4200 K	88	91

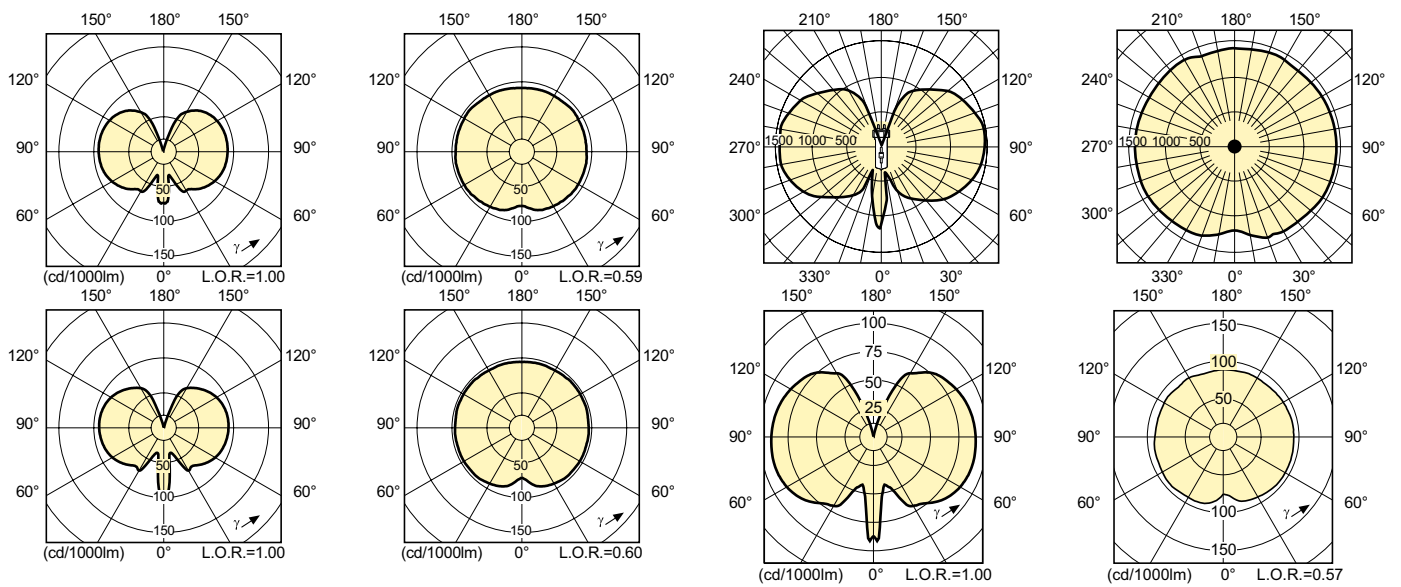
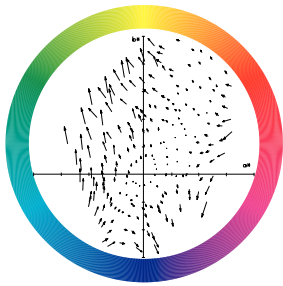
Eisen aan armatuurontwerp (2/2)

Order Code	Full Product Name	Lumenbehoud	Lumenbehoud	Lumenbehoud	Lumenbehoud	Lumenbehoud	Lumenbehoud	Lichtrendement (gespec.) (nom.)	Luminous Flux (Rated)	Luminous Flux (Rated)
		1000 uur (nom.)	10000 uur (nom.)	12000 uur (nom.)	2000 uur (nom.)	4000 uur (nom.)	5000 uur (nom.)		(Min)	(Nom)
23178300	MASTERColour CDM-T Elite 100W/942 G12 1CT	95 %	-	76 %	92 %	88 %	-	105 lm/W	-	10500 lm
87169200	MASTERColour CDM-T Elite 100W/930 G12 1CT/12	97 %	87 %	85 %	95 %	93 %	92 %	110 lm/W	-	11000 lm
20159500	MASTERColour CDM-T Elite 50W/942 G12 1CT	93 %	84 %	83 %	91 %	88 %	87 %	100 lm/W	-	5000 lm
93060300	MASTERColour CDM-T Elite 50W/930 G12 1CT/12	97 %	83 %	82 %	95 %	90 %	88 %	108 lm/W	-	5450 lm
21312915	MASTERC CDM-T ELITE 150W/930 G12 1CT/12	95 %	75 %	73 %	91 %	86 %	84 %	100 lm/W	-	15000 lm
87156200	MASTERColour CDM-T Elite 20W/830 G12.1CT/12	-	78 %	77 %	87 %	-	83 %	90 lm/W	1620 lm	1800 lm

MASTERColour CDM-T Elite

Order Code	Full Product Name	Lumenbehoud 1000 uur (nom.)	Lumenbehoud 10000 uur (nom.)	Lumenbehoud 12000 uur (nom.)	Lumenbehoud 2000 uur (nom.)	Lumenbehoud 4000 uur (nom.)	Lumenbehoud 5000 uur (nom.)	Lichtrendement (gespec.) (nom.)	Luminous Flux (Rated) (Min)	Luminous Flux (Rated) (Nom)
91137400	MasterC CDM-T Elite 35W/930 G12 1CT/12	95 %	83 %	80 %	93 %	90 %	88 %	98 lm/W	-	4050 lm
16364000	MASTERColour CDM-T Elite 35W/942 G12 1CT	89 %	73 %	71 %	84 %	80 %	79 %	98 lm/W	-	3850 lm
91141100	MASTERColour CDM-T Elite 70W/930 G12 1CT/12	97 %	83 %	82 %	95 %	90 %	88 %	103 lm/W	-	7800 lm
16362600	MASTERColour CDM-T Elite 70W/942 G12 1CT	91 %	80 %	79 %	88 %	85 %	84 %	100 lm/W	-	7500 lm

Colour Rendering Diagrams



MASTERColour CDM-T Elite

