



Perfect sparkle, mini design

MASTERColour CDM-Tm Elite Mini

Mini, single-ended, very high-efficiency, long-life Ceramic Metal Halide discharge lamp producing crisp white sparkling light with high colour rendering

Benefits

- High-intensity beam of crisp white sparkling light makes merchandise look irresistible
- Lowest Total Cost of Ownership as a result of high efficacy (same light, less energy or same energy, more light) and long life
- Fits in small luminaires which are less visible

Features

- Crisp white sparkling light
- Excellent colour rendering, with extra red
- High efficacy with unparalleled lumen maintenance
- Stable colour performance over lifetime
- Mini size

Application

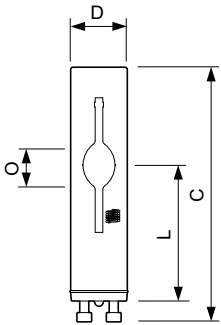
- Accent and display lighting in retail
- General and decorative indoor lighting
- Outdoor area lighting

MASTERColour CDM-Tm Elite Mini

Versions



Dimensional drawing



Product	D (max)	D	O	L (min)	L (max)	L	C (max)
MASTERColour CDM-Tm Elite Mini 35W/930	13.3 mm	0.5 in	4.7 mm	28 mm	32 mm	30 mm	56.7 mm
MASTERColour CDM-Tm Elite Mini 20W/830	13.3 mm	0.5 in	3.4 mm	28 mm	32 mm	30 mm	56.7 mm

Approval and Application

Energy Efficiency Label (EEL) A+

Controls and Dimming

Dimmable no

Operating and Electrical

Re-ignition Time (Min) (Max) 15 min

General Information

Cap-Base GU6.5
 Life To 10% Failures (Nom) 14000 h
 Life To 20% Failures (Nom) 16000 h
 Life To 50% Failures (Nom) 20000 h
 Life To 5% Failures (Nom) 12000 h
 Operating Position UNIVERSAL

Light Technical

Chromaticity Coordinate Y (Nom) 0.396
 Colour Designation Warm white (WW)
 Correlated Colour Temperature (Nom) 3000 K

Mechanical and Housing

Bulb Finish Clear

Approval and Application

Order Code	Full Product Name	Energy Consumption kWh/	Mercury (Hg)
		1000 h	Content (Nom)
89083900	MASTERColour CDM-Tm Elite Mini 20W/830 GU6.5 1CT	22 kWh	3.5 mg
15382500	MASTERColour CDM-Tm Elite Mini 35W/930 GU6.5 1CT	43 kWh	4.7 mg

MASTERColour CDM-Tm Elite Mini

Operating and Electrical

Order Code	Full Product Name	Voltage (Max)	Voltage (Min)	Voltage (Nom)	Power (Rated) (Nom)
89083900	MASTERColour CDM-Tm Elite Mini 20W/830 GU6.5 1CT	100 V	90 V	95 V	20.0 W

Order Code	Full Product Name	Voltage (Max)	Voltage (Min)	Voltage (Nom)	Power (Rated) (Nom)
15382500	MASTERColour CDM-Tm Elite Mini 35W/930 GU6.5 1CT	95 V	79 V	87 V	39.0 W

Luminaire Design Requirements

Order Code	Full Product Name	Bulb Temperature (Max)
89083900	MASTERColour CDM-Tm Elite Mini 20W/830 GU6.5 1CT	380 °C

Order Code	Full Product Name	Bulb Temperature (Max)
15382500	MASTERColour CDM-Tm Elite Mini 35W/930 GU6.5 1CT	450 °C

Light Technical (1/2)

Order Code	Full Product Name	Chromaticity Coordinate X (Nom)	Colour Code	Colour Rendering Index (Min)	Colour Rendering Index (Nom)
89083900	MASTERColour CDM-Tm Elite Mini 20W/830 GU6.5 1CT	0.436	830	81	84

Order Code	Full Product Name	Chromaticity Coordinate X (Nom)	Colour Code	Colour Rendering Index (Min)	Colour Rendering Index (Nom)
15382500	MASTERColour CDM-Tm Elite Mini 35W/930 GU6.5 1CT	0.435	930	87	90

Light Technical (2/2)

Order Code	Full Product Name	Lumen Maintenance 1000 h (Nom)	Lumen Maintenance 10000 h (Nom)	Lumen Maintenance 12000 h (Nom)	Lumen Maintenance 2000 h (Nom)	Lumen Maintenance 4000 h (Nom)	Lumen Maintenance 5000 h (Nom)	Luminous Efficacy (rated) (Nom)	Luminous Flux (Rated) (Min)	Luminous Flux (Rated) (Nom)
89083900	MASTERColour CDM-Tm Elite Mini 20W/830 GU6.5 1CT	91 %	78 %	77 %	87 %	84 %	83 %	90 lm/W	1620 lm	1800 lm
15382500	MASTERColour CDM-Tm Elite Mini 35W/930 GU6.5 1CT	95 %	-	80 %	93 %	90 %	-	102 lm/W	3600 lm	4000 lm


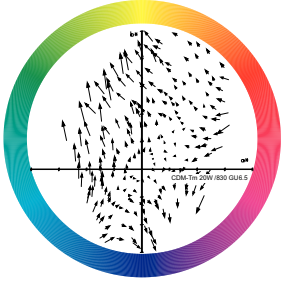
Mechanical and Housing

Order Code	Full Product Name	Bulb Shape
89083900	MASTERColour CDM-Tm Elite Mini 20W/830 GU6.5 1CT	T-4

Order Code	Full Product Name	Bulb Shape
15382500	MASTERColour CDM-Tm Elite Mini 35W/930 GU6.5 1CT	T13.3

MASTERColour CDM-Tm Elite Mini

Colour Rendering Diagrams



LDCR_CDM-Tm_35W_930_GU65-Colour rendering diagram

