



# Perfect sparkle, reliable life

## MASTERColour CDM-T Elite MW

The medium wattage lighting system that gives superior, longer-lasting white light for both indoor and outdoor use

### Benefits

- High quality sparkling white light
- Highest energy saving and lowest cost of ownership
- Reduced energy consumption/ $\text{CO}_2$  emission
- Dimmable

### Features

- Very high-quality white light with excellent colour rendering
- Long reliable lifetime combined with highest system efficacy
- New socket design makes lamp extremely compact and improves efficiency
- New electronic gear platform

### Application

- Outdoor; floodlighting of buildings and other interesting structures. Illumination of roads and pedestrian areas, public spaces, car parks, petrol stations etc.
- Indoor; larger (high-bay) retail outlets, warehouses, manufacturing facilities etc.

### Warnings and Safety

- Use only in totally enclosed luminaire, even during testing, except for protected versions with PGZX18 cap, which are designed for open luminaires (IEC61167, IEC 62035, IEC60598)
- The luminaire must be able to contain hot lamp parts if the lamp ruptures
- Use only with electronic control gear
- Control gear must include end-of-life protection (IEC61167, IEC 62035)
- A lamp breaking is extremely unlikely to have any impact on your health. If a lamp breaks, ventilate the room for 30 minutes and remove the parts, preferably with gloves. Put them in a sealed plastic bag and take it to your local waste facilities for recycling. Do not use a vacuum cleaner.

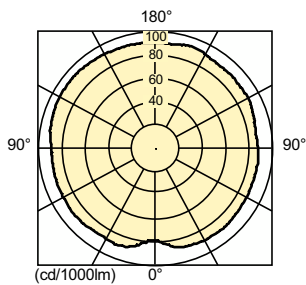
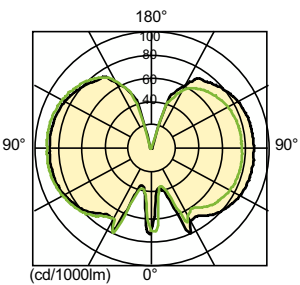
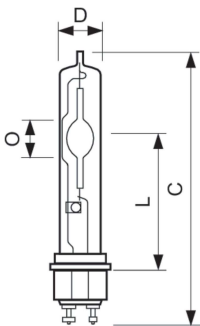
# MASTERColour CDM-T Elite MW

## Versions



LPPR D-CDM-T PGZ18 TMW28 CL

## Dimensional drawing



Product	D (max)	D	D	C (max)	C
MASTERC CDM-TMW Elite 210W/942 1CT	29 mm	1.1 inch	28 mm	188 mm	186 mm

