



# Perfect sparkle, reliable life

## MASTERColour CDM-T Elite MW

The medium wattage lighting system that gives superior, longer-lasting white light for both indoor and outdoor use

### Benefits

- High quality sparkling white light
- Highest energy saving and lowest cost of ownership
- Reduced energy consumption/CO<sub>2</sub> emission
- Dimmable

### Features

- Very high-quality white light with excellent colour rendering
- Long reliable lifetime combined with highest system efficacy
- New socket design makes lamp extremely compact and improves efficiency
- New electronic gear platform

### Application

- Outdoor; floodlighting of buildings and other interesting structures. Illumination of roads and pedestrian areas, public spaces, car parks, petrol stations etc.
- Indoor; larger (high-bay) retail outlets, warehouses, manufacturing facilities etc.

# MASTERColour CDM-T Elite MW

## Versions

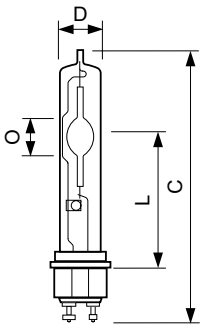


PGZ18, T9 (TMW28), Clear



PGZX18., T12, Clear, Protected

## Dimensional drawing



Product	D (max)	D	D	C (max)	C
CDM-T Elite 210W/930	29 mm	1.1 in	28 mm	188 mm	186
PGZ18.1CT/12					mm
MASTERColour CDM-TMW Elite 210W/942 1CT/12	29 mm	1.1 in	28 mm	188 mm	186
MASTERColour CDM-TMW Elite 210W/942 1CT	29 mm	1.1 in	28 mm	188 mm	186
CDM ELITE TMW 315/930/U/O EU	1.5 in	38 mm	193 mm		
CDM-T Elite 315W/930	29 mm	1.1 in	28 mm	188 mm	186
PGZ18.1CT/12					mm
CDM-TP MW 210W/930	1.5 in	38 mm	193 mm		
PGZX18.1CT/12					
MASTERColour CDM-TMW Elite 315W/942 1CT/12	29 mm	1.1 in	28 mm	188 mm	186
CDM T12 ELITE 210W/942/U/O EU	1.5 in	38 mm	193 mm		
MASTERColour CDM-TMW Elite 315W/930 1CT/12	29 mm	1.1 in	28 mm	188 mm	186
MASTERColour CDM-TMW Elite 210W/930 1CT/12	29 mm	1.1 in	28 mm	188 mm	186
CDM Elite TMW 315/942/U/O EU	1.5 in	38 mm	193 mm		
CDM-T Elite 315W/942	29 mm	1.1 in	28 mm	188 mm	186
PGZ18.1CT/12					mm

# MASTERCcolour CDM-T Elite MW

Approval and Application	
Energy Efficiency Label (EEL)	A+
Operating and Electrical	
Re-Ignition Time (Min) (Max)	10 min
General Information	
Life To 50% Failures (Nom)	30000 h
Operating Position	UNIVERSAL
Light Technical	
Correlated Color Temperature (Max)	- K
Correlated Color Temperature (Min)	- K
Mechanical and Housing	
Bulb Finish	Clear

## Approval and Application

Order Code	Full Product Name	Energy Consumption kWh/1000 h	Mercury (Hg)	
			Content (Max)	Picogram Per Lumen Hour
928601164631	CDM-T Elite 315W/930 PGZ18.1CT/12	347 kWh	28 mg	27.1 pg/lm.h
928601164634	MASTERCcolour CDM-TMW Elite 315W/930 1CT/12	347 kWh	28 mg	27.1 pg/lm.h
928601164731	CDM-T Elite 210W/930 PGZ18.1CT/12	231 kWh	24.5 mg	40.4 pg/lm.h
928601164734	MASTERCcolour CDM-TMW Elite 210W/930 1CT/12	231 kWh	24.5 mg	40.4 pg/lm.h
928601164831	CDM-T Elite 315W/942 PGZ18.1CT/12	347 kWh	25 mg	25 pg/lm.h
928601164834	MASTERCcolour CDM-TMW Elite 315W/942 1CT/12	347 kWh	25 mg	25 pg/lm.h

Order Code	Full Product Name	Energy Consumption kWh/1000 h	Mercury (Hg)	
			Content (Max)	Picogram Per Lumen Hour
928601164931	MASTERCcolour CDM-TMW Elite 210W/942 1CT	231 kWh	25 mg	40.3 pg/lm.h
928601164934	MASTERCcolour CDM-TMW Elite 210W/942 1CT/12	231 kWh	25 mg	40.3 pg/lm.h
928601167031	CDM-TP MW 210W/930 PGZX18.1CT/12	231 kWh	24.5 mg	53 pg/lm.h
928601167131	CDM ELITE TMW 315/930/U/O EU	347 kWh	28 mg	44.4 pg/lm.h
928601167231	CDM T12 ELITE 210W/942/U/O EU	231 kWh	25 mg	60.7 pg/lm.h
928601167331	CDM Elite TMW 315/942/U/O EU	347 kWh	25 mg	39.0 pg/lm.h

## Operating and Electrical

Order Code	Full Product Name	Voltage (Max)	Voltage (Min)	Voltage (Nom)	Power
					(Rated) (Nom)
928601164631	CDM-T Elite 315W/930 PGZ18.1CT/12	115 V	90 V	100 V	315.0 W
928601164634	MASTERCcolour CDM-TMW Elite 315W/930 1CT/12	115 V	90 V	100 V	315.0 W
928601164731	CDM-T Elite 210W/930 PGZ18.1CT/12	115 V	90 V	100 V	210.0 W

Order Code	Full Product Name	Voltage (Max)	Voltage (Min)	Voltage (Nom)	Power
					(Rated) (Nom)
928601164734	MASTERCcolour CDM-TMW Elite 210W/930 1CT/12	115 V	90 V	100 V	210.0 W
928601164831	CDM-T Elite 315W/942 PGZ18.1CT/12	115 V	85 V	100 V	315.0 W
928601164834	MASTERCcolour CDM-TMW Elite 315W/942 1CT/12	115 V	85 V	100 V	315.0 W

## MASTERCcolour CDM-T Elite MW

Order Code	Full Product Name	Voltage (Max)	Voltage (Min)	Voltage (Nom)	Power (Rated) (Nom)
928601164931	MASTERCcolour CDM-TMW Elite 210W/942 1CT	115 V	90 V	98 V	210.0 W
928601164934	MASTERCcolour CDM-TMW Elite 210W/942 1CT/12	115 V	90 V	98 V	210.0 W
928601167031	CDM-TP MW 210W/930 PGZX18.1CT/12	115 V	90 V	100 V	210.0 W

Order Code	Full Product Name	Voltage (Max)	Voltage (Min)	Voltage (Nom)	Power (Rated) (Nom)
928601167131	CDM ELITE TMW 315/930/U/O EU	115 V	90 V	100 V	315.0 W
928601167231	CDM T12 ELITE 210W/942/U/O EU	120 V	90 V	105 V	210.0 W
928601167331	CDM Elite TMW 315/942/U/O EU	115 V	90 V	100 V	315.0 W

### General Information

Order Code	Full Product Name	Cap-Base	Life To 10% Failures (Nom)	Life To 5% Failures (Nom)
928601164631	CDM-T Elite 315W/930 PGZ18.1CT/12	PGZ18	16000 h	12500 h
928601164634	MASTERCcolour CDM-TMW Elite 315W/930 1CT/12	PGZ18	16000 h	12500 h
928601164731	CDM-T Elite 210W/930 PGZ18.1CT/12	PGZ18	16000 h	12500 h
928601164734	MASTERCcolour CDM-TMW Elite 210W/930 1CT/12	PGZ18	16000 h	12500 h
928601164831	CDM-T Elite 315W/942 PGZ18.1CT/12	PGZ18	16000 h	12500 h
928601164834	MASTERCcolour CDM-TMW Elite 315W/942 1CT/12	PGZ18	16000 h	12500 h

Order Code	Full Product Name	Cap-Base	Life To 10% Failures (Nom)	Life To 5% Failures (Nom)
928601164931	MASTERCcolour CDM-TMW Elite 210W/942 1CT	PGZ18	16000 h	12500 h
928601164934	MASTERCcolour CDM-TMW Elite 210W/942 1CT/12	PGZ18	16000 h	12500 h
928601167031	CDM-TP MW 210W/930 PGZX18.1CT/12	PGZX18	12000 h	10000 h
928601167131	CDM ELITE TMW 315/930/U/O EU	PGZX18	12000 h	10000 h
928601167231	CDM T12 ELITE 210W/942/U/O EU	PGZX18	12000 h	10000 h
928601167331	CDM Elite TMW 315/942/U/O EU	PGZX18	12000 h	10000 h

### Luminaire Design Requirements

Order Code	Full Product Name	Bulb Temperature (Max)
928601164631	CDM-T Elite 315W/930 PGZ18.1CT/12	700 °C
928601164634	MASTERCcolour CDM-TMW Elite 315W/930 1CT/12	700 °C
928601164731	CDM-T Elite 210W/930 PGZ18.1CT/12	600 °C
928601164734	MASTERCcolour CDM-TMW Elite 210W/930 1CT/12	600 °C
928601164831	CDM-T Elite 315W/942 PGZ18.1CT/12	700 °C
928601164834	MASTERCcolour CDM-TMW Elite 315W/942 1CT/12	700 °C

Order Code	Full Product Name	Bulb Temperature (Max)
928601164931	MASTERCcolour CDM-TMW Elite 210W/942 1CT	600 °C
928601164934	MASTERCcolour CDM-TMW Elite 210W/942 1CT/12	600 °C
928601167031	CDM-TP MW 210W/930 PGZX18.1CT/12	550 °C
928601167131	CDM ELITE TMW 315/930/U/O EU	550 °C
928601167231	CDM T12 ELITE 210W/942/U/O EU	550 °C
928601167331	CDM Elite TMW 315/942/U/O EU	550 °C

### Light Technical (1/3)

Order Code	Full Product Name	Chromaticity Coordinate X (Nom)	Chromaticity Coordinate Y (Nom)	Color Code	Color Designation	Correlated Color Temperature (Nom)	Color Rendering Index (Min)	Color Rendering Index (Nom)
928601164631	CDM-T Elite 315W/930 PGZ18.1CT/12	0.429	0.398	930	Warm White (WW)	3090 K	87	90
928601164634	MASTERCcolour CDM-TMW Elite 315W/930 1CT/12	0.429	0.398	930	Warm White (WW)	3090 K	87	90

## MASTERCLOUR CDM-T Elite MW

Order Code	Full Product Name	Chromaticity	Chromaticity	Color Code	Color Designation	Correlated Color Temperature (Nom)	Color	Color
		Coordinate X (Nom)	Coordinate Y (Nom)				Rendering Index (Min)	Rendering Index (Nom)
928601164731	CDM-T Elite 210W/930 PGZ18.1CT/12	0.438	0.399	930	Warm White (WW)	2940 K	87	90
928601164734	MASTERCLOUR CDM-TMW Elite 210W/930 1CT/12	0.438	0.399	930	Warm White (WW)	2940 K	87	90
928601164831	CDM-T Elite 315W/942 PGZ18.1CT/12	0.376	0.379	942	Cool White (CW)	4140 K	90	93
928601164834	MASTERCLOUR CDM-TMW Elite 315W/942 1CT/12	0.376	0.379	942	Cool White (CW)	4140 K	90	93
928601164931	MASTERCLOUR CDM-TMW Elite 210W/942 1CT	0.381	0.374	942	Cool White (CW)	3960 K	89	92
928601164934	MASTERCLOUR CDM-TMW Elite 210W/942 1CT/12	0.381	0.374	942	Cool White (CW)	3960 K	89	92
928601167031	CDM-TP MW 210W/930 PGZX18.1CT/12	0.438	0.399	930	Warm White (WW)	2940 K	87	90
928601167131	CDM ELITE TMW 315/930/U/O EU	0.429	0.398	930	Warm White (WW)	3090 K	87	90
928601167231	CDM T12 ELITE 210W/942/U/O EU	0.381	0.374	942	Cool White (CW)	3960 K	89	92
928601167331	CDM Elite TMW 315/942/U/O EU	0.376	0.379	942	Cool White (CW)	4140 K	87	90

### Light Technical (2/3)

Order Code	Full Product Name	Lumen							Luminous	Luminous
		Maintenance 10000 h (Nom)	Lumen Maintenance - 10% Life	Lumen Maintenance - 12000 h (Nom)	Lumen Maintenance - 2000 h (Nom)	Lumen Maintenance - 20000 h	Lumen Maintenance - 40% Life	Lumen Maintenance - 5000 h (Nom)	Efficacy (rated) (Min)	Efficacy (rated) (Nom)
928601164631	CDM-T Elite 315W/930 PGZ18.1CT/12	90 %	96 %	89 %	99 %	80 %	89 %	96 %	112 lm/W	120 lm/W
928601164634	MASTERCLOUR CDM-TMW Elite 315W/930 1CT/12	90 %	96 %	89 %	99 %	80 %	89 %	96 %	112 lm/W	120 lm/W
928601164731	CDM-T Elite 210W/930 PGZ18.1CT/12	91 %	96 %	90 %	98 %	81 %	90 %	93 %	105 lm/W	115 lm/W
928601164734	MASTERCLOUR CDM-TMW Elite 210W/930 1CT/12	91 %	96 %	90 %	98 %	81 %	90 %	93 %	105 lm/W	115 lm/W
928601164831	CDM-T Elite 315W/942 PGZ18.1CT/12	86 %	96 %	82 %	98 %	81 %	82 %	94 %	105 lm/W	113 lm/W
928601164834	MASTERCLOUR CDM-TMW Elite 315W/942 1CT/12	86 %	96 %	82 %	98 %	81 %	82 %	94 %	105 lm/W	113 lm/W
928601164931	MASTERCLOUR CDM-TMW Elite 210W/942 1CT	91 %	95 %	90 %	98 %	80 %	90 %	94 %	98 lm/W	108 lm/W
928601164934	MASTERCLOUR CDM-TMW Elite 210W/942 1CT/12	91 %	95 %	90 %	98 %	80 %	90 %	94 %	98 lm/W	108 lm/W
928601167031	CDM-TP MW 210W/930 PGZX18.1CT/12	84 %	98 %	78 %	98 %	-	88 %	91 %	101 lm/W	111 lm/W
928601167131	CDM ELITE TMW 315/930/U/O EU	87 %	98 %	83 %	98 %	80 %	87 %	89 %	105 lm/W	115 lm/W

# MASTERCLOUR CDM-T Elite MW

Order Code	Full Product Name	Lumen Maintenance							Luminous Efficacy	Luminous Efficacy
		10000 h (Nom)	Lumen Maintenance - 10% Life	Lumen Maintenance - 12000 h (Nom)	Lumen Maintenance - 2000 h (Nom)	Lumen Maintenance - 20000 h	Lumen Maintenance - 40% Life	Lumen Maintenance - 5000 h (Nom)	(rated) (Min)	(rated) (Nom)
928601167231	CDM T12 ELITE 210W/942/U/O EU	91 %	98 %	91 %	98 %	80 %	92 %	93 %	98 lm/W	108 lm/W
928601167331	CDM Elite TMW 315/942/U/O EU	93 %	97 %	91 %	97 %	80 %	95 %	96 %	99 lm/W	109 lm/W

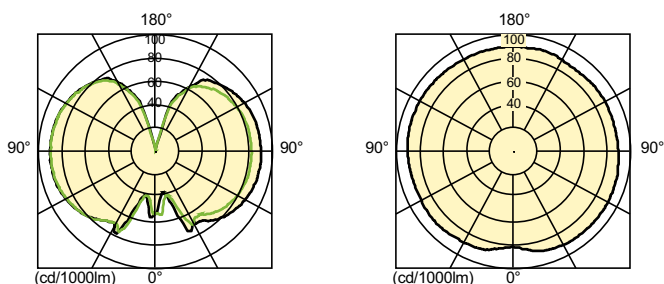
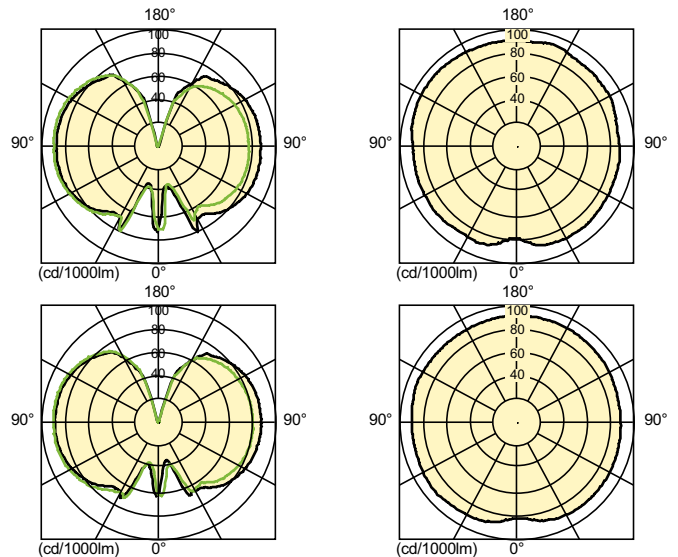
## Light Technical (3/3)

Order Code	Full Product Name	Design Mean	Luminous Flux (Rated)	Luminous Flux (Rated)
		Lumens	(Min)	(Nom)
928601164631	CDM-T Elite 315W/930 PGZ18.1CT/12	33700 lm	35280 lm	38000 lm
928601164634	MASTERCLOUR CDM-TMW Elite 315W/930 1CT/12	33700 lm	35280 lm	38000 lm
928601164731	CDM-T Elite 210W/930 PGZ18.1CT/12	21735 lm	22050 lm	24150 lm
928601164734	MASTERCLOUR CDM-TMW Elite 210W/930 1CT/12	21735 lm	22050 lm	24150 lm
928601164831	CDM-T Elite 315W/942 PGZ18.1CT/12	31150 lm	33100 lm	35500 lm
928601164834	MASTERCLOUR CDM-TMW Elite 315W/942 1CT/12	31150 lm	33100 lm	35500 lm

Order Code	Full Product Name	Design Mean	Luminous Flux (Rated)	Luminous Flux (Rated)
		Lumens	(Min)	(Nom)
928601164931	MASTERCLOUR CDM-TMW Elite 210W/942 1CT	20470 lm	21000 lm	23000 lm
928601164934	MASTERCLOUR CDM-TMW Elite 210W/942 1CT/12	20470 lm	21000 lm	23000 lm
928601167031	CDM-TP MW 210W/930 PGZX18.1CT/12	21600 lm	21200 lm	23300 lm
928601167131	CDM ELITE TMW 315/930/U/O EU	31500 lm	33100 lm	36200 lm
928601167231	CDM T12 ELITE 210W/942/U/O EU	20500 lm	20600 lm	22800 lm
928601167331	CDM Elite TMW 315/942/U/O EU	30780 lm	31200 lm	34300 lm

## Mechanical and Housing

Order Code	Full Product Name	Bulb Shape
928601164631	CDM-T Elite 315W/930 PGZ18.1CT/12	TMW28
928601164634	MASTERCLOUR CDM-TMW Elite 315W/930 1CT/12	TMW28
928601164731	CDM-T Elite 210W/930 PGZ18.1CT/12	TMW28
928601164734	MASTERCLOUR CDM-TMW Elite 210W/930 1CT/12	TMW28
928601164831	CDM-T Elite 315W/942 PGZ18.1CT/12	TMW28
928601164834	MASTERCLOUR CDM-TMW Elite 315W/942 1CT/12	TMW28
928601164931	MASTERCLOUR CDM-TMW Elite 210W/942 1CT	TMW28
928601164934	MASTERCLOUR CDM-TMW Elite 210W/942 1CT/12	TMW28
928601167031	CDM-TP MW 210W/930 PGZX18.1CT/12	T12
928601167131	CDM ELITE TMW 315/930/U/O EU	T12
928601167231	CDM T12 ELITE 210W/942/U/O EU	T12
928601167331	CDM Elite TMW 315/942/U/O EU	T12



## MASTERColour CDM-T Elite MW

