



# Product Description

## Standard Candle B35 frosted

Flame-shaped bulb with inside-frosted glass and vacuum- or gas-filled bulb with B- or E-base

### Benefits

- Graceful lamps that enhance the elegance of classical chandeliers, candelabras, wall brackets etc.
- Set the scene for cosiness and comfort, used with or without lampshades

### Features


- Slender, frosted lamps
- Creates a low glare atmosphere

### Application

- Home use in living and dining rooms, bedrooms, halls and studies
- Hotel lounges, restaurants, bedrooms, halls, conference rooms and foyers
- Clubs and social areas
- Ballrooms
- Shops and boutiques
- Churches

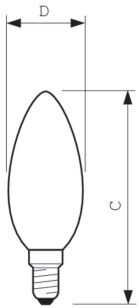
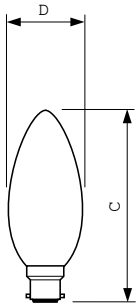
# Standard Candle B35 frosted

## Versions



LPPR ICANBSTD B22 B35 CL

## Dimensional drawing



Product	D	C (max)
230V 25W BC PEARL CANDLE	35 mm	95 mm

Product	D	C (max)
Stan 40W E14 230V B35 FR U 1CT/6X50CT	35 mm	100 mm

# Standard Candle B35 frosted

## General Information

Rated Lifetime (Hours)	1,000 hour(s)
Nominal lifetime	1,000 hour(s)
Operating Position	UNIVERSAL

## Light Technical

Color rendering index (CRI)	100
-----------------------------	-----

## Operating and Electrical

Voltage (Nom)	230 V
---------------	-------

## Controls and Dimming

Dimmable	Yes
----------	-----

## Mechanical and Housing

Bulb Finish	Frosted
Bulb Shape	B35

## General Information

Order Code	Full Product Name	Cap-Base
926000205011	Stan 40W E14 230V B35 FR U 1CT/6X50CT	E14
921485644299	230V 25W BC PEARL CANDLE	B22

## Light Technical

Order Code	Full Product Name	Luminous Flux
926000205011	Stan 40W E14 230V B35 FR U 1CT/6X50CT	410 lm

Order Code	Full Product Name	Luminous Flux
921485644299	230V 25W BC PEARL CANDLE	205 lm

## Operating and Electrical

Order Code	Full Product Name	Power Consumption
926000205011	Stan 40W E14 230V B35 FR U 1CT/6X50CT	40 W

Order Code	Full Product Name	Power Consumption
921485644299	230V 25W BC PEARL CANDLE	25 W

