



Product Description

Standard Candle B35 frosted

Flame-shaped bulb with inside-frosted glass and vacuum- or gas-filled bulb with B- or E-base

Benefits

- Graceful lamps that enhance the elegance of classical chandeliers, candelabras, wall brackets etc.
- Set the scene for cosiness and comfort, used with or without lampshades

Features

- Slender, frosted lamps
- Creates a low glare atmosphere

Application

- Home use in living and dining rooms, bedrooms, halls and studies
- Hotel lounges, restaurants, bedrooms, halls, conference rooms and foyers
- Clubs and social areas
- Ballrooms
- Shops and boutiques
- Churches

Standard Candle B35 frosted

Versions



B22, B35, FR

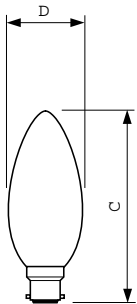
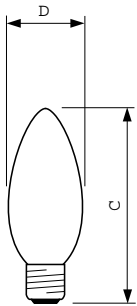
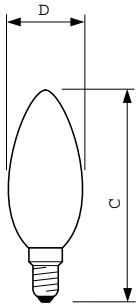


E14, B35, FR



E27, B35, FR

Dimensional drawing



| Product | D | C (max) |
|--|-------|---------|
| Standard 40W E14 230V B35 FR U 1CT/6X50CT | 35 mm | 100 mm |
| Standard 60W E14 230V B35 FR 1CT/10X10F | 35 mm | 100 mm |
| Standard 40W E14 230V B35 FR 1CT/10X10F | 35 mm | 100 mm |
| Standard 40W E14 220-240V B35 FR 1CT/5X10F | 35 mm | 100 mm |
| Standard 25W E14 220-240V B35 FR 1CT/5X10F | 35 mm | 100 mm |
| Standard 60W E14 230V B35 FR 1CT/10X10F | 35 mm | 100 mm |
| Standard 40W E14 230V B35 FR 1CT/10X10F | 35 mm | 100 mm |

| Product | D | C (max) |
|---|-------|---------|
| Standard 60W E27 230V B35 FR 1CT/10X10F | 35 mm | 96.5 mm |
| Standard 40W E27 230V B35 FR 1CT/10X10F | 35 mm | 96.5 mm |

| Product | D | C (max) |
|--------------------------|-------|---------|
| 230V 25W BC PEARL CANDLE | 35 mm | 95 mm |

Standard Candle B35 frosted

Controls and Dimming

| | |
|----------|-----|
| Dimmable | Yes |
|----------|-----|

General Information

| | |
|------------------------|--------|
| Nominal Lifetime (Nom) | 1000 h |
| Rated Lifetime (Hours) | 1000 h |

Light Technical

| | |
|-----------------------------|-----|
| Color Rendering Index (Nom) | 100 |
|-----------------------------|-----|

Mechanical and Housing

| | |
|-------------|---------|
| Bulb Finish | Frosted |
| Bulb Shape | B35 |

Operating and Electrical

| Order Code | Full Product Name | Voltage (Nom) | Power (Rated) (Nom) |
|--------------|--|---------------|---------------------|
| 921485644299 | 230V 25W BC PEARL CANDLE | 230 V | 25 W |
| 921486643301 | Standard 25W E14 220-240V B35 FR 1CT/5X10F | 220-240 V | 25 W |
| 921491643301 | Standard 40W E14 220-240V B35 FR 1CT/5X10F | 220-240 V | 40 W |
| 926000006918 | Standard 40W E14 230V B35 FR 1CT/10X10F | 230 V | 40 W |
| 926000006933 | Standard 40W E14 230V B35 FR 1CT/10X10F | 230 V | 40 W |
| 926000007764 | Standard 60W E14 230V B35 FR 1CT/10X10F | 230 V | 60 W |

| Order Code | Full Product Name | Voltage (Nom) | Power (Rated) (Nom) |
|--------------|---|---------------|---------------------|
| 926000007765 | Standard 60W E14 230V B35 FR 1CT/10X10F | 230 V | 60 W |
| 926000205011 | Standard 40W E14 230V B35 FR U 1CT/6X50CT | 230 V | 40 W |
| 921492144218 | Standard 40W E27 230V B35 FR 1CT/10X10F | 230 V | 40 W |
| 921501644214 | Standard 60W E27 230V B35 FR 1CT/10X10F | 230 V | 60 W |

General Information

| Order Code | Full Product Name | Cap-Base | Operating Position |
|--------------|--|----------|--------------------|
| 921485644299 | 230V 25W BC PEARL CANDLE | B22 | UNIVERSAL |
| 921486643301 | Standard 25W E14 220-240V B35 FR 1CT/5X10F | E14 | UNIVERSAL |
| 921491643301 | Standard 40W E14 220-240V B35 FR 1CT/5X10F | E14 | UNIVERSAL |
| 926000006918 | Standard 40W E14 230V B35 FR 1CT/10X10F | E14 | UNIVERSAL |
| 926000006933 | Standard 40W E14 230V B35 FR 1CT/10X10F | E14 | UNIVERSAL |
| 926000007764 | Standard 60W E14 230V B35 FR 1CT/10X10F | E14 | UNIVERSAL |

| Order Code | Full Product Name | Cap-Base | Operating Position |
|--------------|---|----------|--------------------|
| 926000007765 | Standard 60W E14 230V B35 FR 1CT/10X10F | E14 | UNIVERSAL |
| 926000205011 | Standard 40W E14 230V B35 FR U 1CT/6X50CT | E14 | UNIVERSAL |
| 921492144218 | Standard 40W E27 230V B35 FR 1CT/10X10F | E27 | UNIVERSAL |
| 921501644214 | Standard 60W E27 230V B35 FR 1CT/10X10F | E27 | S90 |

Light Technical

| Order Code | Full Product Name | Luminous Flux (Nom) |
|--------------|--|---------------------|
| 921485644299 | 230V 25W BC PEARL CANDLE | 205 lm |
| 921486643301 | Standard 25W E14 220-240V B35 FR 1CT/5X10F | 210 lm |

| Order Code | Full Product Name | Luminous Flux (Nom) |
|--------------|--|---------------------|
| 921491643301 | Standard 40W E14 220-240V B35 FR 1CT/5X10F | 410 lm |
| 926000006918 | Standard 40W E14 230V B35 FR 1CT/10X10F | 410 lm |

Standard Candle B35 frosted

| Order Code | Full Product Name | Luminous Flux (Nom) |
|--------------|---|---------------------|
| 926000006933 | Standard 40W E14 230V B35 FR 1CT/10X10F | 410 lm |
| 926000007764 | Standard 60W E14 230V B35 FR 1CT/10X10F | 670 lm |
| 926000007765 | Standard 60W E14 230V B35 FR 1CT/10X10F | 670 lm |

| Order Code | Full Product Name | Luminous Flux (Nom) |
|--------------|---|---------------------|
| 926000205011 | Standard 40W E14 230V B35 FR U 1CT/6X50CT | 410 lm |
| 921492144218 | Standard 40W E27 230V B35 FR 1CT/10X10F | 390 lm |
| 921501644214 | Standard 60W E27 230V B35 FR 1CT/10X10F | 630 lm |

Approval and Application

| Order Code | Full Product Name | Energy Efficiency Label (EEL) |
|--------------|--|-------------------------------|
| 921485644299 | 230V 25W BC PEARL CANDLE | - |
| 921486643301 | Standard 25W E14 220-240V B35 FR 1CT/5X10F | E |
| 921491643301 | Standard 40W E14 220-240V B35 FR 1CT/5X10F | E |
| 926000006918 | Standard 40W E14 230V B35 FR 1CT/10X10F | E |
| 926000006933 | Standard 40W E14 230V B35 FR 1CT/10X10F | E |

| Order Code | Full Product Name | Energy Efficiency Label (EEL) |
|--------------|---|-------------------------------|
| 926000007764 | Standard 60W E14 230V B35 FR 1CT/10X10F | E |
| 926000007765 | Standard 60W E14 230V B35 FR 1CT/10X10F | E |
| 926000205011 | Standard 40W E14 230V B35 FR U 1CT/6X50CT | E |
| 921492144218 | Standard 40W E27 230V B35 FR 1CT/10X10F | E |
| 921501644214 | Standard 60W E27 230V B35 FR 1CT/10X10F | E |

