



MASTER LEDspot LV – The ideal solution for spot lighting

MASTER VALUE LEDspot LV

Delivering a warm, halogen-like accent beam, MASTER LEDspot LV is an ideal retrofit solution for spot and general lighting applications in the hospitality industry. It is particularly suited to public areas such as receptions, lobbies, corridors, stairwells and washrooms, where the light is on all the time. The robustly designed MASTER LEDspot offers a choice of beam angles for a clearly defined beam spread. There is no UV or IR in the beam, making it suitable for illuminating heat-sensitive objects (food, organic materials, paintings, etc.). The patented intelligent driver enables broad compatibility with existing electromagnetic and electronic halogen transformers. The dimmable versions drive further efficiencies, while helping to create the desired atmosphere.

Benefits

- Up to 80% energy saving compared with halogen lamp
- Broad compatibility with transformers
- Suitable to retrofit with low-voltage halogen lamps covering GU5.3 and GU4 base types

Features

- Dimmable (6.5–35W versions)
- Innovative AirFlux technology for passive cooling, depending upon model
- Warm and cool white light
- Lifetime:
 - 40,000 hours MASTER LED
 - 25,000 hours MASTER LED VALUE
- TransforMax technology to ensure compatibility with existing transformers (depending upon model)

MASTER VALUE LEDspot LV

Application

- Ideal for accent lighting in hotels, hospitals, shops and museums (e.g. floors, elevators, displays)

Warnings and Safety

- Operating temperature range is between -20° C and 45° C ambient
- Only to apply in dry or damp locations and most of open fixtures with lamp-holders that offer sufficient space (10 mm free air space)
- Not intended for use with emergency light fixtures or exit lights

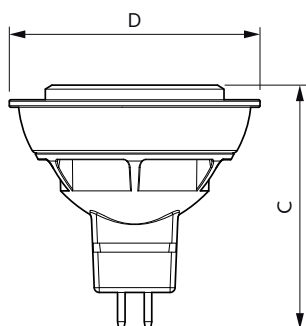
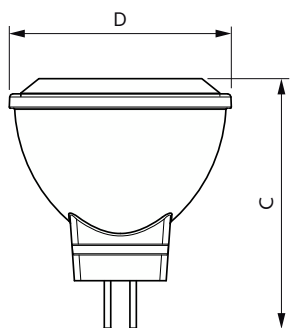
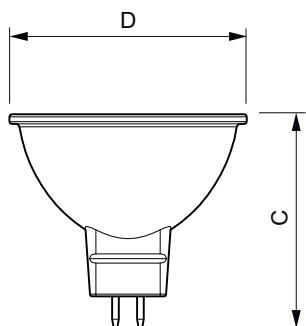
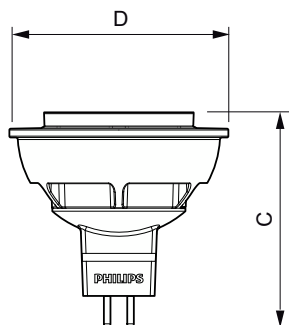
Versions



LEDspots MAS SLR 2 MR11 GU4

MASTER VALUE LEDspot LV

Dimensional drawing



Product	D	C
MASTER LED 5.5-50W 2700K MR16 24D	50.2 mm	49 mm
MASTER LED 5.5-50W 2700K MR16 36D	50.2 mm	49 mm
MASTER LED 5.5-50W 3000K MR16 24D	50.2 mm	49 mm
MASTER LED 5.5-50W 3000K MR16 36D	50.2 mm	49 mm
MASTER LED 5.5-50W 4000K MR16 24D	50.2 mm	49 mm
MASTER LED 5.5-50W 4000K MR16 36D	50.2 mm	49 mm

Product	D	C
MAS LED SPOT VLE D 7.5-50W MR16 927 36D	50.5 mm	45.5 mm
MAS LED SPOT VLE D 7.5-50W MR16 927 60D	50.5 mm	45.5 mm
MAS LED SPOT VLE D 7.5-50W MR16 930 36D	50.5 mm	45.5 mm
MAS LED SPOT VLE D 7.5-50W MR16 930 60D	50.5 mm	45.5 mm
MAS LED SPOT VLE D 7.5-50W MR16 940 36D	50.5 mm	45.5 mm
MAS LED SPOT VLE D 7.5-50W MR16 940 60D	50.5 mm	45.5 mm
MAS LED spot VLE D 5.8-35W MR16 927 36D	50.5 mm	45.5 mm
MAS LED spot VLE D 5.8-35W MR16 927 60D	50.5 mm	45.5 mm
MAS LED spot VLE D 5.8-35W MR16 930 36D	50.5 mm	45.5 mm
MAS LED spot VLE D 5.8-35W MR16 930 60D	50.5 mm	45.5 mm
MAS LED spot VLE D 5.8-35W MR16 940 36D	50.5 mm	45.5 mm
MAS LED spot VLE D 5.8-35W MR16 940 60D	50.5 mm	45.5 mm

Product	D	C
MAS LEDspotLV 3.5-20W 827 MR11 24D	35.1 mm	39.5 mm

Product	D	C
MASTER LED 3.9-35W 2700K MR16 24D	50.5 mm	50 mm
MASTER LED 3.9-35W 2700K MR16 36D	50.5 mm	50 mm
MASTER LED 3.9-35W 3000K MR16 24D	50.5 mm	50 mm
MASTER LED 3.9-35W 3000K MR16 36D	50.5 mm	50 mm
MASTER LED 4.9-50W 2700K MR16 24D	50.5 mm	50 mm
MASTER LED 4.9-50W 2700K MR16 36D	50.5 mm	50 mm
MASTER LED 4.9-50W 3000K MR16 24D	50.5 mm	50 mm
MASTER LED 4.9-50W 3000K MR16 36D	50.5 mm	50 mm
MASTER LED 4.9-50W 4000K MR16 24D	50.5 mm	50 mm
MASTER LED 4.9-50W 4000K MR16 36D	50.5 mm	50 mm

MASTER VALUE LEDspot LV

General Information	
Switching Cycle	50,000
Light Technical	
LLMF At End Of Nominal Lifetime (Nom)	70 %
Operating and Electrical	
Input Frequency	- Hz
Starting Time (Nom)	0.5 s

General Information

Order Code	Full Product Name	Cap-Base	Nominal lifetime	Order Code	Full Product Name	Cap-Base	Nominal lifetime
929002492502	MAS LED spot VLE D 5.8-35W MR16 927 36D	GU5.3	25,000 hour(s)	929001146708	MASTER LED 5.5-50W 3000K MR16 24D	GU5.3	25,000 hour(s)
929002492602	MAS LED spot VLE D 5.8-35W MR16 930 36D	GU5.3	25,000 hour(s)	929001146808	MASTER LED 5.5-50W 4000K MR16 24D	GU5.3	25,000 hour(s)
929002492702	MAS LED spot VLE D 5.8-35W MR16 940 36D	GU5.3	25,000 hour(s)	929001146908	MASTER LED 5.5-50W 4000K MR16 36D	GU5.3	25,000 hour(s)
929002492802	MAS LED spot VLE D 5.8-35W MR16 927 60D	GU5.3	25,000 hour(s)	929003087002	MAS LEDspotLV 3.5-20W 827 MR11 24D	GU4	40,000 hour(s)
929002492902	MAS LED spot VLE D 5.8-35W MR16 930 60D	GU5.3	25,000 hour(s)	929003610208	MASTER LED 3.9-35W 2700K MR16 24D	GU5.3	25,000 hour(s)
929002493002	MAS LED spot VLE D 5.8-35W MR16 940 60D	GU5.3	25,000 hour(s)	929003610308	MASTER LED 3.9-35W 3000K MR16 24D	GU5.3	25,000 hour(s)
929002493202	MAS LED SPOT VLE D 7.5-50W MR16 927 36D	GU5.3	25,000 hour(s)	929003610408	MASTER LED 3.9-35W 2700K MR16 36D	GU5.3	25,000 hour(s)
929002493302	MAS LED SPOT VLE D 7.5-50W MR16 930 36D	GU5.3	25,000 hour(s)	929003610508	MASTER LED 3.9-35W 3000K MR16 36D	GU5.3	25,000 hour(s)
929002493402	MAS LED SPOT VLE D 7.5-50W MR16 940 36D	GU5.3	25,000 hour(s)	929003610608	MASTER LED 4.9-50W 2700K MR16 24D	GU5.3	25,000 hour(s)
929001145908	MASTER LED 5.5-50W 2700K MR16 24D	GU5.3	25,000 hour(s)	929003610708	MASTER LED 4.9-50W 3000K MR16 24D	GU5.3	25,000 hour(s)
929001146108	MASTER LED 5.5-50W 2700K MR16 36D	GU5.3	25,000 hour(s)	929003610808	MASTER LED 4.9-50W 4000K MR16 24D	GU5.3	25,000 hour(s)
929001146608	MASTER LED 5.5-50W 3000K MR16 36D	GU5.3	25,000 hour(s)	929003610908	MASTER LED 4.9-50W 2700K MR16 36D	GU5.3	25,000 hour(s)
				929003611008	MASTER LED 4.9-50W 3000K MR16 36D	GU5.3	25,000 hour(s)
				929003611108	MASTER LED 4.9-50W 4000K MR16 36D	GU5.3	25,000 hour(s)
				929002493502	MAS LED SPOT VLE D 7.5-50W MR16 927 60D	GU5.3	25,000 hour(s)
				929002493602	MAS LED SPOT VLE D 7.5-50W MR16 930 60D	GU5.3	25,000 hour(s)
				929002493702	MAS LED SPOT VLE D 7.5-50W MR16 940 60D	GU5.3	25,000 hour(s)

Light Technical

Order Code	Full Product Name	Beam Angle (Nom)	Correlated Color		Color rendering		Luminous Intensity	
			Temperature (Nom)		index (CRI)	Color Code	Luminous Flux (Nom)	
929002492502	MAS LED spot VLE D 5.8-35W MR16 927 36D	36 degree(s)	2700 K		90	927	450 lm	1,300 cd
929002492602	MAS LED spot VLE D 5.8-35W MR16 930 36D	36 degree(s)	3000 K		90	930	460 lm	1,300 cd
929002492702	MAS LED spot VLE D 5.8-35W MR16 940 36D	36 degree(s)	4000 K		90	940	490 lm	1,200 cd
929002492802	MAS LED spot VLE D 5.8-35W MR16 927 60D	60 degree(s)	2700 K		90	927	450 lm	600 cd
929002492902	MAS LED spot VLE D 5.8-35W MR16 930 60D	60 degree(s)	3000 K		90	930	460 lm	600 cd
929002493002	MAS LED spot VLE D 5.8-35W MR16 940 60D	60 degree(s)	4000 K		90	940	490 lm	550 cd
929002493202	MAS LED SPOT VLE D 7.5-50W MR16 927 36D	36 degree(s)	2700 K		90	927	621 lm	1,600 cd
929002493302	MAS LED SPOT VLE D 7.5-50W MR16 930 36D	36 degree(s)	3000 K		90	930	630 lm	1,600 cd
929002493402	MAS LED SPOT VLE D 7.5-50W MR16 940 36D	36 degree(s)	4000 K		90	940	660 lm	1,500 cd
929001145908	MASTER LED 5.5-50W 2700K MR16 24D	24 degree(s)	2700 K		80	827	415 lm	1,800 cd
929001146108	MASTER LED 5.5-50W 2700K MR16 36D	36 degree(s)	2700 K		80	827	415 lm	1,000 cd
929001146608	MASTER LED 5.5-50W 3000K MR16 36D	36 degree(s)	3000 K		80	830	425 lm	1,000 cd

MASTER VALUE LEDspot LV

Order Code	Full Product Name	Beam Angle (Nom)	Correlated Color	Color rendering		Luminous Intensity	
			Temperature (Nom)	index (CRI)	Color Code	Luminous Flux	(Nom)
929001146708	MASTER LED 5.5-50W 3000K MR16 24D	24 degree(s)	3000 K	80	830	425 lm	1,800 cd
929001146808	MASTER LED 5.5-50W 4000K MR16 24D	24 degree(s)	4000 K	80	840	450 lm	1,800 cd
929001146908	MASTER LED 5.5-50W 4000K MR16 36D	36 degree(s)	4000 K	80	840	450 lm	1,000 cd
929003087002	MAS LEDspotLV 3.5-20W 827 MR11 24D	24 degree(s)	2700 K	80	827	200 lm	1,000 cd
929003610208	MASTER LED 3.9-35W 2700K MR16 24D	24 degree(s)	2700 K	90	927	270 lm	1,000 cd
929003610308	MASTER LED 3.9-35W 3000K MR16 24D	24 degree(s)	3000 K	90	930	280 lm	1,000 cd
929003610408	MASTER LED 3.9-35W 2700K MR16 36D	36 degree(s)	2700 K	90	927	270 lm	600 cd
929003610508	MASTER LED 3.9-35W 3000K MR16 36D	36 degree(s)	3000 K	90	930	280 lm	600 cd
929003610608	MASTER LED 4.9-50W 2700K MR16 24D	24 degree(s)	2700 K	90	927	415 lm	1,600 cd
929003610708	MASTER LED 4.9-50W 3000K MR16 24D	24 degree(s)	3000 K	90	930	425 lm	1,700 cd
929003610808	MASTER LED 4.9-50W 4000K MR16 24D	24 degree(s)	4000 K	90	940	430 lm	1,700 cd
929003610908	MASTER LED 4.9-50W 2700K MR16 36D	36 degree(s)	2700 K	90	927	415 lm	900 cd
929003611008	MASTER LED 4.9-50W 3000K MR16 36D	36 degree(s)	3000 K	90	930	425 lm	950 cd
929003611108	MASTER LED 4.9-50W 4000K MR16 36D	36 degree(s)	4000 K	90	940	430 lm	950 cd
929002493502	MAS LED SPOT VLE D 7.5-50W MR16 927 60D	60 degree(s)	2700 K	90	927	621 lm	750 cd
929002493602	MAS LED SPOT VLE D 7.5-50W MR16 930 60D	60 degree(s)	3000 K	90	930	630 lm	800 cd
929002493702	MAS LED SPOT VLE D 7.5-50W MR16 940 60D	60 degree(s)	4000 K	90	940	660 lm	770 cd

Operating and Electrical

Order Code	Full Product Name	Line	Power	Wattage	Order Code	Full Product Name	Line	Power	Wattage
		Frequency	Consumption	Equivalent			Frequency	Consumption	Equivalent
929002492502	MAS LED spot VLE D 5.8-35W MR16 927 36D	- Hz	5.8 W	35 W	929001145908	MASTER LED 5.5-50W 2700K MR16 24D	- Hz	5.5 W	50 W
929002492602	MAS LED spot VLE D 5.8-35W MR16 930 36D	- Hz	5.8 W	35 W	929001146108	MASTER LED 5.5-50W 2700K MR16 36D	- Hz	5.5 W	50 W
929002492702	MAS LED spot VLE D 5.8-35W MR16 940 36D	- Hz	5.8 W	35 W	929001146608	MASTER LED 5.5-50W 3000K MR16 36D	- Hz	5.5 W	50 W
929002492802	MAS LED spot VLE D 5.8-35W MR16 927 60D	- Hz	5.8 W	35 W	929001146708	MASTER LED 5.5-50W 3000K MR16 24D	- Hz	5.5 W	50 W
929002492902	MAS LED spot VLE D 5.8-35W MR16 930 60D	- Hz	5.8 W	35 W	929001146808	MASTER LED 5.5-50W 4000K MR16 24D	- Hz	5.5 W	50 W
929002493002	MAS LED spot VLE D 5.8-35W MR16 940 60D	- Hz	5.8 W	35 W	929001146908	MASTER LED 5.5-50W 4000K MR16 36D	- Hz	5.5 W	50 W
929002493202	MAS LED SPOT VLE D 7.5-50W MR16 927 36D	- Hz	7.5 W	50 W	929003087002	MAS LEDspotLV 3.5-20W 827 MR11 24D	- Hz	3.5 W	20 W
929002493302	MAS LED SPOT VLE D 7.5-50W MR16 930 36D	- Hz	7.5 W	50 W	929003610208	MASTER LED 3.9-35W 2700K MR16 24D	-	3.9 W	35 W
929002493402	MAS LED SPOT VLE D 7.5-50W MR16 940 36D	- Hz	7.5 W	50 W	929003610308	MASTER LED 3.9-35W 3000K MR16 24D	-	3.9 W	35 W

MASTER VALUE LEDspot LV

Order Code	Full Product Name	Line Frequency	Power Consumption	Wattage Equivalent
929003610408	MASTER LED 3.9-35W 2700K MR16 36D	-	3.9 W	35 W
929003610508	MASTER LED 3.9-35W 3000K MR16 36D	-	3.9 W	35 W
929003610608	MASTER LED 4.9-50W 2700K MR16 24D	-	4.9 W	50 W
929003610708	MASTER LED 4.9-50W 3000K MR16 24D	-	4.9 W	50 W
929003610808	MASTER LED 4.9-50W 4000K MR16 24D	-	4.9 W	50 W
929003610908	MASTER LED 4.9-50W 2700K MR16 36D	-	4.9 W	50 W

Order Code	Full Product Name	Line Frequency	Power Consumption	Wattage Equivalent
929003611008	MASTER LED 4.9-50W 3000K MR16 36D	-	4.9 W	50 W
929003611108	MASTER LED 4.9-50W 4000K MR16 36D	-	4.9 W	50 W
929002493502	MAS LED SPOT VLE D - Hz 7.5-50W MR16 927 60D	-	7.5 W	50 W
929002493602	MAS LED SPOT VLE D - Hz 7.5-50W MR16 930 60D	-	7.5 W	50 W
929002493702	MAS LED SPOT VLE D - Hz 7.5-50W MR16 940 60D	-	7.5 W	50 W

Temperature

Order Code	Full Product Name	Ambient temperature range	T-Case Maximum (Nom)
929002492502	MAS LED spot VLE D 5.8-35W MR16 927 36D	-	85 °C
929002492602	MAS LED spot VLE D 5.8-35W MR16 930 36D	-	85 °C
929002492702	MAS LED spot VLE D 5.8-35W MR16 940 36D	-	85 °C
929002492802	MAS LED spot VLE D 5.8-35W MR16 927 60D	-	85 °C
929002492902	MAS LED spot VLE D 5.8-35W MR16 930 60D	-	85 °C
929002493002	MAS LED spot VLE D 5.8-35W MR16 940 60D	-	85 °C
929002493202	MAS LED SPOT VLE D 7.5-50W MR16 927 36D	-	95 °C
929002493302	MAS LED SPOT VLE D 7.5-50W MR16 930 36D	-	95 °C
929002493402	MAS LED SPOT VLE D 7.5-50W MR16 940 36D	-	95 °C
929001145908	MASTER LED 5.5-50W 2700K MR16 24D	-	95 °C
929001146108	MASTER LED 5.5-50W 2700K MR16 36D	-	95 °C
929001146608	MASTER LED 5.5-50W 3000K MR16 36D	-	95 °C
929001146708	MASTER LED 5.5-50W 3000K MR16 24D	-	95 °C

Order Code	Full Product Name	Ambient temperature range	T-Case Maximum (Nom)
929001146808	MASTER LED 5.5-50W 4000K MR16 24D	-	95 °C
929001146908	MASTER LED 5.5-50W 4000K MR16 36D	-	95 °C
929003087002	MAS LEDspotLV 3.5-20W 827 MR11 24D	-	85 °C
929003610208	MASTER LED 3.9-35W 2700K MR16 24D	-20 to +45 °C	68 °C
929003610308	MASTER LED 3.9-35W 3000K MR16 24D	-20 to +45 °C	68 °C
929003610408	MASTER LED 3.9-35W 2700K MR16 36D	-20 to +45 °C	68 °C
929003610508	MASTER LED 3.9-35W 3000K MR16 36D	-20 to +45 °C	68 °C
929003610608	MASTER LED 4.9-50W 2700K MR16 24D	-20 to +45 °C	72 °C
929003610708	MASTER LED 4.9-50W 3000K MR16 24D	20 to +45 °C	72 °C
929003610808	MASTER LED 4.9-50W 4000K MR16 24D	-20 to +45 °C	72 °C
929003610908	MASTER LED 4.9-50W 2700K MR16 36D	-20 to +45 °C	72 °C
929003611008	MASTER LED 4.9-50W 3000K MR16 36D	-20 to +45 °C	72 °C
929003611108	MASTER LED 4.9-50W 4000K MR16 36D	-20 to +45 °C	72 °C

MASTER VALUE LEDspot LV

Order Code	Full Product Name	Ambient temperature range	T-Case Maximum (Nom)
929002493502	MAS LED SPOT VLE D 7.5-50W MR16 927 60D	-	95 °C
929002493602	MAS LED SPOT VLE D 7.5-50W MR16 930 60D	-	95 °C

Controls and Dimming

Order Code	Full Product Name	Dimmable
929002492502	MAS LED spot VLE D 5.8-35W MR16 927 36D	Only with specific dimmers
929002492602	MAS LED spot VLE D 5.8-35W MR16 930 36D	Only with specific dimmers
929002492702	MAS LED spot VLE D 5.8-35W MR16 940 36D	Only with specific dimmers
929002492802	MAS LED spot VLE D 5.8-35W MR16 927 60D	Only with specific dimmers
929002492902	MAS LED spot VLE D 5.8-35W MR16 930 60D	Only with specific dimmers
929002493002	MAS LED spot VLE D 5.8-35W MR16 940 60D	Only with specific dimmers
929002493202	MAS LED SPOT VLE D 7.5-50W MR16 927 36D	Only with specific dimmers
929002493302	MAS LED SPOT VLE D 7.5-50W MR16 930 36D	Only with specific dimmers
929002493402	MAS LED SPOT VLE D 7.5-50W MR16 940 36D	Only with specific dimmers
929001145908	MASTER LED 5.5-50W 2700K MR16 24D	No
929001146108	MASTER LED 5.5-50W 2700K MR16 36D	No
929001146608	MASTER LED 5.5-50W 3000K MR16 36D	No

Mechanical and Housing

Order Code	Full Product Name	Bulb Finish	Bulb Shape
929002492502	MAS LED spot VLE D 5.8-35W MR16 927 36D	-	MR16
929002492602	MAS LED spot VLE D 5.8-35W MR16 930 36D	-	MR16
929002492702	MAS LED spot VLE D 5.8-35W MR16 940 36D	-	MR16
929002492802	MAS LED spot VLE D 5.8-35W MR16 927 60D	-	MR16
929002492902	MAS LED spot VLE D 5.8-35W MR16 930 60D	-	MR16
929002493002	MAS LED spot VLE D 5.8-35W MR16 940 60D	-	MR16
929002493202	MAS LED SPOT VLE D 7.5-50W MR16 927 36D	-	MR16
929002493302	MAS LED SPOT VLE D 7.5-50W MR16 930 36D	-	MR16
929002493402	MAS LED SPOT VLE D 7.5-50W MR16 940 36D	-	MR16
929001145908	MASTER LED 5.5-50W 2700K MR16 24D	-	MR16
929001146108	MASTER LED 5.5-50W 2700K MR16 36D	-	MR16
929001146608	MASTER LED 5.5-50W 3000K MR16 36D	-	MR16

Order Code	Full Product Name	Ambient temperature range	T-Case Maximum (Nom)
929002493702	MAS LED SPOT VLE D 7.5-50W MR16 940 60D	-	95 °C

Order Code	Full Product Name	Dimmable
929001146708	MASTER LED 5.5-50W 3000K MR16 24D	No
929001146808	MASTER LED 5.5-50W 4000K MR16 24D	No
929001146908	MASTER LED 5.5-50W 4000K MR16 36D	No
929003087002	MAS LEDspotLV 3.5-20W 827 MR11 24D	No
929003610208	MASTER LED 3.9-35W 2700K MR16 24D	No
929003610308	MASTER LED 3.9-35W 3000K MR16 24D	No
929003610408	MASTER LED 3.9-35W 2700K MR16 36D	No
929003610508	MASTER LED 3.9-35W 3000K MR16 36D	No
929003610608	MASTER LED 4.9-50W 2700K MR16 24D	No
929003610708	MASTER LED 4.9-50W 3000K MR16 24D	No
929003610808	MASTER LED 4.9-50W 4000K MR16 24D	No
929003610908	MASTER LED 4.9-50W 2700K MR16 36D	No
929003611008	MASTER LED 4.9-50W 3000K MR16 36D	No
929003611108	MASTER LED 4.9-50W 4000K MR16 36D	No
929002493502	MAS LED SPOT VLE D 7.5-50W MR16 927 60D	Only with specific dimmers
929002493602	MAS LED SPOT VLE D 7.5-50W MR16 930 60D	Only with specific dimmers
929002493702	MAS LED SPOT VLE D 7.5-50W MR16 940 60D	Only with specific dimmers

Order Code	Full Product Name	Bulb Finish	Bulb Shape
929001146708	MASTER LED 5.5-50W 3000K MR16 24D	-	MR16
929001146808	MASTER LED 5.5-50W 4000K MR16 24D	-	MR16
929001146908	MASTER LED 5.5-50W 4000K MR16 36D	-	MR16
929003087002	MAS LEDspotLV 3.5-20W 827 MR11 24D	-	MR11
929003610208	MASTER LED 3.9-35W 2700K MR16 24D	Clear	MR16
929003610308	MASTER LED 3.9-35W 3000K MR16 24D	Clear	MR16
929003610408	MASTER LED 3.9-35W 2700K MR16 36D	Clear	MR16
929003610508	MASTER LED 3.9-35W 3000K MR16 36D	Clear	MR16
929003610608	MASTER LED 4.9-50W 2700K MR16 24D	Clear	MR16
929003610708	MASTER LED 4.9-50W 3000K MR16 24D	Clear	MR16
929003610808	MASTER LED 4.9-50W 4000K MR16 24D	Clear	MR16
929003610908	MASTER LED 4.9-50W 2700K MR16 36D	Clear	MR16
929003611008	MASTER LED 4.9-50W 3000K MR16 36D	Clear	MR16
929003611108	MASTER LED 4.9-50W 4000K MR16 36D	Clear	MR16

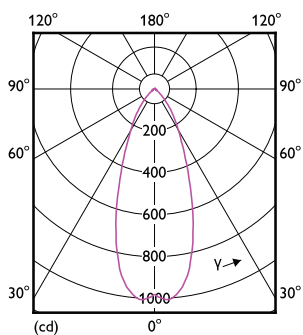
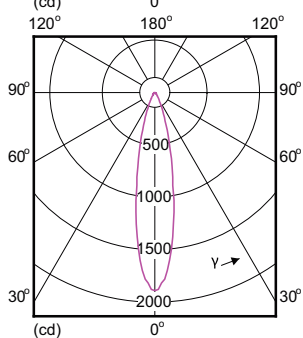
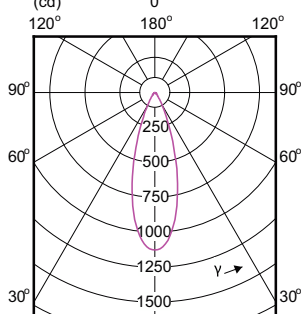
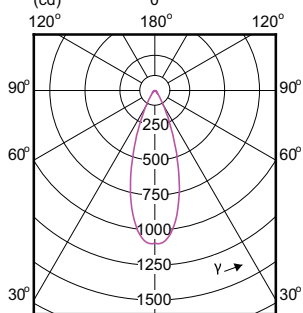
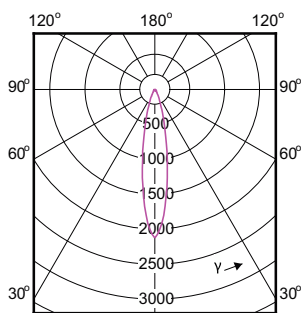
MASTER VALUE LEDspot LV

Order Code	Full Product Name	Bulb Finish	Bulb Shape
929002493502	MAS LED SPOT VLE D 7.5-50W MR16 927 60D	-	MR16
929002493602	MAS LED SPOT VLE D 7.5-50W MR16 930 60D	-	MR16

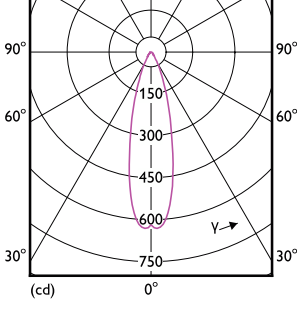
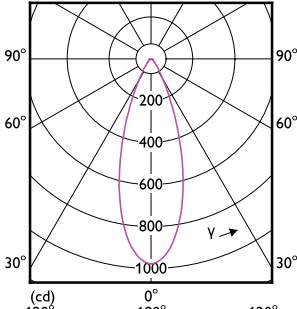
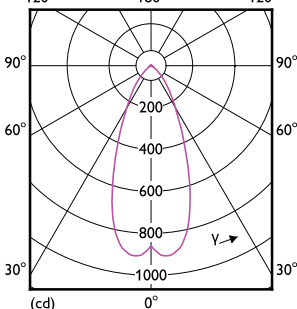
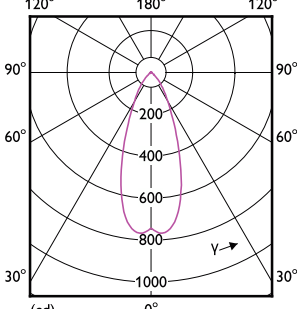
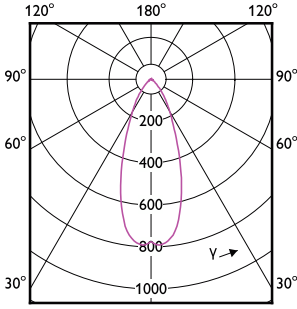
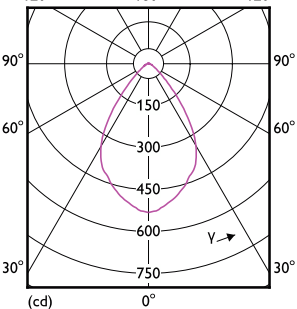
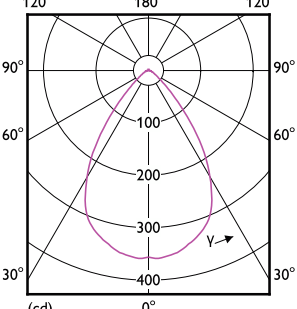
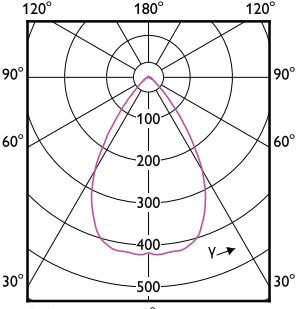
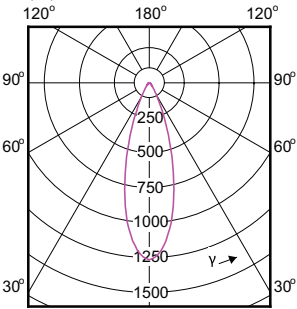
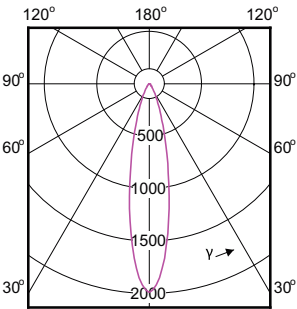
Order Code	Full Product Name	Bulb Finish	Bulb Shape
929002493702	MAS LED SPOT VLE D 7.5-50W MR16 940 60D	-	MR16

Approval and Application

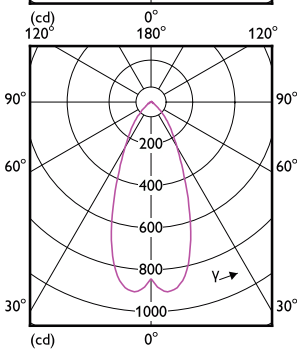
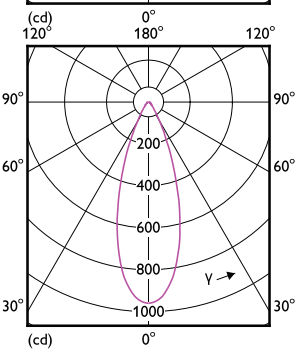
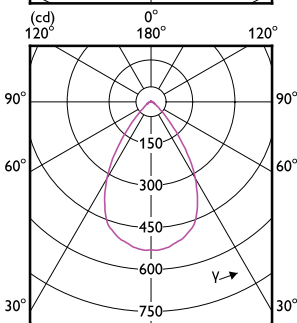
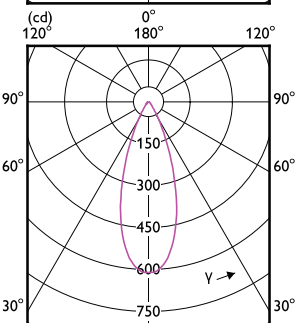
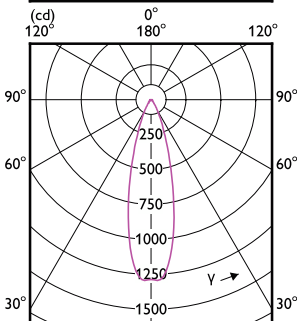
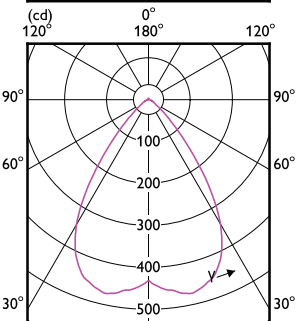
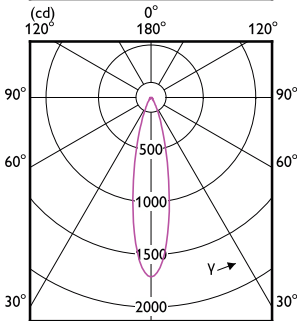
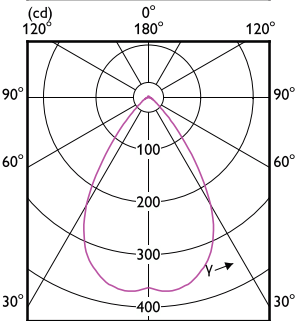
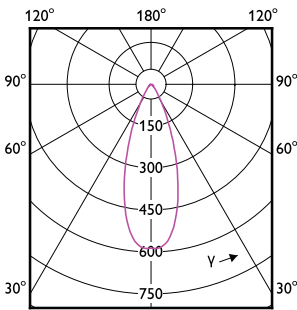
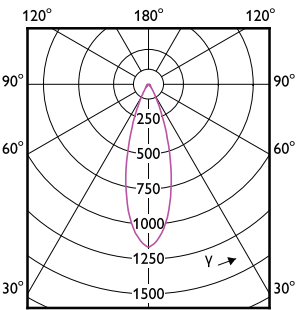
Order Code	Full Product Name	Energy Consumption kWh/1000 h
929002492502	MAS LED spot VLE D 5.8-35W MR16 927 36D	6 kWh
929002492602	MAS LED spot VLE D 5.8-35W MR16 930 36D	6 kWh
929002492702	MAS LED spot VLE D 5.8-35W MR16 940 36D	6 kWh
929002492802	MAS LED spot VLE D 5.8-35W MR16 927 60D	6 kWh
929002492902	MAS LED spot VLE D 5.8-35W MR16 930 60D	6 kWh
929002493002	MAS LED spot VLE D 5.8-35W MR16 940 60D	6 kWh
929002493202	MAS LED SPOT VLE D 7.5-50W MR16 927 36D	8 kWh
929002493302	MAS LED SPOT VLE D 7.5-50W MR16 930 36D	8 kWh
929002493402	MAS LED SPOT VLE D 7.5-50W MR16 940 36D	8 kWh
929001145908	MASTER LED 5.5-50W 2700K MR16 24D	- kWh
929001146108	MASTER LED 5.5-50W 2700K MR16 36D	- kWh
929001146608	MASTER LED 5.5-50W 3000K MR16 36D	- kWh
929001146708	MASTER LED 5.5-50W 3000K MR16 24D	- kWh
929001146808	MASTER LED 5.5-50W 4000K MR16 24D	- kWh
929001146908	MASTER LED 5.5-50W 4000K MR16 36D	- kWh
929003087002	MAS LEDspotLV 3.5-20W 827 MR11 24D	4 kWh
929003610208	MASTER LED 3.9-35W 2700K MR16 24D	-
929003610308	MASTER LED 3.9-35W 3000K MR16 24D	-
929003610408	MASTER LED 3.9-35W 2700K MR16 36D	-
929003610508	MASTER LED 3.9-35W 3000K MR16 36D	-
929003610608	MASTER LED 4.9-50W 2700K MR16 24D	-
929003610708	MASTER LED 4.9-50W 3000K MR16 24D	-
929003610808	MASTER LED 4.9-50W 4000K MR16 24D	-
929003610908	MASTER LED 4.9-50W 2700K MR16 36D	-
929003611008	MASTER LED 4.9-50W 3000K MR16 36D	-
929003611108	MASTER LED 4.9-50W 4000K MR16 36D	-
929002493502	MAS LED SPOT VLE D 7.5-50W MR16 927 60D	8 kWh
929002493602	MAS LED SPOT VLE D 7.5-50W MR16 930 60D	8 kWh
929002493702	MAS LED SPOT VLE D 7.5-50W MR16 940 60D	8 kWh



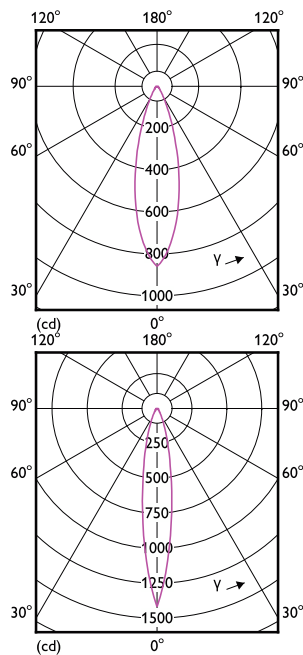
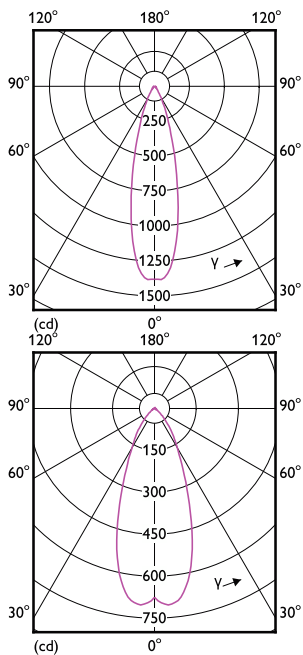
MASTER VALUE LEDspot LV



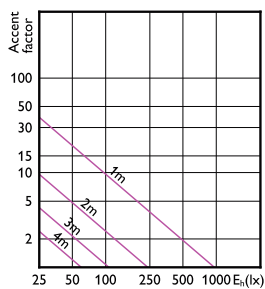
MASTER VALUE LEDspot LV



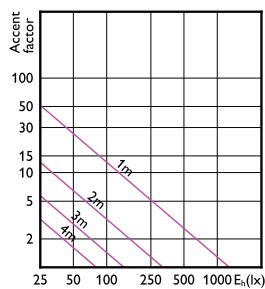
MASTER VALUE LEDspot LV



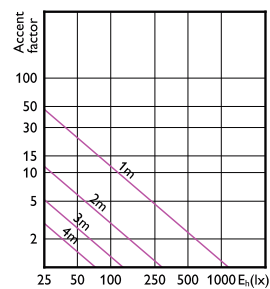
Accent Diagrams



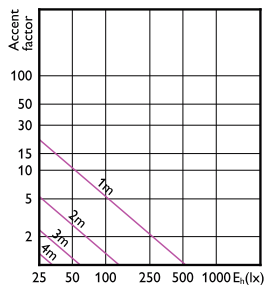
Accent Diagram - MASTER LED 4.9-50W 2700K
MR16 36D



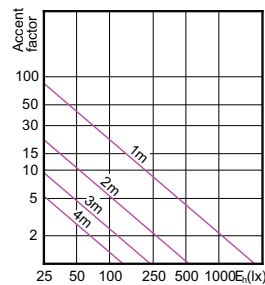
Accent Diagram - MASTER LED 4.9-50W 2700K
MR16 24D



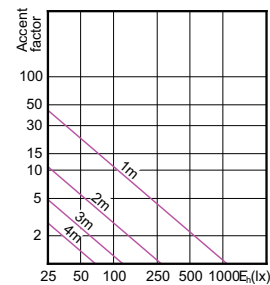
Accent Diagram - MASTER LED 4.9-50W
3000K MR16 36D



Accent Diagram - MAS LED SPOT VLE D
7.5-50W MR16 927 60D

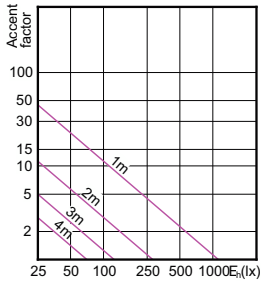


Accent Diagram - MASTER LED 5.5-50W 2700K
MR16 24D

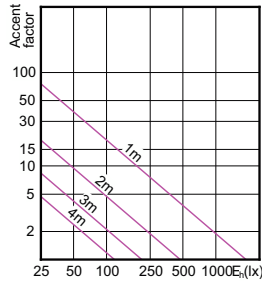


Accent Diagram - MASTER LED 5.5-50W 2700K
MR16 36D

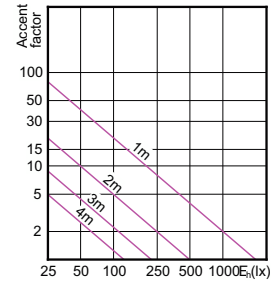
Accent Diagrams



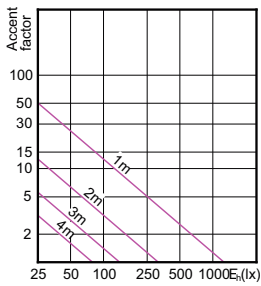
Accent Diagram - MASTER LED 5.5-50W 3000K
MR16 36D



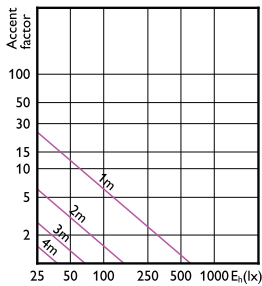
Accent Diagram - MASTER LED 5.5-50W 3000K
MR16 24D



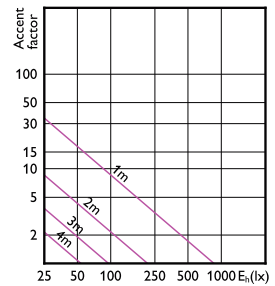
Accent Diagram - MASTER LED 5.5-50W 4000K
MR16 24D



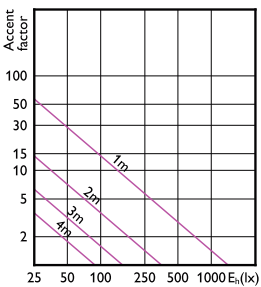
Accent Diagram - MASTER LED 5.5-50W 4000K
MR16 36D



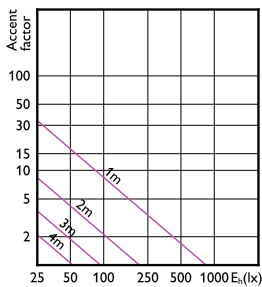
Accent Diagram - MASTER LED 3.9-35W 2700K
MR16 24D



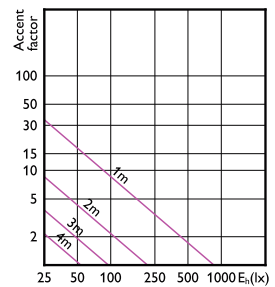
Accent Diagram - MAS LED SPOT VLE D
7.5-50W MR16 930 36D



Accent Diagram - MASTER LED 3.9-35W 3000K
MR16 24D

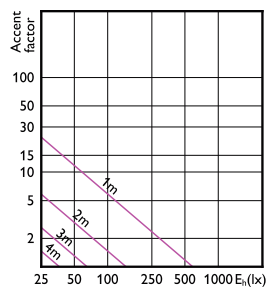


Accent Diagram - MAS LED SPOT VLE D
7.5-50W MR16 940 36D

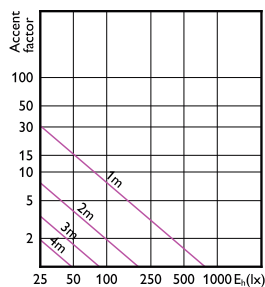


Accent Diagram - MASTER LED 3.9-35W 3000K
MR16 36D

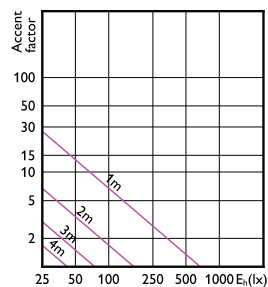
Accent Diagrams



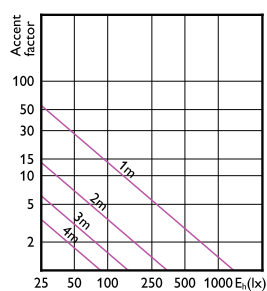
Accent Diagram - MASTER LED 3.9-35W 2700K
MR16 36D



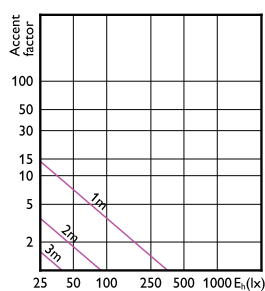
Accent Diagram - MAS LED spot VLE D 5.8-35W
MR16 940 36D



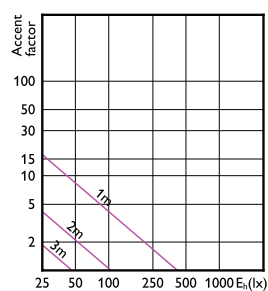
Accent Diagram - MAS LED spot VLE D 5.8-35W
MR16 927 36D



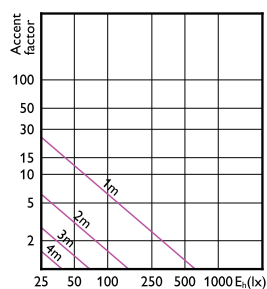
Accent Diagram - MASTER LED 4.9-50W
4000K MR16 24D



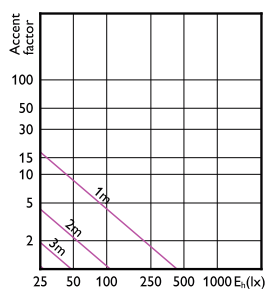
Accent Diagram - MAS LED spot VLE D 5.8-35W
MR16 930 60D



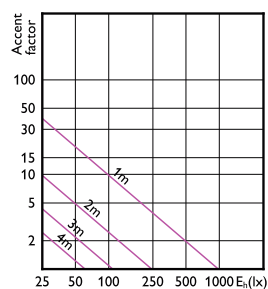
Accent Diagram - MAS LED spot VLE D 5.8-35W
MR16 940 60D



Accent Diagram - MAS LEDspotLV 3.5-20W 827
MR11 24D



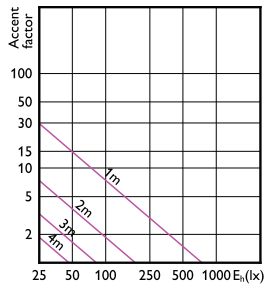
Accent Diagram - MAS LED SPOT VLE D
7.5-50W MR16 930 60D



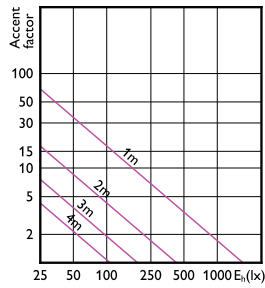
Accent Diagram - MASTER LED 4.9-50W
4000K MR16 36D

MASTER VALUE LEDspot LV

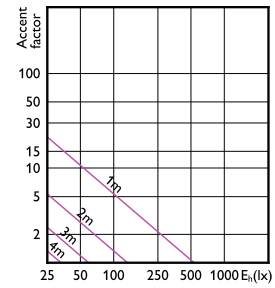
Accent Diagrams



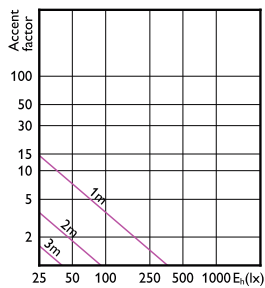
Accent Diagram - MAS LED spot VLE D 5.8-35W
MR16 930 36D



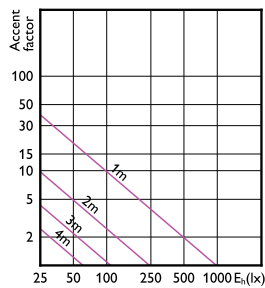
Accent Diagram - MASTER LED 4.9-50W
3000K MR16 24D



Accent Diagram - MAS LED SPOT VLE D
7.5-50W MR16 940 60D

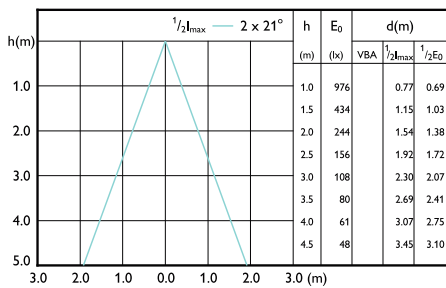


Accent Diagram - MAS LED spot VLE D 5.8-35W
MR16 927 60D

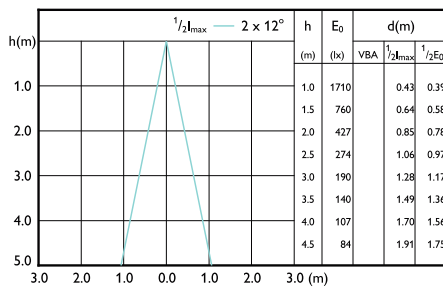


Accent Diagram - MAS LED SPOT VLE D
7.5-50W MR16 927 36D

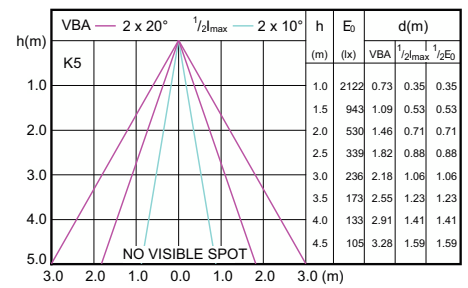
Beam Diagrams



Beam diagram - MAS LED SPOT VLE D 7.5-50W
MR16 927 36D

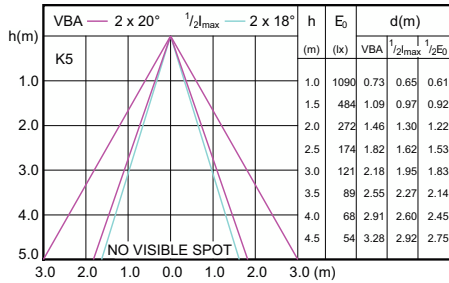


Beam diagram - MASTER LED 4.9-50W 3000K
MR16 24D

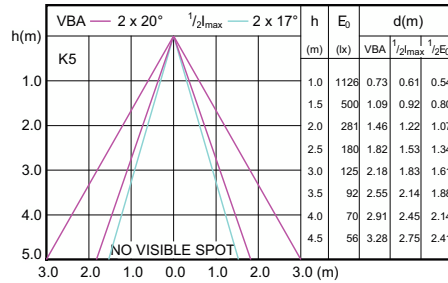


Beam diagram - MASTER LED 5.5-50W 2700K
MR16 24D

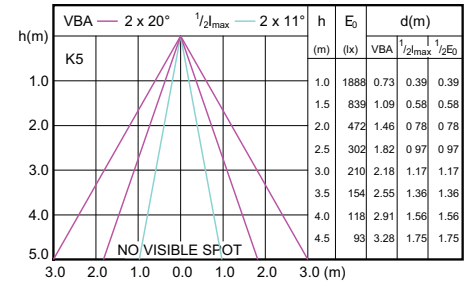
Beam Diagrams



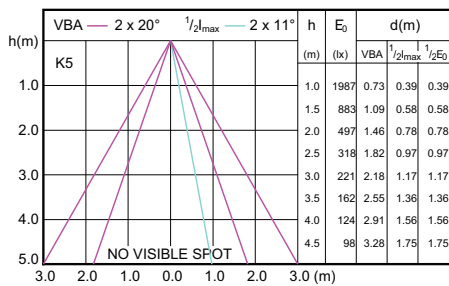
Beam diagram - MASTER LED 5.5-50W 2700K
MR16 36D



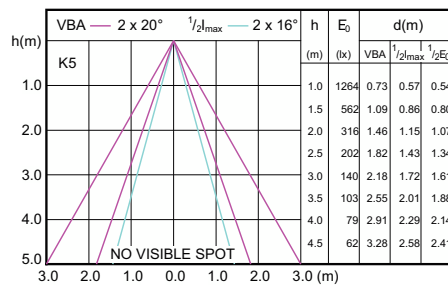
Beam diagram - MASTER LED 5.5-50W 3000K
MR16 36D



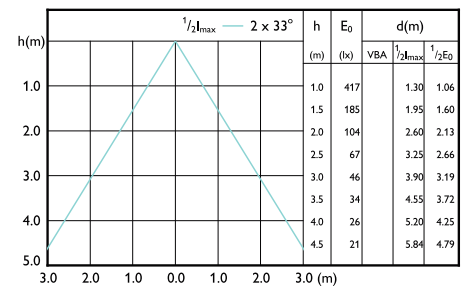
Beam diagram - MASTER LED 5.5-50W 3000K
MR16 24D



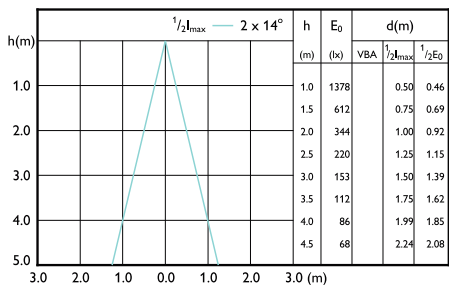
Beam diagram - MASTER LED 5.5-50W 4000K
MR16 24D



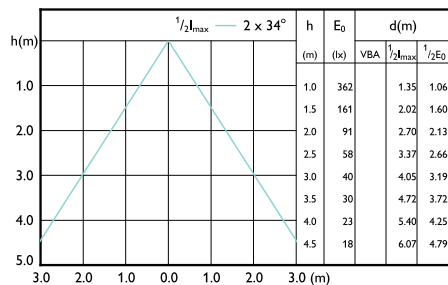
Beam diagram - MASTER LED 5.5-50W 4000K
MR16 36D



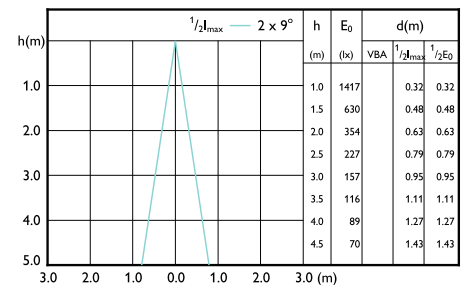
Beam diagram - MASTER LED spot VLE D 5.8-35W
MR16 940 60D



Beam diagram - MASTER LED 4.9-50W 4000K
MR16 24D

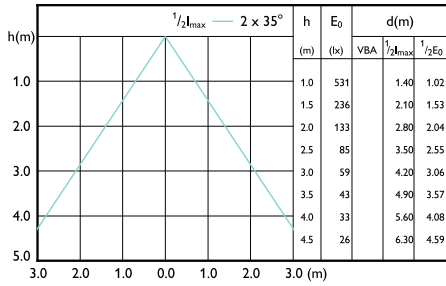


Beam diagram - MASTER LED spot VLE D 5.8-35W
MR16 927 60D

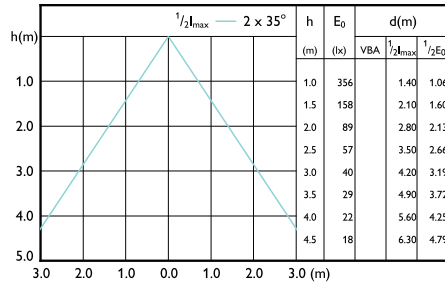


Beam diagram - MASTER LED 3.9-35W 3000K
MR16 24D

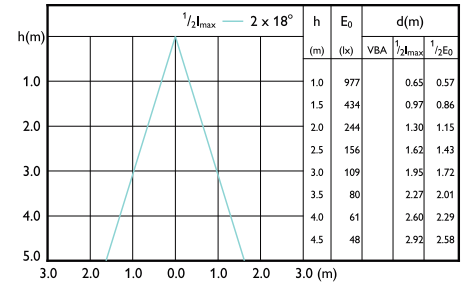
Beam Diagrams



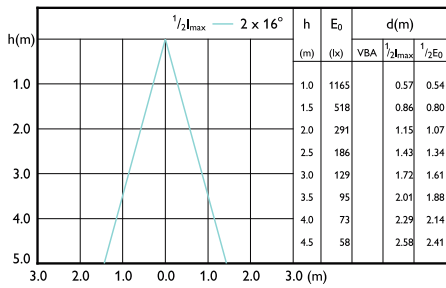
Beam diagram - MAS LED SPOT VLE D 7.5-50W
MR16 940 60D



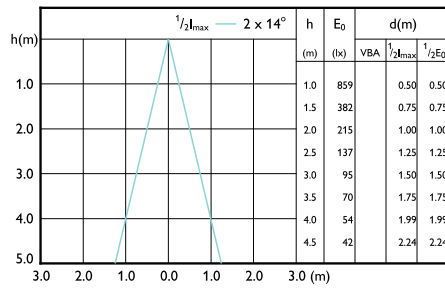
Beam diagram - MAS LED spot VLE D 5.8-35W
MR16 930 60D



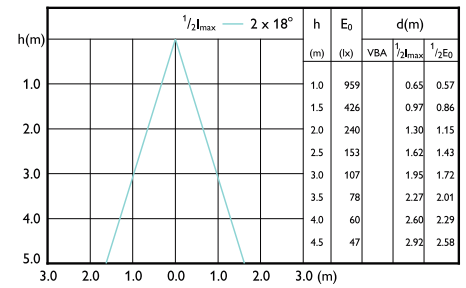
Beam diagram - MASTER LED 4.9-50W 4000K
MR16 36D



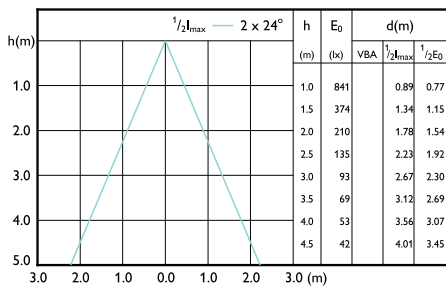
Beam diagram - MASTER LED 4.9-50W 3000K
MR16 36D



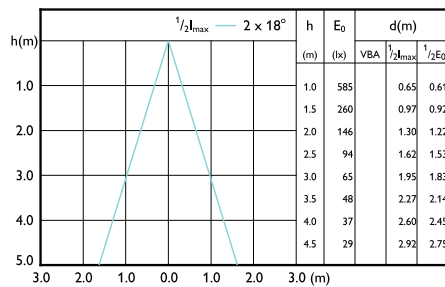
Beam diagram - MASTER LED 3.9-35W 3000K
MR16 36D



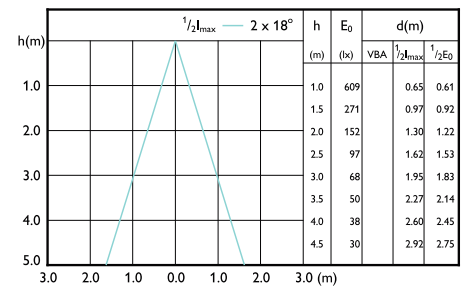
Beam diagram - MASTER LED 4.9-50W 2700K
MR16 36D



Beam diagram - MAS LED SPOT VLE D 7.5-50W
MR16 940 36D



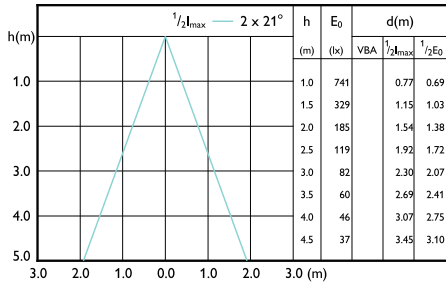
Beam diagram - MASTER LED 3.9-35W 2700K
MR16 36D



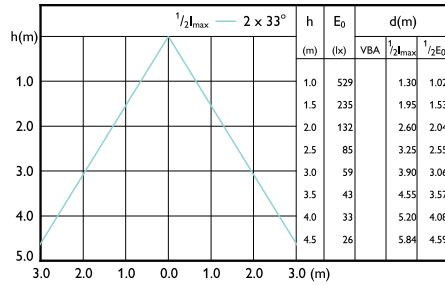
Beam diagram - MASTER LED 3.9-35W 2700K
MR16 24D

MASTER VALUE LEDspot LV

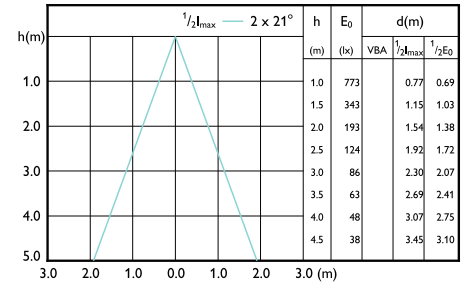
Beam Diagrams



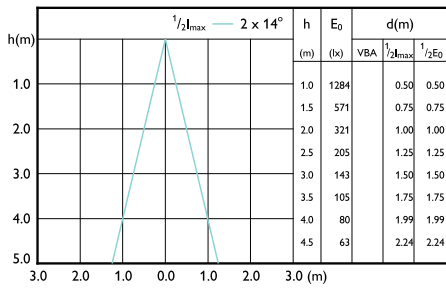
Beam diagram - MAS LED spot VLE D 5.8-35W
MR16 930 36D



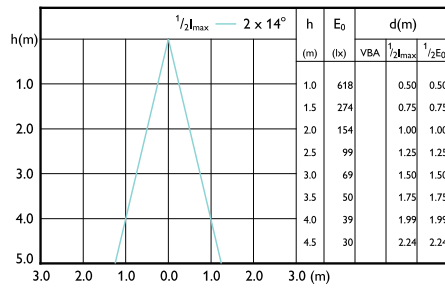
Beam diagram - MAS LED SPOT VLE D 7.5-50W
MR16 927 60D



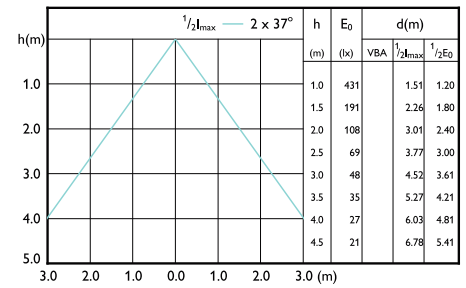
Beam diagram - MAS LED spot VLE D 5.8-35W
MR16 940 36D



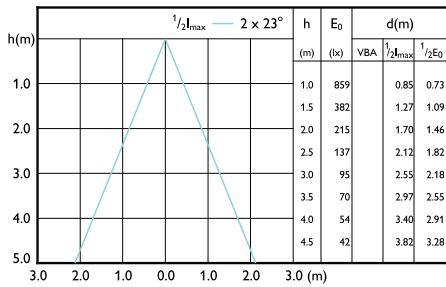
Beam diagram - MASTER LED 4.9-50W 2700K
MR16 24D



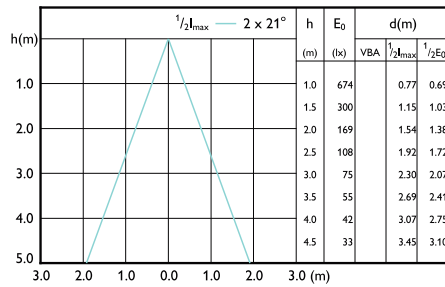
Beam diagram - MAS LEDspotLV 3.5-20W 827
MR11 24D



Beam diagram - MAS LED SPOT VLE D 7.5-50W
MR16 930 60D



Beam diagram - MAS LED SPOT VLE D 7.5-50W
MR16 930 36D



Beam diagram - MAS LED spot VLE D 5.8-35W
MR16 927 36D

MASTER VALUE LEDspot LV

