



MASTER LEDspot LV – The ideal solution for spot lighting

MASTER VALUE LEDspot LV

Delivering a warm, halogen-like accent beam, MASTER LEDspot LV is an ideal retrofit solution for spot and general lighting applications in the hospitality industry. It is particularly suited to public areas such as receptions, lobbies, corridors, stairwells and washrooms, where the light is on all the time. The robustly designed MASTER LEDspot offers a choice of beam angles for a clearly defined beam spread. There is no UV or IR in the beam, making it suitable for illuminating heat-sensitive objects (food, organic materials, paintings, etc.). The patented intelligent driver enables broad compatibility with existing electromagnetic and electronic halogen transformers. The dimmable versions drive further efficiencies, while helping to create the desired atmosphere.

Benefits

- Up to 80% energy saving compared with halogen lamp
- Broad compatibility with transformers
- Suitable to retrofit with low-voltage halogen lamps covering GU5.3 and GU4 base types

Features

- Dimmable (6.5–35W versions)
- Innovative AirFlux technology for passive cooling, depending upon model
- Warm and cool white light
- Lifetime:
 - 40,000 hours MASTER LED
 - 25,000 hours MASTER LED VALUE
- TransforMax technology to ensure compatibility with existing transformers (depending upon model)

MASTER VALUE LEDspot LV

Application

- Ideal for accent lighting in hotels, hospitals, shops and museums (e.g. floors, elevators, displays)

Warnings and Safety

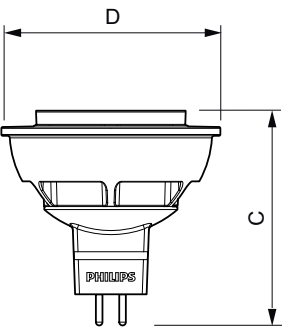
- Operating temperature range is between -20° C and 45° C ambient
- Only to apply in dry or damp locations and most of open fixtures with lamp-holders that offer sufficient space (10 mm free air space)
- Not intended for use with emergency light fixtures or exit lights

Versions

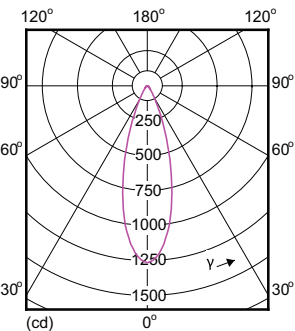


MASTER LED 5.5-50W MR16 GU5.3

Dimensional drawing

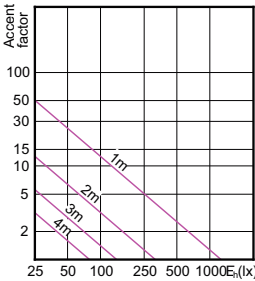


Product	D	C
MASTER LED 5.5-50W 4000K MR16 36D	50.2 mm	49 mm



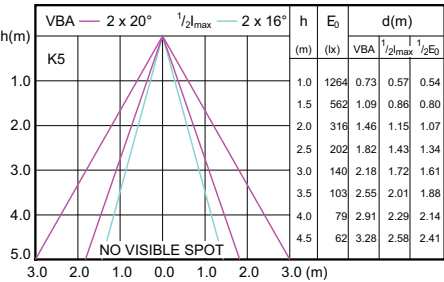
MASTER VALUE LEDspot LV

Accent Diagrams



Accent Diagram - MASTER LED 5.5-50W 4000K
MR16 36D

Beam Diagrams



Beam diagram - MASTER LED 5.5-50W 4000K
MR16 36D

