



TBS165 – affordable and efficient

TBS165

Designed to address the need for energy-efficient basic lighting, the TBS165 luminaire makes it possible to save energy by replacing outdated electromagnetic installations with Philips TL5 technology. Featuring innovative dedicated TL5 optics, a choice of ballasts, sensors (presence detection, daylight regulation) and emergency lighting, the TBS165 range can be used for general lighting in a wide variety of applications, including offices, corridors, schools and shops (supermarkets, DIY). Combining high-frequency gear, sensors and MASTER TL5 lamps, it allows substantial energy savings. The low-height recessed luminaire fits in exposed ceilings. Conveniently, it does not have to be opened, as it has pre-installed lamps and can be connected from the outside.

Benefits

- Substantial energy savings compared to TL-D solutions with electromagnetic ballasts
- TL5 luminaire with dedicated TL5 optics; highly innovative compared to TL-D
- Easy to install in low-height ceilings as the luminaire measures only 51 mm in height

Features

- Dedicated TL5 luminaire
- High-gloss as well as matt optics
- Compliant with office lighting norm

Application

- Offices
- Schools
- Shops (supermarkets, DIY stores)

Specifications


Type	TBS165 (module size: 600 mm)
	TBS166 (module size: 625 mm)

Ceiling grid	Module size in length: 600 x 600 mm
	Module size in length: 625 x 625 mm



	Exposed T-bar ceiling
Light source	Fluorescent:
	- 3 or 4 x MASTER TL5 / G5 / 14 W
	- 2 x MASTER TL5 / G5 / 28 W
Lamp included	Yes (lamp color 830 or 840)
Gear	Electronic, 220-240 V / 50-60 Hz:
	- Performer (HFP)
	- Regulator, 1-10 V (HFR-E)
	- Regulator, DALI (HFD)
	- High Frequency (HF)
Optic	High-gloss aluminum louver with high-gloss 3D lamellas (C6)
	High-gloss aluminum louver with matt cross lamellas (C3)
	Matt aluminum louver with matt cross lamellas (M2)

Connection (outside housing)	Push-in connection with pull relief (PIP)
Options	Emergency lighting (integrated):
	- 1 hour (EL1)
	- 3 hours (EL3)
	Lighting controls:
	- Actilume multi controller (ACL)
	- In HFD versions DALI based
	- In HFR versions 1-10 V based
	Luxsense (LX)
Material	Safety cable (SC)
	Housing: pre-painted steel, RAL9016 based
Installation	Exposed t-bar ceilings (lay-in)




Versions



TBS165 recessed luminaire with matt optic with ribbed cross-louvers (M2)




TBS165 recessed luminaire with OLC high-gloss aluminum optics with 3D lamellae (C6)




TBS165 recessed luminaire with matt optic with ribbed cross-louvers (M2)



Versions




TBS165 recessed luminaire with high-gloss high-quality aluminum optic faceted with matt aluminum lamellae (C3)






TBS165 recessed luminaire with OLC high-gloss aluminum optics with 3D lamellae (C6)




TBS166 recessed luminaire with OLC high-gloss aluminum optics with 3D lamellae (C6)



TBS166 recessed luminaire with OLC high-gloss aluminum optics with 3D lamellae (C6)



Accessories



Brackets for concealed ceilings

Ordercode 910403202703

Approval and Application

Mech. impact protection code	IK02
Ingress protection code	IP20

Operating and Electrical

Input Voltage	220 to 240 V
---------------	--------------

General Information

CE mark	CE mark
Protection class IEC	Safety class I
Flammability mark	For mounting on normally flammable surfaces
Glow-wire test	Temperature 850 °C, duration 5 s
Kombipack	Lamp(s) included
Lamp family code	TL5

General Information (1/2)

Order Code	Full Product Name	Cap-Base	Country version	Emergency lighting	ENEC mark
910503651618	TBS165 G 4xTL5-14W/840 HFS M2 PIP SC	-	NO	-	-
910503651918	TBS165 G 4xTL5-14W/830 HFS M2 PIP SC	-	NO	-	-
910503651718	TBS165 G 4xTL5-14W/840 HFS C3 PIP SC	-	NO	-	-
910503652018	TBS165 G 4xTL5-14W/830 HFS C3 PIP SC	-	NO	-	-
910503678918	TBS165 G 4xTL5-14W/840 HF C3 PIP SC FR	-	FR	-	-
910503910008	TBS165 G 4xTL5-14W/840 HF C3 PIP	-	NO	-	-
910503651818	TBS165 G 4xTL5-14W/840 HFS C6 PIP SC	-	NO	-	-
910503652118	TBS165 G 4xTL5-14W/830 HFS C6 PIP SC	-	NO	-	-
910503679018	TBS165 G 4xTL5-14W/840 HF C6 PIP SC FR	-	FR	-	-
910503910009	TBS165 G 4xTL5-14W/840 HF C6 PIP	-	NO	-	-
910503652418	TBS165 G 3xTL5-14W/840 HFS C6 PIP SC	-	NO	-	-
910503652718	TBS165 G 3xTL5-14W/830 HFS C6 PIP SC	-	NO	-	-
910503679118	TBS165 G 3xTL5-14W/840 HF C6 PIP SC FR	-	FR	-	-
910503910007	TBS165 G 3xTL5-14W/840 HF C6 PIP	-	NO	-	-
910503652518	TBS165 G 3xTL5-14W/830 HFS M2 PIP SC	-	NO	-	-
910503652818	TBS165 G 2xTL5-28W/840 HFS M2 PIP SC	-	NO	-	-
910503652918	TBS165 G 2xTL5-28W/840 HFS C3 PIP SC	-	NO	-	-
910503653018	TBS165 G 2xTL5-28W/840 HFS C6 PIP SC	-	NO	-	-
910503653318	TBS165 G 2xTL5-28W/830 HFS C6 PIP SC	-	NO	-	-
910503678818	TBS165 G 3xTL5-14W/840 HF C3 PIP SC FR	-	FR	-	-
910503910050	TBS166 G 4x14W/840 HF C6 PIP	-	NO	-	-
910503910051	TBS166 G 3x14W/840 HF C6 PIP	-	NO	-	-
910925757012	TBS165 G 3x14W/840 HFD C6 PIP SC	G5	-	-	ENEC mark
910925757212	TBS165 G 4x14W/840 HFD C6 PIP SC	G5	-	-	ENEC mark
910925760012	TBS165 K 4x14W/840 HFP C6 EL3 PIP SC	G5	-	Emergency lighting 3 hours duration	ENEC mark
910925757412	TBS165 G 2x28W/840 HFD C6 PIP SC	G5	-	-	ENEC mark

General Information (2/2)

Order Code	Full Product Name	Gear	Lamp power	Embedded control	Mechanical accessories	Number of light sources	Optic type	Packaging configuration	Product Family Code
910503651618	TBS165 G 4xTL5-14W/840 HFS M2 PIP SC	HFS	14 W	-	-	4 pcs	Matt mirror ribbed lamellae louver	-	-
910503651918	TBS165 G 4xTL5-14W/830 HFS M2 PIP SC	HFS	14 W	-	-	4 pcs	Matt mirror ribbed lamellae louver	-	-
910503651718	TBS165 G 4xTL5-14W/840 HFS C3 PIP SC	HFS	14 W	-	-	4 pcs	High-gloss mirror matt aluminum louver	-	-
910503652018	TBS165 G 4xTL5-14W/830 HFS C3 PIP SC	HFS	14 W	-	-	4 pcs	High-gloss mirror matt aluminum louver	-	-
910503678918	TBS165 G 4xTL5-14W/840 HF C3 PIP SC FR	HFP	14 W	-	-	4 pcs	High-gloss mirror matt aluminum louver	-	-
910503910008	TBS165 G 4xTL5-14W/840 HF C3 PIP	HF	14 W	-	-	4 pcs	High-gloss mirror matt aluminum louver	-	-
910503651818	TBS165 G 4xTL5-14W/840 HFS C6 PIP SC	HFS	14 W	-	-	4 pcs	High-gloss optic double parabolic closed	-	-
910503652118	TBS165 G 4xTL5-14W/830 HFS C6 PIP SC	HFS	14 W	-	-	4 pcs	High-gloss optic double parabolic closed	-	-
910503679018	TBS165 G 4xTL5-14W/840 HF C6 PIP SC FR	HFS	14 W	-	-	4 pcs	High-gloss optic double parabolic closed	-	-
910503910009	TBS165 G 4xTL5-14W/840 HF C6 PIP	HF	14 W	-	-	4 pcs	High-gloss optic double parabolic closed	-	-
910503652418	TBS165 G 3xTL5-14W/840 HFS C6 PIP SC	HFS	14 W	-	-	3 pcs	High-gloss optic double parabolic closed	-	-
910503652718	TBS165 G 3xTL5-14W/830 HFS C6 PIP SC	HFS	14 W	-	-	3 pcs	High-gloss optic double parabolic closed	-	-
910503679118	TBS165 G 3xTL5-14W/840 HF C6 PIP SC FR	HFS	14 W	-	-	3 pcs	High-gloss optic double parabolic closed	-	-
910503910007	TBS165 G 3xTL5-14W/840 HF C6 PIP	HF	14 W	-	-	3 pcs	High-gloss optic double parabolic closed	-	-
910503652518	TBS165 G 3xTL5-14W/830 HFS M2 PIP SC	HFS	14 W	-	-	3 pcs	Matt mirror ribbed lamellae louver	-	-
910503652818	TBS165 G 2xTL5-28W/840 HFS M2 PIP SC	HFS	28 W	-	-	2 pcs	Matt mirror ribbed lamellae louver	-	-
910503652918	TBS165 G 2xTL5-28W/840 HFS C3 PIP SC	HFS	28 W	-	-	2 pcs	High-gloss mirror matt aluminum louver	-	-
910503653018	TBS165 G 2xTL5-28W/840 HFS C6 PIP SC	HFS	28 W	-	-	2 pcs	High-gloss optic double parabolic closed	-	-
910503653318	TBS165 G 2xTL5-28W/830 HFS C6 PIP SC	HFS	28 W	-	-	2 pcs	High-gloss optic double parabolic closed	-	-
910503678818	TBS165 G 3xTL5-14W/840 HF C3 PIP SC FR	HF	14 W	-	-	3 pcs	High-gloss mirror matt aluminum louver	-	-
910503910050	TBS166 G 4x14W/840 HF C6 PIP	HF	14 W	-	-	4 pcs	High-gloss optic double parabolic closed	-	-
910503910051	TBS166 G 3x14W/840 HF C6 PIP	HF	14 W	-	-	3 pcs	High-gloss optic double parabolic closed	-	-
910925757012	TBS165 G 3x14W/840 HFD C6 PIP SC	HFD	14 W	-	-	3 pcs	High-gloss optic double parabolic closed	-	-
910925757212	TBS165 G 4x14W/840 HFD C6 PIP SC	HFD	14 W	-	-	4 pcs	High-gloss optic double parabolic closed	-	-
910925760012	TBS165 K 4x14W/840 HFP C6 EL3 PIP SC	HFP	14 W	-	-	4 pcs	High-gloss optic double parabolic closed	-	TBS165 K

Order Code	Full Product Name	Gear	Lamp power	Embedded control	Mechanical accessories	Number of light sources	Optic type	Packaging configuration	Product Family Code
910925757412	TBS165 G 2x28W/840 HFD C6 PIP SC	HFD	28 W	-	-	2 pcs	High-gloss optic double parabolic closed	-	-

Mechanical and Housing

Order Code	Full Product Name	Color	Order Code	Full Product Name	Color
910503651618	TBS165 G 4xTL5-14W/840 HFS M2 PIP SC	-	910503910007	TBS165 G 3xTL5-14W/840 HF C6 PIP	-
910503651918	TBS165 G 4xTL5-14W/830 HFS M2 PIP SC	-	910503652518	TBS165 G 3xTL5-14W/830 HFS M2 PIP SC	-
910503651718	TBS165 G 4xTL5-14W/840 HFS C3 PIP SC	-	910503652818	TBS165 G 2xTL5-28W/840 HFS M2 PIP SC	-
910503652018	TBS165 G 4xTL5-14W/830 HFS C3 PIP SC	-	910503652918	TBS165 G 2xTL5-28W/840 HFS C3 PIP SC	-
910503678918	TBS165 G 4xTL5-14W/840 HF C3 PIP SC FR	-	910503653018	TBS165 G 2xTL5-28W/840 HFS C6 PIP SC	-
910503910008	TBS165 G 4xTL5-14W/840 HF C3 PIP	-	910503653318	TBS165 G 2xTL5-28W/830 HFS C6 PIP SC	-
910503651818	TBS165 G 4xTL5-14W/840 HFS C6 PIP SC	-	910503678818	TBS165 G 3xTL5-14W/840 HF C3 PIP SC FR	-
910503652118	TBS165 G 4xTL5-14W/830 HFS C6 PIP SC	-	910503910050	TBS166 G 4x14W/840 HF C6 PIP	-
910503679018	TBS165 G 4xTL5-14W/840 HF C6 PIP SC FR	-	910503910051	TBS166 G 3x14W/840 HF C6 PIP	-
910503910009	TBS165 G 4xTL5-14W/840 HF C6 PIP	-	910925757012	TBS165 G 3x14W/840 HFD C6 PIP SC	White
910503652418	TBS165 G 3xTL5-14W/840 HFS C6 PIP SC	-	910925757212	TBS165 G 4x14W/840 HFD C6 PIP SC	White
910503652718	TBS165 G 3xTL5-14W/830 HFS C6 PIP SC	-	910925760012	TBS165 K 4x14W/840 HFP C6 EL3 PIP SC	White
910503679118	TBS165 G 3xTL5-14W/840 HF C6 PIP SC FR	-	910925757412	TBS165 G 2x28W/840 HFD C6 PIP SC	White

