



CoreLine Waterproof – Helppo valinta LED- valaistukseen

CoreLine Waterproof

Olipa kyseessä sitten uusi rakennus tai vanhan tilan kunnostus, haluavat asiakkaat valaistusratkaisuja, jotka tarjoavat laadukasta valoa ja huomattavia säästöjä energia- ja ylläpitokustannuksissa. Uusilla CoreLine Waterproof -ledivalaisimilla voidaan korvata perinteiset loistelampuilla toimivat, vedenpitävät valaisimet. Tuotteiden valitseminen, asennus ja huolto on helppoa – kyseessä on yksinkertainen vaihto.

Hyödyt

- Jopa 50 % energiansäästö TL-D-valaisimiin verrattuna
- Luotettava lediteknikka – huoltovapaa toiminta
- Korvaa suoraan perinteiset runkovalaisimet valaistustehosta, asennuksen joustavuudesta tai koosta tinkimättä

Ominaisuudet

- Luotettava, integroitu lediteknikka takaa pitkän, huoltovapaan käyttöiän
- Korvaa perinteiset 8–58 W TL-D-lampuilla toimivat vedenpitävät valaisimet
- Leveäkeilainen valonjako
- Optisella elementillä varustettu hajotin varmistaa näkömukavuuden
- Tilauksen mukana toimitetaan kattoasennuskiinnike ja ripustuskoukut; asennuksesta voidaan tehdä ilkeivallan kestävä lisäämällä asennuskiinnikkeisiin ruuvikiinnitys

Käyttökohteet

- Pysäköintihallit
- Varastorakennukset
- Yleisvalaistus


Spesifikaatiot

CoreLine Waterproof

Tyyppi	WT120C
Valonlähde	LED
Teho	17 W (LED18S L600 -versio) 20 W (LED22S L1200 -versio) 38 W (LED40S L1200 -versio) 29 W (LED34S L1500 -versio) 57 W (LED60S L1500 -versio)
Keilakulma	60°
Valovirta	1 800 lm (LED18S L600 -versio) 2 200 lm (LED22S L1200 -versio) 4 000 lm (LED40S L1200 -versio) 3 400 lm (LED34S L1500 -versio) 6 000 lm (LED60S L1500 -versio)
Väriämpötila	4000 K
Värintoistoindeksi	≥ 80 Ra
Keskimääräinen käyttöikä – L70B50	50.000 tuntia
Keskimääräinen käyttöikä – L80B50	30.000 tuntia
Keskimääräinen käyttöikä – L90B50	15.000 tuntia

Ohjaimen vikamäärä	1 % / 5000 h
Keskimääräinen käyttölämpötila	+25 °C
Käyttölämpötila	-20...+35 °C
Virtalähde	Sisäänrakennettu, vaihdettavissa
Jännite	220–240 V / 50–60 Hz
Himmennys	DALI
Materiaali	Runko: paine valettua polykarbonaattia Hajotin: paine valettua polykarbonaattia Sulkimet: ruostumatonta jousiterästä
Väri	Harmaa (RAL 7035)
Optinen kupu	Kirkasta polykarbonaattia, sisäpuolella kohokuviointia
Liitäntä	Sisäinen pistoliitin kaapeliläpiviennillä
Huolto	Ei sisäpuolista huoltoa
Asennus	Kiinnitys kattoon asennuskiinnikkeillä Läpijohto mahdollinen Voidaan ripustaa Sähköasennuksen jälkeen valaisimen kupu suljetaan kiinnikkeillä
Valinnaiset	Turvavalaistus (3 tuntia)
Huomautukset	Kaikki asennustarvikkeet sisältyvät toimitukseen

Versions




Tuotetiedot




CoreLine Waterproof


Tuotetiedot




IPDP_WT120Ci_0007-Detail photo



IPDP_WT120Ci_0011-Detail photo




IPDP_WT120Ci_0018-Detail photo



IPDP_WT120Ci_0021-Detail photo

CoreLine Waterproof

Tuotetiedot




IPDP_WT120Ci_0023-Detail
photo



CoreLine Waterproof

Tuotetiedot



Hyväksyntä ja käyttökohteet

Mek. iskun suojauskoodi	IK08
IP-luokka	IP65

Yleistä tietoa

CE-merkintä	CE-merkintä
Suojausluokka IEC	Suojausluokka I
Liitäntälaitte sisältyy toimitukseen	Kyllä
ENEC-merkintä	ENEC-merkintä
Tulenarkuusmerkintä	Soveltuu asennettavaksi helposti syttyville pinnoille
Hehkulankatesti	Lämpötila 850 °C, kesto 30 s
Valonlähde vaihdettavissa	Ei
Liitäntälaitteiden määrä	1 yksikkö

Suorituskyky alussa (IEC-yhteensopiva)

Alun vast. väriämpötila	4000 K
Valovuotoleranssi	+/-10%

Mekaaniset tiedot ja runko

Väri	Harmaa
------	--------

Käyttökohteiden olosuhteet

Order Code	Full Product Name	Ympäristölämpötila-alue	Suurin himmennystaso
84046600	WT120C LED22S/840 PSU L1200	-20 ... +35 °C	Ei sovellettavissa
84047300	WT120C LED34S/840 PSU L1500	-20 ... +35 °C	Ei sovellettavissa
84049700	WT120C LED60S/840 PSU L1500	-20 ... +35 °C	Ei sovellettavissa
85414200	WT120C LED22S/840 PSU L1200 EL1	0 ... +25 °C	Ei sovellettavissa
85415900	WT120C LED40S/840 PSU L1200 EL1	0 ... +25 °C	Ei sovellettavissa
85416600	WT120C LED34S/840 PSU L1500 EL1	0 ... +25 °C	Ei sovellettavissa
85417300	WT120C LED60S/840 PSU L1500 EL1	0 ... +25 °C	Ei sovellettavissa
85418000	WT120C LED22S/840 PSU L1200 EL3	0 ... +25 °C	Ei sovellettavissa
85419700	WT120C LED40S/840 PSU L1200 EL3	0 ... +25 °C	Ei sovellettavissa
85420300	WT120C LED34S/840 PSU L1500 EL3	0 ... +25 °C	Ei sovellettavissa
85421000	WT120C LED60S/840 PSU L1500 EL3	0 ... +25 °C	Ei sovellettavissa
88306800	WT120C LED18S/840 PSD L600	-25 ... +35 °C	1%
88307500	WT120C LED22S/840 PSD L1200	-25 ... +35 °C	1%
88308200	WT120C LED34S/840 PSD L1500	-25 ... +35 °C	1%
88309900	WT120C LED40S/840 PSD L1200	-25 ... +35 °C	1%
88310500	WT120C LED60S/840 PSD L1500	-25 ... +35 °C	1%
91685800	WT120C LED22S/840 PSU TW3 L1200	-20 ... +35 °C	Ei sovellettavissa
91686500	WT120C LED34S/840 PSU TW3 L1500	-20 ... +35 °C	Ei sovellettavissa
91687200	WT120C LED40S/840 PSU TW3 L1200	-20 ... +35 °C	Ei sovellettavissa
91688900	WT120C LED60S/840 PSU TW3 L1500	-20 ... +35 °C	Ei sovellettavissa
39713500	WT120C LED40S/840 IA1 L1200	-20 ... +35 °C	-
39714200	WT120C LED60S/840 IA1 L1500	-20 ... +35 °C	-
40928900	WT120C LED80S/840 PSU L1500	-25 ... +35 °C	Ei sovellettavissa
40929600	WT120C LED80S/840 PSD L1500	-25 ... +35 °C	1%
40930200	WT120C LED80S/840 PSU TW3 L1500	-25 ... +35 °C	Ei sovellettavissa

Order Code	Full Product Name	Ympäristölämpötila-alue	Suurin himmennystaso
40931900	WT120C LED80S/840 PSU L1500 EL3	0 ... +25 °C	Ei sovellettavissa
96244900	WT120C G2 LED19S/840 PSU MDU L600	-10 ... +35 °C	Ei sovellettavissa
96248700	WT120C G2 LED27S/840 PSU MDU L1200	-10 ... +35 °C	Ei sovellettavissa
91687200	WT120C G2 LED40S/840 PSU TW3 L1200	-10 ... +35 °C	Ei sovellettavissa
96256200	WT120C G2 LED40S/840 PSU MDU L1200	-10 ... +35 °C	Ei sovellettavissa
16316700	WT120C G2 LED40S/840 PSU WEC L1200	-10 ... +35 °C	Ei sovellettavissa
16317400	WT120C G2 LED40S/840 PSU TW1 WEC L1200	-10 ... +35 °C	Ei sovellettavissa
88309900	WT120C G2 LED40S/840 PSD L1200	-10 ... +35 °C	1%
85419700	WT120C G2 LED40S/840 PSU ELB3 L1200	0 ... +25 °C	Ei sovellettavissa
39980100	WT120C G2 LED40S/840 IA1 ELB3 L1200	0 ... +25 °C	10%
88312900	WT120C G2 LED40S/840 PSD ELB3 L1200	0 ... +25 °C	1%
96267800	WT120C G2 LED34S/840 PSU MDU L1500	-10 ... +35 °C	Ei sovellettavissa
88313600	WT120C G2 LED34S/840 PSD ELB3 L1500	0 ... +25 °C	1%
91688900	WT120C G2 LED60S/840 PSU TW3 L1500	-10 ... +35 °C	Ei sovellettavissa
96275300	WT120C G2 LED60S/840 PSU MDU L1500	-10 ... +35 °C	Ei sovellettavissa
16318100	WT120C G2 LED60S/840 PSU WEC L1500	-10 ... +35 °C	Ei sovellettavissa
16319800	WT120C G2 LED60S/840 PSU TW1 WEC L1500	-10 ... +35 °C	Ei sovellettavissa
88310500	WT120C G2 LED60S/840 PSD L1500	-10 ... +35 °C	1%
39981800	WT120C G2 LED60S/840 IA1 ELB3 L1500	0 ... +25 °C	10%
88314300	WT120C G2 LED60S/840 PSD ELB3 L1500	0 ... +25 °C	1%
40930200	WT120C G2 LED80S/840 PSU TW3 L1500	-10 ... +35 °C	Ei sovellettavissa
96286900	WT120C G2 LED80S/840 PSU MDU L1500	-10 ... +35 °C	Ei sovellettavissa
84045900	WT120C G2 LED19S/840 PSU L600	-20 ... +40 °C	Ei sovellettavissa
84046600	WT120C G2 LED27S/840 PSU L1200	-20 ... +40 °C	Ei sovellettavissa
84047300	WT120C G2 LED34S/840 PSU L1500	-20 ... +40 °C	Ei sovellettavissa
84048000	WT120C G2 LED40S/840 PSU L1200	-20 ... +40 °C	Ei sovellettavissa
84049700	WT120C G2 LED60S/840 PSU L1500	-20 ... +40 °C	Ei sovellettavissa
40928900	WT120C G2 LED80S/840 PSU L1500	-20 ... +40 °C	Ei sovellettavissa
34976399	WT120C G2 LED18S/840 PSU PCO L600	-20 ... +40 °C	Ei sovellettavissa
34977099	WT120C G2 LED25S/840 PSU PCO L1200	-20 ... +40 °C	Ei sovellettavissa
34978799	WT120C G2 LED31S/840 PSU PCO L1500	-20 ... +40 °C	Ei sovellettavissa
34979499	WT120C G2 LED37S/840 PSU PCO L1200	-20 ... +40 °C	Ei sovellettavissa
34980099	WT120C G2 LED57S/840 PSU PCO L1500	-20 ... +40 °C	Ei sovellettavissa
34981799	WT120C G2 LED75S/840 PSU PCO L1500	-20 ... +40 °C	Ei sovellettavissa

Ohjaujärjestelmät ja himmennys

Order Code	Full Product Name	Himmennettävä	Order Code	Full Product Name	Himmennettävä
84046600	WT120C LED22S/840 PSU L1200	Ei	88309900	WT120C LED40S/840 PSD L1200	Kyllä
84047300	WT120C LED34S/840 PSU L1500	Ei	88310500	WT120C LED60S/840 PSD L1500	Kyllä
84049700	WT120C LED60S/840 PSU L1500	Ei	91685800	WT120C LED22S/840 PSU TW3 L1200	Ei
85414200	WT120C LED22S/840 PSU L1200 EL1	Ei	91686500	WT120C LED34S/840 PSU TW3 L1500	Ei
85415900	WT120C LED40S/840 PSU L1200 EL1	Ei	91687200	WT120C LED40S/840 PSU TW3 L1200	Ei
85416600	WT120C LED34S/840 PSU L1500 EL1	Ei	91688900	WT120C LED60S/840 PSU TW3 L1500	Ei
85417300	WT120C LED60S/840 PSU L1500 EL1	Ei	39713500	WT120C LED40S/840 IA1 L1200	-
85418000	WT120C LED22S/840 PSU L1200 EL3	Ei	39714200	WT120C LED60S/840 IA1 L1500	-
85419700	WT120C LED40S/840 PSU L1200 EL3	Ei	40928900	WT120C LED80S/840 PSU L1500	Ei
85420300	WT120C LED34S/840 PSU L1500 EL3	Ei	40929600	WT120C LED80S/840 PSD L1500	Kyllä
85421000	WT120C LED60S/840 PSU L1500 EL3	Ei	40930200	WT120C LED80S/840 PSU TW3 L1500	Ei
88306800	WT120C LED18S/840 PSD L600	Kyllä	40931900	WT120C LED80S/840 PSU L1500 EL3	Ei
88307500	WT120C LED22S/840 PSD L1200	Kyllä	96244900	WT120C G2 LED19S/840 PSU MDU L600	Ei
88308200	WT120C LED34S/840 PSD L1500	Kyllä	96248700	WT120C G2 LED27S/840 PSU MDU L1200	Ei

CoreLine Waterproof

Order Code	Full Product Name	Himmennettävä
91687200	WT120C G2 LED40S/840 PSU TW3 L1200	Ei
96256200	WT120C G2 LED40S/840 PSU MDU L1200	Ei
16316700	WT120C G2 LED40S/840 PSU WEC L1200	Ei
16317400	WT120C G2 LED40S/840 PSU TW1 WEC L1200	Ei
88309900	WT120C G2 LED40S/840 PSD L1200	Kyllä
85419700	WT120C G2 LED40S/840 PSU ELB3 L1200	Ei
39980100	WT120C G2 LED40S/840 IA1 ELB3 L1200	-
88312900	WT120C G2 LED40S/840 PSD ELB3 L1200	Kyllä
96267800	WT120C G2 LED34S/840 PSU MDU L1500	Ei
88313600	WT120C G2 LED34S/840 PSD ELB3 L1500	Kyllä
91688900	WT120C G2 LED60S/840 PSU TW3 L1500	Ei
96275300	WT120C G2 LED60S/840 PSU MDU L1500	Ei
16318100	WT120C G2 LED60S/840 PSU WEC L1500	Ei
16319800	WT120C G2 LED60S/840 PSU TW1 WEC L1500	Ei
88310500	WT120C G2 LED60S/840 PSD L1500	Kyllä
39981800	WT120C G2 LED60S/840 IA1 ELB3 L1500	-

Order Code	Full Product Name	Himmennettävä
88314300	WT120C G2 LED60S/840 PSD ELB3 L1500	Kyllä
40930200	WT120C G2 LED80S/840 PSU TW3 L1500	Ei
96286900	WT120C G2 LED80S/840 PSU MDU L1500	Ei
84045900	WT120C G2 LED19S/840 PSU L600	Ei
84046600	WT120C G2 LED27S/840 PSU L1200	Ei
84047300	WT120C G2 LED34S/840 PSU L1500	Ei
84048000	WT120C G2 LED40S/840 PSU L1200	Ei
84049700	WT120C G2 LED60S/840 PSU L1500	Ei
40928900	WT120C G2 LED80S/840 PSU L1500	Ei
34976399	WT120C G2 LED18S/840 PSU PCO L600	Ei
34977099	WT120C G2 LED25S/840 PSU PCO L1200	Ei
34978799	WT120C G2 LED31S/840 PSU PCO L1500	Ei
34979499	WT120C G2 LED37S/840 PSU PCO L1200	Ei
34980099	WT120C G2 LED57S/840 PSU PCO L1500	Ei
34981799	WT120C G2 LED75S/840 PSU PCO L1500	Ei

Käyttö ja sähkö tiedot

Order Code	Full Product Name	Ottojännite
84046600	WT120C LED22S/840 PSU L1200	220 - 240 V
84047300	WT120C LED34S/840 PSU L1500	220 - 240 V
84049700	WT120C LED60S/840 PSU L1500	220 - 240 V
85414200	WT120C LED22S/840 PSU L1200 EL1	220 - 240 V
85415900	WT120C LED40S/840 PSU L1200 EL1	220 - 240 V
85416600	WT120C LED34S/840 PSU L1500 EL1	220 - 240 V
85417300	WT120C LED60S/840 PSU L1500 EL1	220 - 240 V
85418000	WT120C LED22S/840 PSU L1200 EL3	220 - 240 V
85419700	WT120C LED40S/840 PSU L1200 EL3	220 - 240 V
85420300	WT120C LED34S/840 PSU L1500 EL3	220 - 240 V
85421000	WT120C LED60S/840 PSU L1500 EL3	220 - 240 V
88306800	WT120C LED18S/840 PSD L600	220 - 240 V
88307500	WT120C LED22S/840 PSD L1200	220 - 240 V
88308200	WT120C LED34S/840 PSD L1500	220 - 240 V
88309900	WT120C LED40S/840 PSD L1200	220 - 240 V
88310500	WT120C LED60S/840 PSD L1500	220 - 240 V
91685800	WT120C LED22S/840 PSU TW3 L1200	220-240 V
91686500	WT120C LED34S/840 PSU TW3 L1500	220-240 V
91687200	WT120C LED40S/840 PSU TW3 L1200	220-240 V
91688900	WT120C LED60S/840 PSU TW3 L1500	220-240 V
39713500	WT120C LED40S/840 IA1 L1200	220 - 240 V
39714200	WT120C LED60S/840 IA1 L1500	220 - 240 V
40928900	WT120C LED80S/840 PSU L1500	220 - 240 V
40929600	WT120C LED80S/840 PSD L1500	220 - 240 V
40930200	WT120C LED80S/840 PSU TW3 L1500	220 - 240 V
40931900	WT120C LED80S/840 PSU L1500 EL3	220 - 240 V
96244900	WT120C G2 LED19S/840 PSU MDU L600	220 - 240 V
96248700	WT120C G2 LED27S/840 PSU MDU L1200	220 - 240 V
91687200	WT120C G2 LED40S/840 PSU TW3 L1200	220 - 240 V
96256200	WT120C G2 LED40S/840 PSU MDU L1200	220 - 240 V

Order Code	Full Product Name	Ottojännite
16316700	WT120C G2 LED40S/840 PSU WEC L1200	220 - 240 V
16317400	WT120C G2 LED40S/840 PSU TW1 WEC L1200	220 - 240 V
88309900	WT120C G2 LED40S/840 PSD L1200	220 - 240 V
85419700	WT120C G2 LED40S/840 PSU ELB3 L1200	220 - 240 V
39980100	WT120C G2 LED40S/840 IA1 ELB3 L1200	220 - 240 V
88312900	WT120C G2 LED40S/840 PSD ELB3 L1200	220 - 240 V
96267800	WT120C G2 LED34S/840 PSU MDU L1500	220 - 240 V
88313600	WT120C G2 LED34S/840 PSD ELB3 L1500	220 - 240 V
91688900	WT120C G2 LED60S/840 PSU TW3 L1500	220 - 240 V
96275300	WT120C G2 LED60S/840 PSU MDU L1500	220 - 240 V
16318100	WT120C G2 LED60S/840 PSU WEC L1500	220 - 240 V
16319800	WT120C G2 LED60S/840 PSU TW1 WEC L1500	220 - 240 V
88310500	WT120C G2 LED60S/840 PSD L1500	220 - 240 V
39981800	WT120C G2 LED60S/840 IA1 ELB3 L1500	220 - 240 V
88314300	WT120C G2 LED60S/840 PSD ELB3 L1500	220 - 240 V
40930200	WT120C G2 LED80S/840 PSU TW3 L1500	220 - 240 V
96286900	WT120C G2 LED80S/840 PSU MDU L1500	220 - 240 V
84045900	WT120C G2 LED19S/840 PSU L600	220 - 240 V
84046600	WT120C G2 LED27S/840 PSU L1200	220 - 240 V
84047300	WT120C G2 LED34S/840 PSU L1500	220 - 240 V
84048000	WT120C G2 LED40S/840 PSU L1200	220 - 240 V
84049700	WT120C G2 LED60S/840 PSU L1500	220 - 240 V
40928900	WT120C G2 LED80S/840 PSU L1500	220 - 240 V
34976399	WT120C G2 LED18S/840 PSU PCO L600	220 - 240 V
34977099	WT120C G2 LED25S/840 PSU PCO L1200	220 - 240 V
34978799	WT120C G2 LED31S/840 PSU PCO L1500	220 - 240 V
34979499	WT120C G2 LED37S/840 PSU PCO L1200	220 - 240 V
34980099	WT120C G2 LED57S/840 PSU PCO L1500	220 - 240 V
34981799	WT120C G2 LED75S/840 PSU PCO L1500	220 - 240 V

Yleistä tietoa (1/2)

CoreLine Waterproof

Order Code	Full Product Name	Valonlähteen valokeilan		Optisen kuvun/ linssin		Turvavaaistus
		kulma	Kanta	tyyppi		
84046600	WT120C LED22S/840 PSU L1200	-	-	PC	No	
84047300	WT120C LED34S/840 PSU L1500	-	-	PC	No	
84049700	WT120C LED60S/840 PSU L1500	120 °	-	PC	No	
85414200	WT120C LED22S/840 PSU L1200 EL1	-	-	PC	EL1	
85415900	WT120C LED40S/840 PSU L1200 EL1	-	-	PC	EL1	
85416600	WT120C LED34S/840 PSU L1500 EL1	-	-	PC	EL1	
85417300	WT120C LED60S/840 PSU L1500 EL1	-	-	PC	EL1	
85418000	WT120C LED22S/840 PSU L1200 EL3	-	-	PC	EL3	
85419700	WT120C LED40S/840 PSU L1200 EL3	-	-	PC	EL3	
85420300	WT120C LED34S/840 PSU L1500 EL3	-	-	PC	EL3	
85421000	WT120C LED60S/840 PSU L1500 EL3	-	-	PC	EL3	
88306800	WT120C LED18S/840 PSD L600	-	-	PC	No	
88307500	WT120C LED22S/840 PSD L1200	-	-	PC	No	
88308200	WT120C LED34S/840 PSD L1500	-	-	PC	No	
88309900	WT120C LED40S/840 PSD L1200	-	-	PC	No	
88310500	WT120C LED60S/840 PSD L1500	-	-	PC	No	
91685800	WT120C LED22S/840 PSU TW3 L1200	120 °	-	-	No	
91686500	WT120C LED34S/840 PSU TW3 L1500	120 °	-	-	No	
91687200	WT120C LED40S/840 PSU TW3 L1200	120 °	-	-	No	
91688900	WT120C LED60S/840 PSU TW3 L1500	120 °	-	-	No	
39713500	WT120C LED40S/840 IA1 L1200	120 °	-	-	-	
39714200	WT120C LED60S/840 IA1 L1500	120 °	-	-	-	
40928900	WT120C LED80S/840 PSU L1500	120 °	-	-	No	
40929600	WT120C LED80S/840 PSD L1500	120 °	-	No	No	

Order Code	Full Product Name	Valonlähteen valokeilan		Optisen kuvun/ linssin		Turvavaaistus
		kulma	Kanta	tyyppi		
40930200	WT120C LED80S/840 PSU TW3 L1500	120 °	-	-	No	
40931900	WT120C LED80S/840 PSU L1500 EL3	120 °	-	-	EL3	
96244900	WT120C G2 LED19S/840 PSU MDU L600	-	-	MLO	-	
96248700	WT120C G2 LED27S/840 PSU MDU L1200	-	-	MLO	-	
91687200	WT120C G2 LED40S/840 PSU TW3 L1200	-	-	MLO	-	
96256200	WT120C G2 LED40S/840 PSU MDU L1200	-	-	MLO	-	
16316700	WT120C G2 LED40S/840 PSU WEC L1200	-	-	MLO	-	
16317400	WT120C G2 LED40S/840 PSU TW1 WEC L1200	-	-	MLO	-	
88309900	WT120C G2 LED40S/840 PSD L1200	-	-	MLO	-	
85419700	WT120C G2 LED40S/840 PSU ELB3 L1200	-	-	MLO	EL3	
39980100	WT120C G2 LED40S/840 IA1 ELB3 L1200	-	-	MLO	EL3	
88312900	WT120C G2 LED40S/840 PSD ELB3 L1200	-	-	MLO	EL3	
96267800	WT120C G2 LED34S/840 PSU MDU L1500	-	-	MLO	-	
88313600	WT120C G2 LED34S/840 PSD ELB3 L1500	-	-	MLO	EL3	
91688900	WT120C G2 LED60S/840 PSU TW3 L1500	-	-	MLO	-	
96275300	WT120C G2 LED60S/840 PSU MDU L1500	-	-	MLO	-	
16318100	WT120C G2 LED60S/840 PSU WEC L1500	-	-	MLO	-	

CoreLine Waterproof

Order Code	Full Product Name	Valonlähteen valokeilan		Optisen kuvun/ linssin	
		kulma	Kanta	tyyppi	Turvavalaistus
16319800	WT120C G2 LED60S/840 PSU TW1 WEC L1500	-	-	MLO	-
88310500	WT120C G2 LED60S/840 PSD L1500	-	-	MLO	-
39981800	WT120C G2 LED60S/840 IA1 ELB3 L1500	-	-	MLO	EL3
88314300	WT120C G2 LED60S/840 PSD ELB3 L1500	-	-	MLO	EL3
40930200	WT120C G2 LED80S/840 PSU TW3 L1500	-	-	MLO	-
96286900	WT120C G2 LED80S/840 PSU MDU L1500	-	-	MLO	-
84045900	WT120C G2 LED19S/840 PSU L600	-°	-	MLO	-
84046600	WT120C G2 LED27S/840 PSU L1200	-°	-	MLO	-
84047300	WT120C G2 LED34S/840 PSU L1500	-°	-	MLO	-

Order Code	Full Product Name	Valonlähteen valokeilan		Optisen kuvun/ linssin	
		kulma	Kanta	tyyppi	Turvavalaistus
84048000	WT120C G2 LED40S/840 PSU L1200	-°	-	MLO	-
84049700	WT120C G2 LED60S/840 PSU L1500	-°	-	MLO	-
40928900	WT120C G2 LED80S/840 PSU L1500	-°	-	MLO	-
34976399	WT120C G2 LED18S/840 PSU PCO L600	-°	-	MLO	-
34977099	WT120C G2 LED25S/840 PSU PCO L1200	-°	-	MLO	-
34978799	WT120C G2 LED31S/840 PSU PCO L1500	-°	-	MLO	-
34979499	WT120C G2 LED37S/840 PSU PCO L1200	-°	-	MLO	-
34980099	WT120C G2 LED57S/840 PSU PCO L1500	-°	-	MLO	-
34981799	WT120C G2 LED75S/840 PSU PCO L1500	-°	-	MLO	-

Yleistä tietoa (2/2)

Order Code	Full Product Name	Liitäntälaite	Lampuperheen koodi	Valonlähteiden määrä	Optiikan tyyppi	Tuoteperheen koodi	UL-merkintä
84046600	WT120C LED22S/840 PSU L1200	-	-	1	No	WT120C	Ei
84047300	WT120C LED34S/840 PSU L1500	-	-	1	No	WT120C	Ei
84049700	WT120C LED60S/840 PSU L1500	-	-	1	No	WT120C	Ei
85414200	WT120C LED22S/840 PSU L1200 EL1	-	-	1	No	WT120C	Ei
85415900	WT120C LED40S/840 PSU L1200 EL1	-	-	1	No	WT120C	Ei
85416600	WT120C LED34S/840 PSU L1500 EL1	-	-	1	No	WT120C	Ei
85417300	WT120C LED60S/840 PSU L1500 EL1	-	-	1	No	WT120C	Ei
85418000	WT120C LED22S/840 PSU L1200 EL3	-	-	1	No	WT120C	Ei
85419700	WT120C LED40S/840 PSU L1200 EL3	-	-	1	No	WT120C	Ei
85420300	WT120C LED34S/840 PSU L1500 EL3	-	-	1	No	WT120C	Ei
85421000	WT120C LED60S/840 PSU L1500 EL3	-	-	1	No	WT120C	Ei
88306800	WT120C LED18S/840 PSD L600	-	-	1	No	WT120C	Ei
88307500	WT120C LED22S/840 PSD L1200	-	-	1	No	WT120C	Ei
88308200	WT120C LED34S/840 PSD L1500	-	-	1	No	WT120C	Ei
88309900	WT120C LED40S/840 PSD L1200	-	-	1	No	WT120C	Ei
88310500	WT120C LED60S/840 PSD L1500	-	-	1	No	WT120C	Ei
91685800	WT120C LED22S/840 PSU TW3 L1200	-	-	1	No	WT120C	Ei
91686500	WT120C LED34S/840 PSU TW3 L1500	-	-	1	No	WT120C	Ei

CoreLine Waterproof

Order Code	Full Product Name	Liitäntälaite	Lamppuperheen koodi	Valonlähteiden määrä	Optiikan tyyppi	Tuoteperheen koodi	UL-merkintä
91687200	WT120C LED40S/840 PSU TW3 L1200	-	-	1	No	WT120C	Ei
91688900	WT120C LED60S/840 PSU TW3 L1500	-	-	1	No	WT120C	Ei
39713500	WT120C LED40S/840 IA1 L1200	-	-	-	No	WT120C	-
39714200	WT120C LED60S/840 IA1 L1500	-	-	-	No	WT120C	-
40928900	WT120C LED80S/840 PSU L1500	-	-	-	No	WT120C	Ei
40929600	WT120C LED80S/840 PSD L1500	-	-	No	No	WT120C	-
40930200	WT120C LED80S/840 PSU TW3 L1500	-	-	-	No	WT120C	-
40931900	WT120C LED80S/840 PSU L1500 EL3	-	-	-	No	WT120C	-
96244900	WT120C G2 LED19S/840 PSU MDU L600	-	LED27S	-	110	WT130C	-
96248700	WT120C G2 LED27S/840 PSU MDU L1200	-	LED27S	-	110	WT130C	-
91687200	WT120C G2 LED40S/840 PSU TW3 L1200	-	LED40S	-	110	WT130C	-
96256200	WT120C G2 LED40S/840 PSU MDU L1200	-	LED40S	-	110	WT130C	-
16316700	WT120C G2 LED40S/840 PSU WEC L1200	-	LED40S	-	110	WT130C	-
16317400	WT120C G2 LED40S/840 PSU TW1 WEC L1200	-	LED40S	-	110	WT130C	-
88309900	WT120C G2 LED40S/840 PSD L1200	-	LED40S	-	110	WT130C	-
85419700	WT120C G2 LED40S/840 PSU ELB3 L1200	-	LED40S	-	110	WT130C	-
39980100	WT120C G2 LED40S/840 IA1 ELB3 L1200	-	LED40S	-	110	WT130C	-
88312900	WT120C G2 LED40S/840 PSD ELB3 L1200	-	LED40S	-	110	WT130C	-
96267800	WT120C G2 LED34S/840 PSU MDU L1500	-	LED34S	-	110	WT130C	-
88313600	WT120C G2 LED34S/840 PSD ELB3 L1500	-	LED34S	-	110	WT130C	-
91688900	WT120C G2 LED60S/840 PSU TW3 L1500	-	LED60S	-	110	WT130C	-
96275300	WT120C G2 LED60S/840 PSU MDU L1500	-	LED60S	-	110	WT130C	-
16318100	WT120C G2 LED60S/840 PSU WEC L1500	-	LED60S	-	110	WT130C	-
16319800	WT120C G2 LED60S/840 PSU TW1 WEC L1500	-	LED60S	-	110	WT130C	-
88310500	WT120C G2 LED60S/840 PSD L1500	-	LED60S	-	110	WT130C	-
39981800	WT120C G2 LED60S/840 IA1 ELB3 L1500	-	LED60S	-	110	WT130C	-
88314300	WT120C G2 LED60S/840 PSD ELB3 L1500	-	LED60S	-	110	WT130C	-
40930200	WT120C G2 LED80S/840 PSU TW3 L1500	-	LED80S	-	110	WT130C	-
96286900	WT120C G2 LED80S/840 PSU MDU L1500	-	LED80S	-	110	WT130C	-
84045900	WT120C G2 LED19S/840 PSU L600	-	-	-	110	-	-
84046600	WT120C G2 LED27S/840 PSU L1200	-	-	-	110	-	-
84047300	WT120C G2 LED34S/840 PSU L1500	-	-	-	110	-	-
84048000	WT120C G2 LED40S/840 PSU L1200	-	-	-	110	-	-
84049700	WT120C G2 LED60S/840 PSU L1500	-	-	-	110	-	-
40928900	WT120C G2 LED80S/840 PSU L1500	-	-	-	110	-	-
34976399	WT120C G2 LED18S/840 PSU PCO L600	-	-	-	110	-	-
34977099	WT120C G2 LED25S/840 PSU PCO L1200	-	-	-	110	-	-
34978799	WT120C G2 LED31S/840 PSU PCO L1500	-	-	-	110	-	-
34979499	WT120C G2 LED37S/840 PSU PCO L1200	-	-	-	110	-	-
34980099	WT120C G2 LED57S/840 PSU PCO L1500	-	-	-	110	-	-
34981799	WT120C G2 LED75S/840 PSU PCO L1500	-	-	-	110	-	-

Suorituskyky alussa (IEC-yhteensopiva) (1/2)

Order Code	Full Product Name		Alun Värintoistoindeksi	LED-valaisimen tehokkuus Valovirta		Order Code	Full Product Name		Alun Värintoistoindeksi	LED-valaisimen tehokkuus Valovirta	
	Name	Alkukromaattisuus		alussa	alussa		Name	Alkukromaattisuus		alussa	alussa
84046600	WT120C LED22S/840 PSU L1200	(0.38, 0.38) SDCM <3	≥80	123 lm/W	2900 lm	84047300	WT120C LED34S/840 PSU L1500	(0.38, 0.38) SDCM <3	≥80	119 lm/W	3500 lm

CoreLine Waterproof

Order Code	Full Product		Alun Värintoistoindeksi	LED-valaisimen tehokkuus Valovirta	
	Name	Alkukromaattisuus		alussa	alussa
84049700	WT120C LED60S/ 840 PSU L1500	(0.38, 0.38) SDCM <3	≥80	125 lm/W	6000 lm
85414200	WT120C LED22S/ 840 PSU L1200 EL1	(0.38, 0.38) SDCM <3	≥80	98 lm/W	2900 lm
85415900	WT120C LED40S/ 840 PSU L1200 EL1	(0.38, 0.38) SDCM <3	≥80	104 lm/W	4100 lm
85416600	WT120C LED34S/ 840 PSU L1500 EL1	(0.38, 0.38) SDCM <3	≥80	106 lm/W	3500 lm
85417300	WT120C LED60S/ 840 PSU L1500 EL1	(0.38, 0.38) SDCM <3	≥80	115 lm/W	6000 lm
85418000	WT120C LED22S/ 840 PSU L1200 EL3	(0.38, 0.38) SDCM <3	≥80	98 lm/W	2900 lm
85419700	WT120C LED40S/ 840 PSU L1200 EL3	(0.38, 0.38) SDCM <3	≥80	104 lm/W	4100 lm
85420300	WT120C LED34S/ 840 PSU L1500 EL3	(0.38, 0.38) SDCM <3	≥80	106 lm/W	3500 lm
85421000	WT120C LED60S/ 840 PSU L1500 EL3	(0.38, 0.38) SDCM <3	≥80	115 lm/W	6000 lm
88306800	WT120C LED18S/8 40 PSD L600	(0.38, 0.38) SDCM <3	≥80	114 lm/W	2100 lm
88307500	WT120C LED22S/ <3	(0.38, 0.38) SDCM <3	≥80	118 lm/W	2900 lm

Order Code	Full Product		Alun Värintoistoindeksi	LED-valaisimen tehokkuus Valovirta	
	Name	Alkukromaattisuus		alussa	alussa
840 PSD L1200					
88308200	WT120C LED34S/ 840 PSD L1500	(0.38, 0.38) SDCM <3	≥80	117 lm/W	3500 lm
88309900	WT120C LED40S/ 840 PSD L1200	(0.38, 0.38) SDCM <3	≥80	112 lm/W	4100 lm
88310500	WT120C LED60S/ 840 PSD L1500	(0.38, 0.38) SDCM <3	≥80	121 lm/W	6000 lm
91685800	WT120C LED22S/ 840 PSU TW3 L1200	(0.38, 0.38) SDCM <3	≥80	123 lm/W	2900 lm
91686500	WT120C LED34S/ 840 PSU TW3 L1500	(0.38, 0.38) SDCM <3	≥80	119 lm/W	3500 lm
91687200	WT120C LED40S/ 840 PSU TW3 L1200	(0.38, 0.38) SDCM <3	≥80	115 lm/W	4100 lm
91688900	WT120C LED60S/ 840 PSU TW3 L1500	(0.38, 0.38) SDCM <3	≥80	125 lm/W	6000 lm
39713500	WT120C LED40S/ 840 IA1 L1200	(0.38, 0.38) SDCM <3	≥80	112 lm/W	4100 lm
39714200	WT120C LED60S/ 840 IA1 L1500	(0.38, 0.38) SDCM <3	≥80	121 lm/W	6000 lm
40928900	WT120C LED80S/ 840 PSU L1500	(0.38, 0.38) SDCM <3	≥80	118 lm/W	8000 lm
40929600	WT120C LED80S/ <3	(0.38, 0.38) SDCM <3	≥80	118 lm/W	8000 lm

CoreLine Waterproof

Order Code	Full Product Name	Alun Värintoistoindeksi	LED-valaisimen tehokkuus alussa	Valovirta alussa
	840 PSD L1500			
40930200	WT120C (0.38, 0.38) SDCM <3 LED80S/ 840 PSU TW3 L1500	≥80	118 lm/W	8000 lm
40931900	WT120C (0.38, 0.38) SDCM <3 LED80S/ 840 PSU L1500 EL3	≥80	113 lm/W	8000 lm
96244900	WT120C (0.38,0.38)SDCM<=3 G2 LED19S/8 40 PSU MDU L600	>80	119 lm/W	1900 lm
96248700	WT120C (0.38,0.38)SDCM<=3 G2 LED27S/ 840 PSU MDU L1200	>80	123 lm/W	2700 lm
91687200	WT120C (0.38,0.38)SDCM<=3 G2 LED40S/ 840 PSU TW3 L1200	>80	133 lm/W	4000 lm
96256200	WT120C (0.38,0.38)SDCM<=3 G2 LED40S/ 840 PSU MDU L1200	>80	129 lm/W	4000 lm
16317600	WT120C (0.38,0.38)SDCM<=3 G2 LED40S/ 840 PSU WEC L1200	>80	133 lm/W	4000 lm
16317400	WT120C (0.38,0.38)SDCM<=3 G2 LED40S/ 840 PSU TW1 WEC L1200	>80	133 lm/W	4000 lm

Order Code	Full Product Name	Alun Värintoistoindeksi	LED-valaisimen tehokkuus alussa	Valovirta alussa
88309900	WT120C (0.38,0.38)SDCM<=3 G2 LED40S/ 840 PSD L1200	>80	133 lm/W	4000 lm
85419700	WT120C (0.38,0.38)SDCM<=3 G2 LED40S/ 840 PSU ELB3 L1200	>80	114 lm/W	4000 lm
39980100	WT120C (0.38,0.38)SDCM<=3 G2 LED40S/ 840 IA1 ELB3 L1200	>80	116 lm/W	4000 lm
88312900	WT120C (0.38,0.38)SDCM<=3 G2 LED40S/ 840 PSD ELB3 L1200	>80	114 lm/W	4000 lm
96267800	WT120C (0.38,0.38)SDCM<=3 G2 LED34S/ 840 PSU MDU L1500	>80	131 lm/W	3400 lm
88313600	WT120C (0.38,0.38)SDCM<=3 G2 LED34S/ 840 PSD ELB3 L1500	>80	111 lm/W	3400 lm
91688900	WT120C (0.38,0.38)SDCM<=3 G2 LED60S/ 840 PSU TW3 L1500	>80	133 lm/W	6000 lm
96275300	WT120C (0.38,0.38)SDCM<=3 G2 LED60S/ 840 PSU MDU L1500	>80	130 lm/W	6000 lm
16318100	WT120C (0.38,0.38)SDCM<=3 G2	>80	133 lm/W	6000 lm

CoreLine Waterproof

Order Code	Full Product Name	Alun Värintoistoindeksi	LED-valaisimen tehokkuus alussa	Valovirta alussa
	LED60S/ 840 PSU WEC L1500			
16319800	WT120C (0.38,0.38)SDCM<=3 G2 LED60S/ 840 PSU TW1 WEC L1500	>80	133 lm/W	6000 lm
88310500	WT120C (0.38,0.38)SDCM<=3 G2 LED60S/ 840 PSD L1500	>80	133 lm/W	6000 lm
39981800	WT120C (0.38,0.38)SDCM<=3 G2 LED60S/ 840 IA1 ELB3 L1500	>80	120 lm/W	6000 lm
88314300	WT120C (0.38,0.38)SDCM<=3 G2 LED60S/ 840 PSD ELB3 L1500	>80	118 lm/W	6000 lm
40930200	WT120C (0.38,0.38)SDCM<=3 G2 LED80S/ 840 PSU TW3 L1500	>80	131 lm/W	8000 lm
96286900	WT120C (0.38,0.38)SDCM<=3 G2 LED80S/ 840 PSU MDU L1500	>80	131 lm/W	8000 lm
84045900	WT120C (0.38,0.38)SDCM<=3 G2 LED19S/8 40 PSU L600	>80	127 lm/W	1900 lm
84046600	WT120C (0.38,0.38)SDCM<=3 G2 LED27S/ 840 PSU L1200	>80	135 lm/W	2700 lm

Order Code	Full Product Name	Alun Värintoistoindeksi	LED-valaisimen tehokkuus alussa	Valovirta alussa
84047300	WT120C (0.38,0.38)SDCM<=3 G2 LED34S/ 840 PSU L1500	>80	142 lm/W	3400 lm
84048000	WT120C (0.38,0.38)SDCM<=3 G2 LED40S/ 840 PSU L1200	>80	143 lm/W	4000 lm
84049700	WT120C (0.38,0.38)SDCM<=3 G2 LED60S/ 840 PSU L1500	>80	143 lm/W	6000 lm
40928900	WT120C (0.38,0.38)SDCM<=3 G2 LED80S/ 840 PSU L1500	>80	140 lm/W	8000 lm
34976399	WT120C (0.38,0.38)SDCM<=3 G2 LED18S/8 40 PSU PCO L600	>80	120 lm/W	1800 lm
34977099	WT120C (0.38,0.38)SDCM<=3 G2 LED25S/ 840 PSU PCO L1200	>80	125 lm/W	2500 lm
34978799	WT120C (0.38,0.38)SDCM<=3 G2 LED31S/8 40 PSU PCO L1500	>80	129 lm/W	3100 lm
34979499	WT120C (0.38,0.38)SDCM<=3 G2 LED37S/ 840 PSU PCO L1200	>80	132 lm/W	3700 lm
34980099	WT120C (0.38,0.38)SDCM<=3 G2 LED57S/ 840 PSU	>80	136 lm/W	5700 lm

CoreLine Waterproof

Order Code	Full Product		Alun Värintoistoindeksi	LED-valaisimen tehokkuus Valovirta	
	Name	Alkukromaattisuus		alus	alus
34981799	WT120C	(0.38,0.38)SDCM<=3	>80	132 lm/W	7500 lm
	PCO				
	L1500				
	G2				

Order Code	Full Product		Alun Värintoistoindeksi	LED-valaisimen tehokkuus Valovirta	
	Name	Alkukromaattisuus		alus	alus
	LED75S/				
	840 PSU				
	PCO				
	L1500				

Suorituskyky alussa (IEC-yhteensopiva) (2/2)

Order Code	Full Product Name	Ottoteho alussa
84046600	WT120C LED22S/840 PSU L1200	23.5 W
84047300	WT120C LED34S/840 PSU L1500	29.5 W
84049700	WT120C LED60S/840 PSU L1500	48 W
85414200	WT120C LED22S/840 PSU L1200 EL1	22.5 W
85415900	WT120C LED40S/840 PSU L1200 EL1	39.5 W
85416600	WT120C LED34S/840 PSU L1500 EL1	33 W
85417300	WT120C LED60S/840 PSU L1500 EL1	52 W
85418000	WT120C LED22S/840 PSU L1200 EL3	22.5 W
85419700	WT120C LED40S/840 PSU L1200 EL3	39.5 W
85420300	WT120C LED34S/840 PSU L1500 EL3	33 W
85421000	WT120C LED60S/840 PSU L1500 EL3	52 W
88306800	WT120C LED18S/840 PSD L600	18.5 W
88307500	WT120C LED22S/840 PSD L1200	24.5 W
88308200	WT120C LED34S/840 PSD L1500	30 W
88309900	WT120C LED40S/840 PSD L1200	36.5 W
88310500	WT120C LED60S/840 PSD L1500	49.5 W
91685800	WT120C LED22S/840 PSU TW3 L1200	23.5 W
91686500	WT120C LED34S/840 PSU TW3 L1500	29.5 W
91687200	WT120C LED40S/840 PSU TW3 L1200	35.5 W
91688900	WT120C LED60S/840 PSU TW3 L1500	48 W
39713500	WT120C LED40S/840 IA1 L1200	36.5 W
39714200	WT120C LED60S/840 IA1 L1500	49.5 W
40928900	WT120C LED80S/840 PSU L1500	68 W
40929600	WT120C LED80S/840 PSD L1500	68 W
40930200	WT120C LED80S/840 PSU TW3 L1500	68 W
40931900	WT120C LED80S/840 PSU L1500 EL3	71 W
96244900	WT120C G2 LED19S/840 PSU MDU L600	16 W
96248700	WT120C G2 LED27S/840 PSU MDU L1200	22 W
91687200	WT120C G2 LED40S/840 PSU TW3 L1200	30 W
96256200	WT120C G2 LED40S/840 PSU MDU L1200	31 W

Order Code	Full Product Name	Ottoteho alussa
16316700	WT120C G2 LED40S/840 PSU WEC L1200	30 W
16317400	WT120C G2 LED40S/840 PSU TW1 WEC L1200	30 W
88309900	WT120C G2 LED40S/840 PSD L1200	30 W
85419700	WT120C G2 LED40S/840 PSU ELB3 L1200	35 W
39980100	WT120C G2 LED40S/840 IA1 ELB3 L1200	34.5 W
88312900	WT120C G2 LED40S/840 PSD ELB3 L1200	35 W
96267800	WT120C G2 LED34S/840 PSU MDU L1500	26.5 W
88313600	WT120C G2 LED34S/840 PSD ELB3 L1500	30.5 W
91688900	WT120C G2 LED60S/840 PSU TW3 L1500	45 W
96275300	WT120C G2 LED60S/840 PSU MDU L1500	46 W
16318100	WT120C G2 LED60S/840 PSU WEC L1500	45 W
16319800	WT120C G2 LED60S/840 PSU TW1 WEC L1500	45 W
88310500	WT120C G2 LED60S/840 PSD L1500	45 W
39981800	WT120C G2 LED60S/840 IA1 ELB3 L1500	50 W
88314300	WT120C G2 LED60S/840 PSD ELB3 L1500	51 W
40930200	WT120C G2 LED80S/840 PSU TW3 L1500	61 W
96286900	WT120C G2 LED80S/840 PSU MDU L1500	61 W
84045900	WT120C G2 LED19S/840 PSU L600	15 W
84046600	WT120C G2 LED27S/840 PSU L1200	20.5 W
84047300	WT120C G2 LED34S/840 PSU L1500	24.3 W
84048000	WT120C G2 LED40S/840 PSU L1200	28.6 W
84049700	WT120C G2 LED60S/840 PSU L1500	42.9 W
40928900	WT120C G2 LED80S/840 PSU L1500	57.1 W
34976399	WT120C G2 LED18S/840 PSU PCO L600	15 W
34977099	WT120C G2 LED25S/840 PSU PCO L1200	20.5 W
34978799	WT120C G2 LED31S/840 PSU PCO L1500	24.3 W
34979499	WT120C G2 LED37S/840 PSU PCO L1200	28.6 W
34980099	WT120C G2 LED57S/840 PSU PCO L1500	42.9 W
34981799	WT120C G2 LED75S/840 PSU PCO L1500	57.1 W

Mekaaniset tiedot ja runko

Order Code	Full Product Name	Halkaisija	Leveys
84046600	WT120C LED22S/840 PSU L1200	-	-
84047300	WT120C LED34S/840 PSU L1500	-	-
84049700	WT120C LED60S/840 PSU L1500	-	-
85414200	WT120C LED22S/840 PSU L1200 EL1	-	-
85415900	WT120C LED40S/840 PSU L1200 EL1	-	-
85416600	WT120C LED34S/840 PSU L1500 EL1	-	-

Order Code	Full Product Name	Halkaisija	Leveys
85417300	WT120C LED60S/840 PSU L1500 EL1	-	-
85418000	WT120C LED22S/840 PSU L1200 EL3	-	-
85419700	WT120C LED40S/840 PSU L1200 EL3	-	-
85420300	WT120C LED34S/840 PSU L1500 EL3	-	-
85421000	WT120C LED60S/840 PSU L1500 EL3	-	-
88306800	WT120C LED18S/840 PSD L600	-	-

CoreLine Waterproof

Order Code	Full Product Name	Halkaisija	Leveys
88307500	WT120C LED22S/840 PSD L1200	-	-
88308200	WT120C LED34S/840 PSD L1500	-	-
88309900	WT120C LED40S/840 PSD L1200	-	-
88310500	WT120C LED60S/840 PSD L1500	-	-
91685800	WT120C LED22S/840 PSU TW3 L1200	-	- mm
91686500	WT120C LED34S/840 PSU TW3 L1500	-	- mm
91687200	WT120C LED40S/840 PSU TW3 L1200	-	- mm
91688900	WT120C LED60S/840 PSU TW3 L1500	-	-
39713500	WT120C LED40S/840 IA1 L1200	-	-
39714200	WT120C LED60S/840 IA1 L1500	-	-
40928900	WT120C LED80S/840 PSU L1500	-	-
40929600	WT120C LED80S/840 PSD L1500	-	-
40930200	WT120C LED80S/840 PSU TW3 L1500	-	-
40931900	WT120C LED80S/840 PSU L1500 EL3	-	-
96244900	WT120C G2 LED19S/840 PSU MDU L600	-	-
96248700	WT120C G2 LED27S/840 PSU MDU L1200	-	-
91687200	WT120C G2 LED40S/840 PSU TW3 L1200	-	-
96256200	WT120C G2 LED40S/840 PSU MDU L1200	-	-
16316700	WT120C G2 LED40S/840 PSU WEC L1200	-	-
16317400	WT120C G2 LED40S/840 PSU TW1 WEC L1200	-	-
88309900	WT120C G2 LED40S/840 PSD L1200	-	-
85419700	WT120C G2 LED40S/840 PSU ELB3 L1200	-	-
39980100	WT120C G2 LED40S/840 IA1 ELB3 L1200	-	-
88312900	WT120C G2 LED40S/840 PSD ELB3 L1200	-	-

Order Code	Full Product Name	Halkaisija	Leveys
96267800	WT120C G2 LED34S/840 PSU MDU L1500	-	-
88313600	WT120C G2 LED34S/840 PSD ELB3 L1500	-	-
91688900	WT120C G2 LED60S/840 PSU TW3 L1500	-	-
96275300	WT120C G2 LED60S/840 PSU MDU L1500	-	-
16318100	WT120C G2 LED60S/840 PSU WEC L1500	-	-
16319800	WT120C G2 LED60S/840 PSU TW1 WEC L1500	-	-
88310500	WT120C G2 LED60S/840 PSD L1500	-	-
39981800	WT120C G2 LED60S/840 IA1 ELB3 L1500	-	-
88314300	WT120C G2 LED60S/840 PSD ELB3 L1500	-	-
40930200	WT120C G2 LED80S/840 PSU TW3 L1500	-	-
96286900	WT120C G2 LED80S/840 PSU MDU L1500	-	-
84045900	WT120C G2 LED19S/840 PSU L600	-	-
84046600	WT120C G2 LED27S/840 PSU L1200	-	-
84047300	WT120C G2 LED34S/840 PSU L1500	-	-
84048000	WT120C G2 LED40S/840 PSU L1200	-	-
84049700	WT120C G2 LED60S/840 PSU L1500	-	-
40928900	WT120C G2 LED80S/840 PSU L1500	-	-
34976399	WT120C G2 LED18S/840 PSU PCO L600	-	-
34977099	WT120C G2 LED25S/840 PSU PCO L1200	-	-
34978799	WT120C G2 LED31S/840 PSU PCO L1500	-	-
34979499	WT120C G2 LED37S/840 PSU PCO L1200	-	-
34980099	WT120C G2 LED57S/840 PSU PCO L1500	-	-
34981799	WT120C G2 LED75S/840 PSU PCO L1500	-	-

Suorituskyky ajan mittaan (IEC-yhteensopiva)

Order Code	Full Product Name	Käyttöiän mediaani – L80B50	Käyttöiän mediaani – L90B50
84046600	WT120C LED22S/840 PSU L1200	-	-
84047300	WT120C LED34S/840 PSU L1500	-	-
84049700	WT120C LED60S/840 PSU L1500	-	-
85414200	WT120C LED22S/840 PSU L1200 EL1	-	-
85415900	WT120C LED40S/840 PSU L1200 EL1	-	-
85416600	WT120C LED34S/840 PSU L1500 EL1	-	-
85417300	WT120C LED60S/840 PSU L1500 EL1	-	-
85418000	WT120C LED22S/840 PSU L1200 EL3	-	-
85419700	WT120C LED40S/840 PSU L1200 EL3	-	-
85420300	WT120C LED34S/840 PSU L1500 EL3	-	-
85421000	WT120C LED60S/840 PSU L1500 EL3	-	-
88306800	WT120C LED18S/840 PSD L600	-	-
88307500	WT120C LED22S/840 PSD L1200	-	-
88308200	WT120C LED34S/840 PSD L1500	-	-
88309900	WT120C LED40S/840 PSD L1200	-	-
88310500	WT120C LED60S/840 PSD L1500	-	-
91685800	WT120C LED22S/840 PSU TW3 L1200	-	-
91686500	WT120C LED34S/840 PSU TW3 L1500	-	-
91687200	WT120C LED40S/840 PSU TW3 L1200	-	-
91688900	WT120C LED60S/840 PSU TW3 L1500	-	-
39713500	WT120C LED40S/840 IA1 L1200	-	-
39714200	WT120C LED60S/840 IA1 L1500	-	-


Order Code	Full Product Name	Käyttöiän mediaani – L80B50	Käyttöiän mediaani – L90B50
40928900	WT120C LED80S/840 PSU L1500	30000 h	15000 h
40929600	WT120C LED80S/840 PSD L1500	30000 h	15000 h
40930200	WT120C LED80S/840 PSU TW3 L1500	30000 h	15000 h
40931900	WT120C LED80S/840 PSU L1500 EL3	30000 h	15000 h
96244900	WT120C G2 LED19S/840 PSU MDU L600	-	-
96248700	WT120C G2 LED27S/840 PSU MDU L1200	-	-
91687200	WT120C G2 LED40S/840 PSU TW3 L1200	-	-
96256200	WT120C G2 LED40S/840 PSU MDU L1200	-	-
16316700	WT120C G2 LED40S/840 PSU WEC L1200	-	-
16317400	WT120C G2 LED40S/840 PSU TW1 WEC L1200	-	-
88309900	WT120C G2 LED40S/840 PSD L1200	-	-
85419700	WT120C G2 LED40S/840 PSU ELB3 L1200	-	-
39980100	WT120C G2 LED40S/840 IA1 ELB3 L1200	-	-
88312900	WT120C G2 LED40S/840 PSD ELB3 L1200	-	-

CoreLine Waterproof


Order Code	Full Product Name	Käyttöiän mediaani – L80B50	Käyttöiän mediaani – L90B50
96267800	WT120C G2 LED34S/840 PSU MDU L1500	-	-
88313600	WT120C G2 LED34S/840 PSD ELB3 L1500	-	-
91688900	WT120C G2 LED60S/840 PSU TW3 L1500	-	-
96275300	WT120C G2 LED60S/840 PSU MDU L1500	-	-
16318100	WT120C G2 LED60S/840 PSU WEC L1500	-	-
16319800	WT120C G2 LED60S/840 PSU TW1 WEC L1500	-	-
88310500	WT120C G2 LED60S/840 PSD L1500	-	-
39981800	WT120C G2 LED60S/840 IA1 ELB3 L1500	-	-
88314300	WT120C G2 LED60S/840 PSD ELB3 L1500	-	-
40930200	WT120C G2 LED80S/840 PSU TW3 L1500	-	-

Order Code	Full Product Name	Käyttöiän mediaani – L80B50	Käyttöiän mediaani – L90B50
96286900	WT120C G2 LED80S/840 PSU MDU L1500	-	-
84045900	WT120C G2 LED19S/840 PSU L600	-	-
84046600	WT120C G2 LED27S/840 PSU L1200	-	-
84047300	WT120C G2 LED34S/840 PSU L1500	-	-
84048000	WT120C G2 LED40S/840 PSU L1200	-	-
84049700	WT120C G2 LED60S/840 PSU L1500	-	-
40928900	WT120C G2 LED80S/840 PSU L1500	-	-
34976399	WT120C G2 LED18S/840 PSU PCO L600	-	-
34977099	WT120C G2 LED25S/840 PSU PCO L1200	-	-
34978799	WT120C G2 LED31S/840 PSU PCO L1500	-	-
34979499	WT120C G2 LED37S/840 PSU PCO L1200	-	-
34980099	WT120C G2 LED57S/840 PSU PCO L1500	-	-
34981799	WT120C G2 LED75S/840 PSU PCO L1500	-	-


Polar Wide Diagrams




IFPS_WT120C EL1 L1200 EM 1xLED40S/840-
Polar Normal (separate)



IFPS_WT120C EL1 L1500 EM 1xLED34S/840-
Polar Normal (separate)



IFPS_WT120C EL1 L1500 EM 1xLED60S/840-
Polar Normal (separate)



IFPS_WT120C EL3 L1500 EM 1xLED60S/840-
Polar Normal (separate)

