



Uniform, reliable, value-for-money solution

Cleanroom LED CR250B

In applications where hygiene is crucially important, such as hospitals and food production facilities, customers want proven IP65 and IP54-rated luminaires that are safe to use and come at an attractive price. This family of fixtures represent true value for money: the Philips LED engine delivers reliable, high-quality light, and the flexible mounting possibilities mean that this family can be used in a wide range of applications. The fixtures are also compliant with all relevant standards (CE, EMC, RoHS).

Benefits

- Value-for-money investment
- Low maintenance due to the long lifetime of the luminaire
- Meets light-level requirements for main applications

Features

- Uniform surface of light
- IP65 (glass cover) and IP54 (PMMA cover) versions
- Light output 3500 to 5500 lm
- Works with different ceiling types
- Class II

Application

- Food production facilities and kitchens
- Hospitals and other healthcare facilities
- Clean production areas


Specifications

Cleanroom LED CR250B


Type	CR150B (IP54 PMMA-cover version) CR250B (IP65 glass-cover version)
Ceiling type	Exposed- and symmetrical concealed T-bar ceiling and plaster (board) ceiling
Ceiling grid	Module size in length: 600 mm Module size in length: 1200 mm
Light source	Replaceable LED module
Power	3500 lm, 40 W 5500 lm, 63 W
Beam angle	110°
Luminous flux	3500, 5500 lm
Correlated Color	4000 K
Temperature	
Color Rendering Index	≥ 80
Median useful life	50,000 hours
L70B50	
Median useful life	30,000 hours
L80B50	
Median useful life	15,000 hours
L90B50	
Driver failure rate	1% per 5000 hours
Average ambient temperature	+25 °C

Operating temperature range	CR250B: -20 to +40 °C CR150B: 0 to +40 °C
Driver	Built-in
Power/Data supply	Class II
Mains voltage	220-240V / 50-60 Hz
Dimming	DALI version available
Material	Housing: sheet steel, lacquered
Color	White RAL9016
Optical cover	Clear glass + Polystyrene diffuser or PMMA diffuser
Connection	Screw terminal block + cable gland
Maintenance	CR250B: maintenance possible CR150B: sealed for life
Installation	CR250B: lay in, concealed and plaster with screw fastener CR150B: lay in, plaster ceiling with additional bracket Surface-mounted with additional brackets No through-wiring possible
Accessories	Surface-mounted brackets (CR250B, CR150B) Plaster ceiling bracket (CR150B) Safety cable (CR250B, CR150B)


Versions




Cleanroom LED CR250B luminaire,
module size 600x600 mm



Cleanroom LED CR250B luminaire,
module size 300x1200 mm



Cleanroom LED CR150B luminaire,
module size 600x600 mm




Cleanroom LED CR150B luminaire,
module size 300x1200 mm

Cleanroom LED CR250B


Product details




Cleanroom_LED-
CR250B_W60L60-DP01




Cleanroom_LED-
CR250B_W60L60-DP02




Cleanroom_LED-CR250B_PSU-
DP08




Cleanroom_LED-
CR250B_W60L60_CR250Z_SMB-
DP14




Cleanroom_LED-
CR250B_W30L120_CR250Z_SMB-
DP13



Cleanroom_LED-
CR150B_W60L60_CR150Z_SMB-
DP12




Cleanroom_LED-
CR150B_W30L120_PSU-DP04




Cleanroom_LED-CR150B-
PSU_W30L120_PSU-DP06

Cleanroom LED CR250B


Product details



Cleanroom_LED-
CR150B_W30L120_CR150Z_SMB-
DP11




Cleanroom_LED-
CR150B_W30L120_PSD-DP05




Cleanroom_LED-
CR150B_W30L120_PSD-DP07

Accessories




Bracket for surface mounting,
module size 600x600 mm

Ordercode 910930030418




Bracket for surface mounting,
module size 300x1200 mm

Ordercode 910930030518



Bracket for surface mounting,
module size 600x600 mm

Ordercode 910930030618




Bracket for surface mounting,
module size 300x1200 mm

Ordercode 910930030718


Cleanroom LED CR250B

Accessories



Bracket for surface mounting,
plaster ceiling

Ordercode 910930030818



Safety cable

Ordercode 910930030918

Application Conditions

Suitable for random switching	Yes
Operating and Electrical	
Input Voltage	220-240 V
General Information	
CE mark	CE mark
Protection class IEC	Safety class II
Driver included	Yes
ENEC mark	-
Flammability mark	For mounting on easily flammable surfaces
Light source replaceable	Yes
Number of gear units	1 unit
Number of light sources	2 pcs
Optic type	-
Initial Performance (IEC Compliant)	
Init. Corr. Color Temperature	4000 K
Init. Color Rendering Index	>80
Luminous flux tolerance	+/-5%
Mechanical and Housing	
Color	White
Diameter	-

Application Conditions

Order Code	Full Product Name	Ambient temperature range	Maximum dim level
910503910167	CR250B LED35S/840 PSU W60L60 IP65	-20 to +40 °C	-
910503910168	CR250B LED35S/840 PSD W60L60 IP65	-20 to +40 °C	1%
910503910169	CR250B LED55S/840 PSU W60L60 IP65	-20 to +40 °C	-
910503910170	CR250B LED55S/840 PSD W60L60 IP65	-20 to +40 °C	1%
910503910171	CR250B LED35S/840 PSU W30L120 IP65	-20 to +40 °C	-
910503910172	CR250B LED35S/840 PSD W30L120 IP65	-20 to +40 °C	1%
910503910173	CR250B LED55S/840 PSU W30L120 IP65	-20 to +40 °C	-
910503910174	CR250B LED55S/840 PSD W30L120 IP65	-20 to +40 °C	1%
910503910175	CR150B LED35S/840 PSU W60L60 IP54	0 to +40 °C	-
910503910176	CR150B LED35S/840 PSD W60L60 IP54	0 to +40 °C	1%
910503910177	CR150B LED35S/840 PSU W30L120 IP54	0 to +40 °C	-
910503910178	CR150B LED35S/840 PSD W30L120 IP54	0 to +40 °C	1%

Approval and Application

Order Code	Full Product Name	Mech. impact protection code	Ingress protection code
910503910167	CR250B LED35S/840 PSU W60L60 IP65	IK07	IP65
910503910168	CR250B LED35S/840 PSD W60L60 IP65	IK07	IP65
910503910169	CR250B LED55S/840 PSU W60L60 IP65	IK07	IP65

Order Code	Full Product Name	Mech. impact protection code	Ingress protection code
910503910170	CR250B LED55S/840 PSD W60L60 IP65	IK07	IP65
910503910171	CR250B LED35S/840 PSU W30L120 IP65	IK07	IP65
910503910172	CR250B LED35S/840 PSD W30L120 IP65	IK07	IP65

Cleanroom LED CR250B

Order Code	Full Product Name	Mech. impact protection code	Ingress protection code
910503910173	CR250B LED55S/840 PSU W30L120 IP65	IK07	IP65
910503910174	CR250B LED55S/840 PSD W30L120 IP65	IK07	IP65
910503910175	CR150B LED35S/840 PSU W60L60 IP54	IK03	IP54

Order Code	Full Product Name	Mech. impact protection code	Ingress protection code
910503910176	CR150B LED35S/840 PSD W60L60 IP54	IK03	IP54
910503910177	CR150B LED35S/840 PSU W30L120 IP54	IK03	IP54
910503910178	CR150B LED35S/840 PSD W30L120 IP54	IK03	IP54

Controls and Dimming

Order Code	Full Product Name	Dimmable
910503910167	CR250B LED35S/840 PSU W60L60 IP65	No
910503910168	CR250B LED35S/840 PSD W60L60 IP65	Yes
910503910169	CR250B LED55S/840 PSU W60L60 IP65	No
910503910170	CR250B LED55S/840 PSD W60L60 IP65	Yes
910503910171	CR250B LED35S/840 PSU W30L120 IP65	No
910503910172	CR250B LED35S/840 PSD W30L120 IP65	Yes

Order Code	Full Product Name	Dimmable
910503910173	CR250B LED55S/840 PSU W30L120 IP65	No
910503910174	CR250B LED55S/840 PSD W30L120 IP65	Yes
910503910175	CR150B LED35S/840 PSU W60L60 IP54	No
910503910176	CR150B LED35S/840 PSD W60L60 IP54	Yes
910503910177	CR150B LED35S/840 PSU W30L120 IP54	No
910503910178	CR150B LED35S/840 PSD W30L120 IP54	Yes

General Information

Order Code	Full Product Name	Optical cover/lens type	Glow-wire test	Lamp family code
910503910167	CR250B LED35S/840 PSU W60L60 IP65	Clear glass with diffuser foil	Temperature 850 °C, duration 30 s	GRN35
910503910168	CR250B LED35S/840 PSD W60L60 IP65	Clear glass with diffuser foil	Temperature 850 °C, duration 30 s	GRN35
910503910169	CR250B LED55S/840 PSU W60L60 IP65	Clear glass with diffuser foil	Temperature 850 °C, duration 30 s	GRN55
910503910170	CR250B LED55S/840 PSD W60L60 IP65	Clear glass with diffuser foil	Temperature 850 °C, duration 30 s	GRN55
910503910171	CR250B LED35S/840 PSU W30L120 IP65	Clear glass with diffuser foil	Temperature 850 °C, duration 30 s	GRN35
910503910172	CR250B LED35S/840 PSD W30L120 IP65	Clear glass with diffuser foil	Temperature 850 °C, duration 30 s	GRN35

Order Code	Full Product Name	Optical cover/lens type	Glow-wire test	Lamp family code
910503910173	CR250B LED55S/840 PSU W30L120 IP65	Clear glass with diffuser foil	Temperature 850 °C, duration 30 s	GRN55
910503910174	CR250B LED55S/840 PSD W30L120 IP65	Clear glass with diffuser foil	Temperature 850 °C, duration 30 s	GRN55
910503910175	CR150B LED35S/840 PSU W60L60 IP54	Polymethyl methacrylate bowl/cover	Temperature 650 °C, duration 30 s	GRN35
910503910176	CR150B LED35S/840 PSD W60L60 IP54	Polymethyl methacrylate bowl/cover	Temperature 650 °C, duration 30 s	GRN35
910503910177	CR150B LED35S/840 PSU W30L120 IP54	Polymethyl methacrylate bowl/cover	Temperature 650 °C, duration 30 s	GRN35
910503910178	CR150B LED35S/840 PSD W30L120 IP54	Polymethyl methacrylate bowl/cover	Temperature 650 °C, duration 30 s	GRN35

Initial Performance (IEC Compliant)

Order Code	Full Product Name	Initial chromaticity	Initial LED luminaire efficacy	Initial luminous flux	Initial input power
910503910167	CR250B LED35S/840 PSU W60L60 IP65	(0.38, 0.38) SDCM <4	88 lm/W	3500 lm	40 W

Order Code	Full Product Name	Initial chromaticity	Initial LED luminaire efficacy	Initial luminous flux	Initial input power
910503910168	CR250B LED35S/840 PSD W60L60 IP65	(0.38, 0.38) SDCM <4	88 lm/W	3500 lm	40 W

Cleanroom LED CR250B

Order Code	Full Product Name	Initial chromaticity	Initial LED luminaire efficacy	Initial luminous flux	Initial input power
910503910169	CR250B LED55S/840 PSU W60L60 IP65	(0.38, 0.38) SDCM <3	87 lm/W	5500 lm	63 W
910503910170	CR250B LED55S/840 PSD W60L60 IP65	(0.38, 0.38) SDCM <3	87 lm/W	5500 lm	63 W
910503910171	CR250B LED35S/840 PSU W30L120 IP65	(0.38, 0.38) SDCM <4	88 lm/W	3500 lm	40 W
910503910172	CR250B LED35S/840 PSD W30L120 IP65	(0.38, 0.38) SDCM <4	88 lm/W	3500 lm	40 W
910503910173	CR250B LED55S/840 PSU W30L120 IP65	(0.38, 0.38) SDCM <3	87 lm/W	5500 lm	63 W

Order Code	Full Product Name	Initial chromaticity	Initial LED luminaire efficacy	Initial luminous flux	Initial input power
910503910174	CR250B LED55S/840 PSD W30L120 IP65	(0.38, 0.38) SDCM <3	87 lm/W	5500 lm	63 W
910503910175	CR150B LED35S/840 PSU W60L60 IP54	(0.38, 0.38) SDCM <4	88 lm/W	3500 lm	40 W
910503910176	CR150B LED35S/840 PSD W60L60 IP54	(0.38, 0.38) SDCM <4	88 lm/W	3500 lm	40 W
910503910177	CR150B LED35S/840 PSU W30L120 IP54	(0.38, 0.38) SDCM <4	88 lm/W	3500 lm	40 W
910503910178	CR150B LED35S/840 PSD W30L120 IP54	(0.38, 0.38) SDCM <4	88 lm/W	3500 lm	40 W

